

Appendix A:

Weighted Probability Frequencies

Frequency tables show response distribution across the full range of response options for each question. In these tables, the "Frequency" column shows the number of respondents who selected the corresponding answer. The "Percent" column reflects the percentage of respondents who selected each answer category among the total number of respondents. This includes missing responses—both non-substantive answer categories that have been designated as missing (e.g., "Don't know", "Not sure," "Prefer not to say") as well as system missing (i.e., blank responses). The "Valid Percent" column reflects the percentage of respondents who selected each answer category among the total number of respondents who provided a substantive answer to the question. In other words, the valid percent calculation excludes missing cases from the denominator. Unless otherwise noted, percentages presented in the narrative report reflect the valid percentages.

The data presented in these tables are based on responses from the probability sample only. The data have been weighted with base weights and post-stratification weights.

A3 What is your 5-digit zip code?					
		Frequency	Percent	Valid Percent	Cumulative Percent
Valid	22091	1	0.1	0.1	0.1
	22802	2	0.1	0.1	0.2
	22901	491	32.5	33.1	33.3
	22902	126	8.4	8.5	41.8
	22903	205	13.6	13.9	55.7
	22904	1	0.1	0.1	55.8
	22911	244	16.2	16.5	72.3
	22920	12	0.8	0.8	73.1
	22923	19	1.3	1.3	74.4
	22931	1	0.1	0.1	74.4
	22932	117	7.7	7.9	82.3
	22935	6	0.4	0.4	82.7
	22936	61	4.0	4.1	86.8
	22937	17	1.2	1.2	88.0
	22938	3	0.2	0.2	88.2
	22940	8	0.5	0.5	88.7
	22942	6	0.4	0.4	89.1
	22943	3	0.2	0.2	89.3
	22945	1	0.0	0.0	89.4
	22946	4	0.3	0.3	89.7
	22947	71	4.7	4.8	94.5
	22952	1	0.0	0.0	94.5
	22959	24	1.6	1.6	96.1
	22968	3	0.2	0.2	96.4
	22969	10	0.7	0.7	97.1
	22974	5	0.3	0.3	97.4
	24590	37	2.5	2.5	99.9
	29576	1	0.1	0.1	99.9
	Total	1481	98.2	100.0	
Missing	System	27	1.8		
Total		1508	100.0		

B1 Have you lived in Albemarle County all your life?					
		Frequency	Percent	Valid Percent	Cumulative Percent
Valid	1 Yes	146	9.7	9.8	9.8
	2 No	1340	88.9	90.2	100.0
	Total	1485	98.5	100.0	
Missing	System	22	1.5		
Total		1507	100.0		

B2 How many years in total have you lived in Albemarle County?					
		Frequency	Percent	Valid Percent	Cumulative Percent
Valid	1 Less than one year	80	5.3	5.3	5.3
	2 1-5 years	301	20.0	20.2	25.5
	3 6-10 years	178	11.8	12.0	37.5
	4 11-20 years	275	18.2	18.4	55.9
	5 More than 20 years	657	43.6	44.1	100.0
	Total	1491	98.9	100.0	
Missing	6 Not sure	2	0.2		
	System	14	0.9		
	Total	16	1.1		
Total		1507	100.0		

B3 How would you characterize the area in which you live?					
		Frequency	Percent	Valid Percent	Cumulative Percent
Valid	1 Urban	155	10.3	10.6	10.6
	2 Suburban	729	48.4	49.9	60.4
	3 Small town/Village	208	13.8	14.2	74.7
	4 Out in the country	347	23.0	23.7	98.4
	5 Other (specify)	24	1.6	1.6	100.0
	Total	1463	97.1	100.0	
Missing	6 Don't know	19	1.3		
	System	25	1.7		
	Total	44	2.9		
Total		1507	100.0		

locality11 In what area of Albemarle County do you live?					
		Frequency	Percent	Valid Percent	Cumulative Percent
Valid	1.00 Crozet	108	7.2	7.2	7.2
	2.00 29 North (Hollymead)	105	7.0	7.0	14.2
	3.00 Northern urban neighborhoods	326	21.6	21.7	35.9
	4.00 Pantops	85	5.6	5.7	41.6
	5.00 Northwestern Albemarle	172	11.4	11.5	53.1
	6.00 Northeastern Albemarle	101	6.7	6.7	59.8
	7.00 Southwestern Albemarle	158	10.5	10.6	70.3
	8.00 Southeastern Albemarle/Scottsville	118	7.8	7.9	78.2
	9.00 Southern urban neighborhoods	186	12.3	12.4	90.6
	10.00 Village of Rivanna	39	2.6	2.6	93.2
	11.00 Western urban neighborhoods	102	6.8	6.8	100.0
	Total	1500	99.5	100.0	
Missing	-99.00 Missing	7	0.5		
Total		1507	100.0		

locality4 Locality					
		Frequency	Percent	Valid Percent	Cumulative Percent
Valid	1.00 Satellite Communities	147	9.8	9.8	9.8
	2.00 Urban Ring & 29 North	804	53.3	53.6	63.4
	3.00 Rural Northern Albemarle	273	18.1	18.2	81.6
	4.00 Rural Southern Albemarle	276	18.3	18.4	100.0
	Total	1500	99.5	100.0	
Missing	.00	7	0.5		
Total		1507	100.0		

B4 How would you rate the overall quality of life in Albemarle County?					
		Frequency	Percent	Valid Percent	Cumulative Percent
Valid	1 Excellent	506	33.6	34.0	34.0
	2 Good	831	55.1	55.8	89.8
	3 Fair	139	9.2	9.4	99.2
	4 Poor	13	0.8	0.8	100.0
	Total	1489	98.8	100.0	
Missing	5 Don't know	4	0.2		
	System	15	1.0		
	Total	19	1.2		
Total		1507	100.0		

B5 On a scale from 1 to 10, where 1 represents the worst possible community in which to live, and 10 represents the best possible community, where would you rate Albemarle County as a place to live?					
		Frequency	Percent	Valid Percent	Cumulative Percent
Valid	2	3	0.2	0.2	0.2
	3	8	0.5	0.5	0.7
	4	6	0.4	0.4	1.1
	5	63	4.2	4.3	5.4
	6	66	4.4	4.4	9.8
	7	234	15.5	15.8	25.6
	8	545	36.1	36.8	62.4
	9	391	26.0	26.4	88.8
	10 (Best)	167	11.0	11.2	100.0
	Total	1481	98.3	100.0	
Missing	System	26	1.7		
Total		1507	100.0		

B6 Thinking about 5 years from now, do you think the quality of life in Albemarle County will improve, get worse, or stay the same?					
		Frequency	Percent	Valid Percent	Cumulative Percent
Valid	1 Improve	277	18.4	21.5	21.5
	2 Get worse	587	38.9	45.6	67.1
	3 Stay the same	423	28.1	32.9	100.0
	Total	1287	85.4	100.0	
Missing	4 Don't know	201	13.3		
	System	20	1.3		
	Total	221	14.6		
Total		1507	100.0		

B8 Thinking about 5 years from now, do you intend to live in Albemarle, Charlottesville or somewhere else?					
		Frequency	Percent	Valid Percent	Cumulative Percent
Valid	1 Albemarle County	933	61.9	79.2	79.2
	2 Charlottesville City	19	1.3	1.6	80.8
	3 Other adjacent/nearby county	50	3.3	4.2	85.1
	4 Somewhere else	176	11.7	14.9	100.0
	Total	1178	78.2	100.0	
Missing	5 Don't know	316	21.0		
	System	13	0.9		
	Total	329	21.8		
Total		1507	100.0		

C1a Please rate the quality of each of the following services in Albemarle County. - County services overall					
		Frequency	Percent	Valid Percent	Cumulative Percent
Valid	1 Excellent	188	12.5	14.8	14.8
	2 Good	830	55.1	65.4	80.1
	3 Fair	233	15.4	18.3	98.5
	4 Poor	20	1.3	1.5	100.0
	Total	1270	84.3	100.0	
Missing	9 Don't know/Prefer not to answer	146	9.7		
	System	91	6.0		
	Total	237	15.7		
Total		1507	100.0		

C1b Please rate the quality of each of the following services in Albemarle County. - Fire services					
		Frequency	Percent	Valid Percent	Cumulative Percent
Valid	1 Excellent	522	34.6	45.5	45.5
	2 Good	563	37.4	49.1	94.6
	3 Fair	52	3.4	4.5	99.1
	4 Poor	10	0.7	0.9	100.0
	Total	1147	76.1	100.0	
Missing	9 Don't know/Prefer not to answer	317	21.0		
	System	44	2.9		
	Total	360	23.9		
Total		1507	100.0		

C1c Please rate the quality of each of the following services in Albemarle County. - Albemarle County Police services					
		Frequency	Percent	Valid Percent	Cumulative Percent
Valid	1 Excellent	383	25.4	30.8	30.8
	2 Good	670	44.5	54.0	84.8
	3 Fair	153	10.2	12.4	97.2
	4 Poor	35	2.3	2.8	100.0
	Total	1242	82.4	100.0	
Missing	9 Don't know/Prefer not to answer	221	14.7		
	System	45	3.0		
	Total	266	17.6		
Total		1507	100.0		

C1d Please rate the quality of each of the following services in Albemarle County. - Ambulance/emergency medical services					
		Frequency	Percent	Valid Percent	Cumulative Percent
Valid	1 Excellent	534	35.5	46.7	46.7
	2 Good	514	34.1	44.9	91.6
	3 Fair	88	5.8	7.7	99.3
	4 Poor	9	0.6	0.7	100.0
	Total	1145	75.9	100.0	
Missing	9 Don't know/Prefer not to answer	325	21.5		
	System	38	2.5		
	Total	363	24.1		
Total		1507	100.0		

C1e Please rate the quality of each of the following services in Albemarle County. - Traffic enforcement					
		Frequency	Percent	Valid Percent	Cumulative Percent
Valid	1 Excellent	157	10.4	12.4	12.4
	2 Good	620	41.1	49.1	61.6
	3 Fair	374	24.8	29.6	91.2
	4 Poor	111	7.4	8.8	100.0
	Total	1261	83.6	100.0	
Missing	9 Don't know/Prefer not to answer	175	11.6		
	System	72	4.7		
	Total	247	16.4		
Total		1507	100.0		

C1f Please rate the quality of each of the following services in Albemarle County. - Code enforcement (weeds, junk, abandoned buildings, etc.)					
		Frequency	Percent	Valid Percent	Cumulative Percent
Valid	1 Excellent	95	6.3	8.6	8.6
	2 Good	426	28.3	38.6	47.2
	3 Fair	423	28.1	38.3	85.5
	4 Poor	160	10.6	14.5	100.0
	Total	1104	73.2	100.0	
Missing	9 Don't know/Prefer not to answer	351	23.3		
	System	53	3.5		
	Total	404	26.8		
Total		1507	100.0		

C1g Please rate the quality of each of the following services in Albemarle County. - Fire prevention and education					
		Frequency	Percent	Valid Percent	Cumulative Percent
Valid	1 Excellent	216	14.3	23.0	23.0
	2 Good	503	33.4	53.5	76.5
	3 Fair	192	12.8	20.4	96.9
	4 Poor	29	1.9	3.1	100.0
	Total	941	62.4	100.0	
Missing	9 Don't know/Prefer not to answer	504	33.5		
	System	62	4.1		
	Total	567	37.6		
Total		1507	100.0		

C1h Please rate the quality of each of the following services in Albemarle County. - Recycling services					
		Frequency	Percent	Valid Percent	Cumulative Percent
Valid	1 Excellent	149	9.9	11.1	11.1
	2 Good	444	29.4	33.0	44.0
	3 Fair	358	23.7	26.6	70.6
	4 Poor	396	26.2	29.4	100.0
	Total	1346	89.3	100.0	
Missing	9 Don't know/Prefer not to answer	120	8.0		
	System	42	2.8		
	Total	162	10.7		
Total		1507	100.0		

C1i Please rate the quality of each of the following services in Albemarle County. - Solid waste services					
		Frequency	Percent	Valid Percent	Cumulative Percent
Valid	1 Excellent	203	13.5	17.5	17.5
	2 Good	577	38.3	49.6	67.1
	3 Fair	262	17.4	22.6	89.7
	4 Poor	120	8.0	10.3	100.0
	Total	1162	77.1	100.0	
Missing	9 Don't know/Prefer not to answer	276	18.3		
	System	70	4.6		
	Total	345	22.9		
Total		1507	100.0		

C1j Please rate the quality of each of the following services in Albemarle County. - Community centers and their programs					
		Frequency	Percent	Valid Percent	Cumulative Percent
Valid	1 Excellent	179	11.9	17.2	17.2
	2 Good	498	33.0	47.9	65.1
	3 Fair	271	18.0	26.0	91.1
	4 Poor	93	6.1	8.9	100.0
	Total	1041	69.0	100.0	
Missing	9 Don't know/Prefer not to answer	410	27.2		
	System	57	3.8		
	Total	467	31.0		
Total		1507	100.0		

C1k Please rate the quality of each of the following services in Albemarle County. - County parks					
		Frequency	Percent	Valid Percent	Cumulative Percent
Valid	1 Excellent	389	25.8	28.7	28.7
	2 Good	711	47.1	52.3	81.0
	3 Fair	215	14.2	15.8	96.8
	4 Poor	43	2.9	3.2	100.0
	Total	1358	90.1	100.0	
Missing	9 Don't know/Prefer not to answer	100	6.6		
	System	49	3.3		
	Total	149	9.9		
Total		1507	100.0		

C1l Please rate the quality of each of the following services in Albemarle County. - Street lighting					
		Frequency	Percent	Valid Percent	Cumulative Percent
Valid	1 Excellent	124	8.2	9.5	9.5
	2 Good	551	36.6	42.5	52.1
	3 Fair	408	27.1	31.5	83.5
	4 Poor	213	14.2	16.5	100.0
	Total	1296	86.0	100.0	
Missing	9 Don't know/Prefer not to answer	157	10.4		
	System	54	3.6		
	Total	211	14.0		
Total		1507	100.0		

C1m Please rate the quality of each of the following services in Albemarle County. - Economic development					
		Frequency	Percent	Valid Percent	Cumulative Percent
Valid	1 Excellent	117	7.7	10.2	10.2
	2 Good	490	32.5	42.7	52.9
	3 Fair	377	25.0	32.9	85.8
	4 Poor	163	10.8	14.2	100.0
	Total	1147	76.1	100.0	
Missing	9 Don't know/Prefer not to answer	291	19.3		
	System	70	4.6		
	Total	361	23.9		
Total		1507	100.0		

C1n Please rate the quality of each of the following services in Albemarle County. - Land use, planning and zoning					
		Frequency	Percent	Valid Percent	Cumulative Percent
Valid	1 Excellent	85	5.6	6.9	6.9
	2 Good	392	26.0	32.0	39.0
	3 Fair	449	29.8	36.8	75.7
	4 Poor	297	19.7	24.3	100.0
	Total	1223	81.1	100.0	
Missing	9 Don't know/Prefer not to answer	230	15.3		
	System	55	3.6		
	Total	285	18.9		
Total		1507	100.0		

C1o Please rate the quality of each of the following services in Albemarle County. - Stewardship of natural resources					
		Frequency	Percent	Valid Percent	Cumulative Percent
Valid	1 Excellent	131	8.7	11.4	11.4
	2 Good	511	33.9	44.6	56.0
	3 Fair	372	24.7	32.5	88.5
	4 Poor	131	8.7	11.5	100.0
	Total	1146	76.0	100.0	
Missing	9 Don't know/Prefer not to answer	300	19.9		
	System	61	4.1		
	Total	361	24.0		
Total		1507	100.0		

C1p Please rate the quality of each of the following services in Albemarle County. - Community engagement					
		Frequency	Percent	Valid Percent	Cumulative Percent
Valid	1 Excellent	149	9.9	12.5	12.5
	2 Good	521	34.6	43.9	56.5
	3 Fair	392	26.0	33.1	89.5
	4 Poor	124	8.2	10.5	100.0
	Total	1187	78.7	100.0	
Missing	9 Don't know/Prefer not to answer	267	17.7		
	System	53	3.5		
	Total	321	21.3		
Total		1507	100.0		

C1q Please rate the quality of each of the following services in Albemarle County. - Public information services					
		Frequency	Percent	Valid Percent	Cumulative Percent
Valid	1 Excellent	149	9.9	12.4	12.4
	2 Good	591	39.2	49.1	61.5
	3 Fair	364	24.2	30.3	91.8
	4 Poor	99	6.6	8.2	100.0
	Total	1203	79.8	100.0	
Missing	9 Don't know/Prefer not to answer	239	15.8		
	System	66	4.4		
	Total	304	20.2		
Total		1507	100.0		

C1r Please rate the quality of each of the following services in Albemarle County. - Overall customer service from Albemarle county employees					
		Frequency	Percent	Valid Percent	Cumulative Percent
Valid	1 Excellent	209	13.8	17.5	17.5
	2 Good	643	42.6	54.0	71.5
	3 Fair	274	18.2	23.0	94.6
	4 Poor	65	4.3	5.4	100.0
	Total	1190	78.9	100.0	
Missing	9 Don't know/Prefer not to answer	275	18.3		
	System	42	2.8		
	Total	318	21.1		
Total		1507	100.0		

C1s Please rate the quality of each of the following services in Albemarle County. - Leadership by Board of Supervisors					
		Frequency	Percent	Valid Percent	Cumulative Percent
Valid	1 Excellent	98	6.5	9.2	9.2
	2 Good	388	25.8	36.4	45.6
	3 Fair	387	25.7	36.2	81.8
	4 Poor	195	12.9	18.2	100.0
	Total	1068	70.9	100.0	
Missing	9 Don't know/Prefer not to answer	391	25.9		
	System	48	3.2		
	Total	439	29.1		
Total		1507	100.0		

C1t Please rate the quality of each of the following services in Albemarle County. - Leadership of County Executive office and staff					
		Frequency	Percent	Valid Percent	Cumulative Percent
Valid	1 Excellent	93	6.2	10.1	10.1
	2 Good	380	25.2	41.2	51.3
	3 Fair	323	21.4	35.0	86.3
	4 Poor	126	8.4	13.7	100.0
	Total	923	61.2	100.0	
Missing	9 Don't know/Prefer not to answer	528	35.0		
	System	57	3.8		
	Total	585	38.8		
Total		1507	100.0		

C1u Please rate the quality of each of the following services in Albemarle County. - The job the County is doing in treating all residents fairly					
		Frequency	Percent	Valid Percent	Cumulative Percent
Valid	1 Excellent	112	7.4	10.5	10.5
	2 Good	444	29.5	41.5	51.9
	3 Fair	341	22.6	31.8	83.8
	4 Poor	174	11.5	16.2	100.0
	Total	1071	71.1	100.0	
Missing	9 Don't know/Prefer not to answer	380	25.2		
	System	56	3.7		
	Total	436	28.9		
Total		1507	100.0		

C2 How satisfied are you overall with the value of service provided in Albemarle for your tax dollars?					
		Frequency	Percent	Valid Percent	Cumulative Percent
Valid	1 Very satisfied	262	17.4	19.6	19.6
	2 Somewhat satisfied	776	51.5	58.1	77.7
	3 Somewhat unsatisfied	209	13.9	15.6	93.3
	4 Very unsatisfied	89	5.9	6.7	100.0
	Total	1336	88.7	100.0	
Missing	5 Not sure	117	7.8		
	System	54	3.6		
	Total	171	11.3		
Total		1507	100.0		

D1a How convenient is it for you to get to and/or make use of each of the following community assets and services within Albemarle County? - Hospitals					
		Frequency	Percent	Valid Percent	Cumulative Percent
Valid	1 Very convenient	952	63.2	65.2	65.2
	2 Somewhat convenient	402	26.7	27.5	92.7
	3 Somewhat inconvenient	93	6.2	6.4	99.1
	4 Very inconvenient	13	0.8	0.9	100.0
	Total	1460	96.9	100.0	
Missing	9 Don't know/Prefer not to answer	24	1.6		
	System	23	1.5		
	Total	47	3.1		
Total		1507	100.0		

D1b How convenient is it for you to get to and/or make use of each of the following community assets and services within Albemarle County? - Medical care					
		Frequency	Percent	Valid Percent	Cumulative Percent
Valid	1 Very convenient	995	66.0	68.6	68.6
	2 Somewhat convenient	378	25.1	26.1	94.7
	3 Somewhat inconvenient	62	4.1	4.3	98.9
	4 Very inconvenient	15	1.0	1.1	100.0
	Total	1449	96.1	100.0	
Missing	9 Don't know/Prefer not to answer	22	1.4		
	System	37	2.4		
	Total	58	3.9		
Total		1507	100.0		

D1c How convenient is it for you to get to and/or make use of each of the following community assets and services within Albemarle County? - Emergency services					
		Frequency	Percent	Valid Percent	Cumulative Percent
Valid	1 Very convenient	867	57.5	67.5	67.5
	2 Somewhat convenient	347	23.0	27.0	94.5
	3 Somewhat inconvenient	52	3.4	4.0	98.5
	4 Very inconvenient	19	1.2	1.5	100.0
	Total	1285	85.2	100.0	
Missing	9 Don't know/Prefer not to answer	179	11.9		
	System	44	2.9		
	Total	223	14.8		
Total		1507	100.0		

D1d How convenient is it for you to get to and/or make use of each of the following community assets and services within Albemarle County? - Public schools					
		Frequency	Percent	Valid Percent	Cumulative Percent
Valid	1 Very convenient	728	48.3	67.3	67.3
	2 Somewhat convenient	290	19.2	26.8	94.1
	3 Somewhat inconvenient	46	3.1	4.3	98.4
	4 Very inconvenient	17	1.1	1.6	100.0
	Total	1082	71.8	100.0	
Missing	9 Don't know/Prefer not to answer	378	25.1		
	System	47	3.2		
	Total	426	28.2		
Total		1507	100.0		

D1e How convenient is it for you to get to and/or make use of each of the following community assets and services within Albemarle County? - Libraries					
		Frequency	Percent	Valid Percent	Cumulative Percent
Valid	1 Very convenient	771	51.2	57.0	57.0
	2 Somewhat convenient	409	27.1	30.3	87.3
	3 Somewhat inconvenient	135	9.0	10.0	97.3
	4 Very inconvenient	37	2.4	2.7	100.0
	Total	1352	89.7	100.0	
Missing	9 Don't know/Prefer not to answer	117	7.7		
	System	39	2.6		
	Total	156	10.3		
Total		1507	100.0		

D1f How convenient is it for you to get to and/or make use of each of the following community assets and services within Albemarle County? - Child care					
		Frequency	Percent	Valid Percent	Cumulative Percent
Valid	1 Very convenient	127	8.4	27.9	27.9
	2 Somewhat convenient	158	10.5	34.9	62.9
	3 Somewhat inconvenient	126	8.3	27.7	90.6
	4 Very inconvenient	43	2.8	9.4	100.0
	Total	454	30.1	100.0	
Missing	9 Don't know/Prefer not to answer	966	64.1		
	System	88	5.8		
	Total	1054	69.9		
Total		1507	100.0		

D1g How convenient is it for you to get to and/or make use of each of the following community assets and services within Albemarle County? - Places of worship (e.g., churches, synagogues, mosques, etc.)					
		Frequency	Percent	Valid Percent	Cumulative Percent
Valid	1 Very convenient	761	50.5	65.2	65.2
	2 Somewhat convenient	347	23.0	29.8	95.0
	3 Somewhat inconvenient	44	2.9	3.8	98.8
	4 Very inconvenient	14	1.0	1.2	100.0
	Total	1166	77.3	100.0	
Missing	9 Don't know/Prefer not to answer	302	20.0		
	System	39	2.6		
	Total	342	22.7		
Total		1507	100.0		

D1h How convenient is it for you to get to and/or make use of each of the following community assets and services within Albemarle County? - Community centers					
		Frequency	Percent	Valid Percent	Cumulative Percent
Valid	1 Very convenient	317	21.0	32.0	32.0
	2 Somewhat convenient	437	29.0	44.1	76.1
	3 Somewhat inconvenient	179	11.8	18.0	94.1
	4 Very inconvenient	58	3.9	5.9	100.0
	Total	991	65.7	100.0	
Missing	9 Don't know/Prefer not to answer	452	30.0		
	System	65	4.3		
	Total	517	34.3		
Total		1507	100.0		

D1i How convenient is it for you to get to and/or make use of each of the following community assets and services within Albemarle County? - Cultural organizations (galleries, theaters, etc.)					
		Frequency	Percent	Valid Percent	Cumulative Percent
Valid	1 Very convenient	453	30.0	34.8	34.8
	2 Somewhat convenient	559	37.1	42.9	77.7
	3 Somewhat inconvenient	223	14.8	17.1	94.8
	4 Very inconvenient	68	4.5	5.2	100.0
	Total	1302	86.4	100.0	
Missing	9 Don't know/Prefer not to answer	159	10.6		
	System	46	3.1		
	Total	205	13.6		
Total		1507	100.0		

D1j How convenient is it for you to get to and/or make use of each of the following community assets and services within Albemarle County? - Parks					
		Frequency	Percent	Valid Percent	Cumulative Percent
Valid	1 Very convenient	697	46.3	49.3	49.3
	2 Somewhat convenient	555	36.8	39.3	88.6
	3 Somewhat inconvenient	127	8.5	9.0	97.6
	4 Very inconvenient	34	2.2	2.4	100.0
	Total	1413	93.8	100.0	
Missing	9 Don't know/Prefer not to answer	60	4.0		
	System	34	2.2		
	Total	94	6.2		
Total		1507	100.0		

D1k How convenient is it for you to get to and/or make use of each of the following community assets and services within Albemarle County? - Greenway trails					
		Frequency	Percent	Valid Percent	Cumulative Percent
Valid	1 Very convenient	563	37.4	46.0	46.0
	2 Somewhat convenient	473	31.4	38.7	84.7
	3 Somewhat inconvenient	148	9.8	12.1	96.7
	4 Very inconvenient	40	2.7	3.3	100.0
	Total	1224	81.2	100.0	
Missing	9 Don't know/Prefer not to answer	228	15.1		
	System	55	3.7		
	Total	283	18.8		
Total		1507	100.0		

D1l How convenient is it for you to get to and/or make use of each of the following community assets and services within Albemarle County? - Solid waste and recycling services					
		Frequency	Percent	Valid Percent	Cumulative Percent
Valid	1 Very convenient	305	20.2	23.7	23.7
	2 Somewhat convenient	381	25.3	29.6	53.4
	3 Somewhat inconvenient	367	24.3	28.5	81.9
	4 Very inconvenient	232	15.4	18.1	100.0
	Total	1285	85.2	100.0	
Missing	9 Don't know/Prefer not to answer	180	11.9		
	System	42	2.8		
	Total	222	14.8		
Total		1507	100.0		

D1m How convenient is it for you to get to and/or make use of each of the following community assets and services within Albemarle County? - Getting around by car					
		Frequency	Percent	Valid Percent	Cumulative Percent
Valid	1 Very convenient	553	36.7	37.9	37.9
	2 Somewhat convenient	583	38.7	40.0	77.9
	3 Somewhat inconvenient	245	16.3	16.8	94.7
	4 Very inconvenient	78	5.1	5.3	100.0
	Total	1459	96.8	100.0	
Missing	9 Don't know/Prefer not to answer	11	0.8		
	System	37	2.5		
	Total	49	3.2		
Total		1507	100.0		

D1n How convenient is it for you to get to and/or make use of each of the following community assets and services within Albemarle County? - Public transportation system: Jaunt/Charlottesville Area Transit (CAT)					
		Frequency	Percent	Valid Percent	Cumulative Percent
Valid	1 Very convenient	179	11.9	21.6	21.6
	2 Somewhat convenient	289	19.2	34.8	56.4
	3 Somewhat inconvenient	215	14.2	25.9	82.2
	4 Very inconvenient	147	9.8	17.8	100.0
	Total	830	55.1	100.0	
Missing	9 Don't know/Prefer not to answer	624	41.4		
	System	54	3.6		
	Total	677	44.9		
Total		1507	100.0		

D1o How convenient is it for you to get to and/or make use of each of the following community assets and services within Albemarle County? - Sidewalks and pedestrian walkways					
		Frequency	Percent	Valid Percent	Cumulative Percent
Valid	1 Very convenient	216	14.3	16.7	16.7
	2 Somewhat convenient	503	33.4	38.9	55.6
	3 Somewhat inconvenient	359	23.8	27.7	83.3
	4 Very inconvenient	216	14.3	16.7	100.0
	Total	1293	85.8	100.0	
Missing	9 Don't know/Prefer not to answer	171	11.3		
	System	43	2.8		
	Total	214	14.2		
Total		1507	100.0		

D1p How convenient is it for you to get to and/or make use of each of the following community assets and services within Albemarle County? - Biking lanes					
		Frequency	Percent	Valid Percent	Cumulative Percent
Valid	1 Very convenient	149	9.9	14.5	14.5
	2 Somewhat convenient	317	21.0	30.9	45.4
	3 Somewhat inconvenient	304	20.2	29.6	75.1
	4 Very inconvenient	256	17.0	24.9	100.0
	Total	1026	68.0	100.0	
Missing	9 Don't know/Prefer not to answer	421	27.9		
	System	61	4.0		
	Total	482	32.0		
Total		1507	100.0		

D1q How convenient is it for you to get to and/or make use of each of the following community assets and services within Albemarle County? - Grocery stores					
		Frequency	Percent	Valid Percent	Cumulative Percent
Valid	1 Very convenient	958	63.6	64.9	64.9
	2 Somewhat convenient	426	28.3	28.9	93.8
	3 Somewhat inconvenient	69	4.6	4.7	98.5
	4 Very inconvenient	23	1.5	1.5	100.0
	Total	1476	97.9	100.0	
Missing	9 Don't know/Prefer not to answer	10	0.7		
	System	21	1.4		
	Total	31	2.1		
Total		1507	100.0		

D1r How convenient is it for you to get to and/or make use of each of the following community assets and services within Albemarle County? - Shopping centers					
		Frequency	Percent	Valid Percent	Cumulative Percent
Valid	1 Very convenient	766	50.8	52.7	52.7
	2 Somewhat convenient	503	33.3	34.6	87.2
	3 Somewhat inconvenient	132	8.8	9.1	96.3
	4 Very inconvenient	54	3.6	3.7	100.0
	Total	1454	96.5	100.0	
Missing	9 Don't know/Prefer not to answer	24	1.6		
	System	29	1.9		
	Total	53	3.5		
Total		1507	100.0		

Hospital_Barriers Frequencies				
		Responses		Percent of Cases
		N	Percent	
Hospital_Barriers Barriers encountered in accessing hospitals. ^a	D3HospitalFar Too far away/Does not exist in my part of the county	80	5.6%	5.7%
	D3HospitalExp Too expensive	215	14.9%	15.3%
	D3HospitalUnaware Unaware of program/how to access	27	1.9%	1.9%
	D3HospitalDontFit Don't feel welcome/Don't fit in	5	0.3%	0.3%
	D3HospitalNoBar Use and do not encounter any barriers	1005	69.9%	71.8%
	D3HospitalNoUse Do not use	106	7.4%	7.6%
Total		1439	100.0%	102.7%
a. Dichotomy group tabulated at value 1.				

Medical_Barriers Frequencies				
		Responses		Percent of Cases
		N	Percent	
Medical_Barriers Barriers encountered in accessing medical care. ^a	D3MedFar Too far away/Does not exist in my part of the county	46	3.3%	3.3%
	D3MedExp Too expensive	205	14.4%	14.7%
	D3MedUnaware Unaware of program/how to access	19	1.3%	1.4%
	D3MedDontFit Don't feel welcome/Don't fit in	7	0.5%	0.5%
	D3MedNoBar Use and do not encounter any barriers	1084	76.3%	77.7%
	D3MedNoUse Do not use	58	4.1%	4.2%
Total		1420	100.0%	101.8%
a. Dichotomy group tabulated at value 1.				

Emergency_Barriers Frequencies				
		Responses		Percent of Cases
		N	Percent	
Emergency_Barriers Barriers encountered in accessing emergency services. ^a	D3EmergFar Too far away/Does not exist in my part of the county	30	2.2%	2.2%
	D3EmergExp Too expensive	92	6.7%	6.8%
	D3EmergUnaware Unaware of program/how to access	26	1.9%	1.9%
	D3EmergDontFit Don't feel welcome/Don't fit in	4	0.3%	0.3%
	D3EmergNoBar Use and do not encounter any barriers	736	53.4%	54.0%
	D3EmergNoUse Do not use	489	35.5%	35.9%
Total		1378	100.0%	101.1%
a. Dichotomy group tabulated at value 1.				

School_Barriers Frequencies				
		Responses		Percent of Cases
		N	Percent	
School_Barriers Barriers encountered in accessing public schools. ^a	D3PubSchFar Too far away/Does not exist in my part of the county	18	1.3%	1.3%
	D3PubSchUnaware Unaware of program/how to access	12	0.9%	0.9%
	D3PubSchDontFit Don't feel welcome/Don't fit in	21	1.6%	1.6%
	D3PubSchNoBar Use and do not encounter any barriers	453	32.9%	33.0%
	D3PubSchNoUse Do not use	872	63.3%	63.4%
Total		1377	100.0%	100.1%
a. Dichotomy group tabulated at value 1.				

Library_Barriers Frequencies				
		Responses		Percent of Cases
		N	Percent	
Library_Barriers Barriers encountered in accessing libraries. ^a	D3LibraryFar Too far away/Does not exist in my part of the county	99	7.2%	7.3%
	D3LibraryUnaware Unaware of program/how to access	33	2.4%	2.5%
	D3LibraryDontFit Don't feel welcome/Don't fit in	9	0.7%	0.7%
	D3LibraryNoBar Use and do not encounter any barriers	906	66.2%	66.6%
	D3LibraryNoUse Do not use	321	23.4%	23.6%
Total		1368	100.0%	100.5%
a. Dichotomy group tabulated at value 1.				

Childcare_Barriers Frequencies				
		Responses		Percent of Cases
		N	Percent	
Childcare_Barriers Barriers encountered in accessing childcare services. ^a	D3ChildFar Too far away/Does not exist in my part of the county	25	1.7%	1.7%
	D3ChildExp Too expensive	92	6.5%	6.6%
	D3ChildUnaware Unaware of program/how to access	21	1.5%	1.5%
	D3ChildDontFit Don't feel welcome/Don't fit in	3	0.2%	0.2%
	D3ChildNoBar Use and do not encounter any barriers	100	7.0%	7.1%
	D3ChildNoUse Do not use	1180	83.1%	84.0%
Total		1420	100.0%	101.2%
a. Dichotomy group tabulated at value 1.				

Worship_Barriers Frequencies				
		Responses		Percent of Cases
		N	Percent	
Worship_Barriers Barriers encountered in accessing places of worship. ^a	D3WorshipFar Too far away/Does not exist in my part of the county	26	1.9%	1.9%
	D3WorshipUnaware Unaware of program/how to access	12	0.8%	0.8%
	D3WorshipDontFit Don't feel welcome/Don't fit in	15	1.1%	1.1%
	D3WorshipNoBar Use and do not encounter any barriers	791	57.4%	57.5%
	D3WorshipNoUse Do not use	534	38.8%	38.8%
Total		1377	100.0%	100.2%

a. Dichotomy group tabulated at value 1.

Community_Barriers Frequencies				
		Responses		Percent of Cases
		N	Percent	
Community_Barriers Barriers encountered in accessing community centers ^a	D3CommCntFar Too far away/Does not exist in my part of the county	90	6.3%	6.4%
	D3CommCntExp Too expensive	11	0.8%	0.8%
	D3CommCntUnaware Unaware of program/how to access	138	9.7%	9.9%
	D3CommCntDontFit Don't feel welcome/Don't fit in	13	0.9%	0.9%
	D3CommCntNoBar Use and do not encounter any barriers	377	26.6%	27.1%
	D3CommCntNoUse Do not use	787	55.6%	56.7%
Total		1415	100.0%	101.9%

a. Dichotomy group tabulated at value 1.

Cultural_Barriers Frequencies				
		Responses		Percent of Cases
		N	Percent	
Cultural_Barriers Barriers encountered in accessing cultural organizations. ^a	D3CultOrgFar Too far away/Does not exist in my part of the county	131	9.5%	9.7%
	D3CultOrgExp Too expensive	39	2.8%	2.9%
	D3CultOrgUnaware Unaware of program/how to access	99	7.1%	7.3%
	D3CultOrgDontFit Don't feel welcome/Don't fit in	28	2.0%	2.0%
	D3CultOrgNoBar Use and do not encounter any barriers	793	57.3%	58.3%
	D3CultOrgNoUse Do not use	293	21.2%	21.6%
Total		1382	100.0%	101.7%

a. Dichotomy group tabulated at value 1.

Parks_Barriers Frequencies				
		Responses		Percent of Cases
		N	Percent	
Parks_Barriers Barriers encountered in accessing parks. ^a	D3ParkFar Too far away/Does not exist in my part of the county	103	7.4%	7.5%
	D3ParkExp Too expensive	11	0.8%	0.8%
	D3ParkUnaware Unaware of program/how to access	45	3.2%	3.3%
	D3ParkDontFit Don't feel welcome/Don't fit in	11	0.8%	0.8%
	D3ParkNoBar Use and do not encounter any barriers	1021	73.8%	74.6%
	D3ParkNoUse Do not use	194	14.0%	14.1%
Total		1384	100.0%	101.1%
a. Dichotomy group tabulated at value 1.				

Trails_Barriers Frequencies				
		Responses		Percent of Cases
		N	Percent	
Trails_Barriers Barriers encountered in accessing Greenway trails. ^a	D3TrailFar Too far away/Does not exist in my part of the county	114	8.2%	8.3%
	D3TrailUnaware Unaware of program/how to access	92	6.6%	6.7%
	D3TrailDontFit Don't feel welcome/Don't fit in	6	0.4%	0.4%
	D3TrailNoBar Use and do not encounter any barriers	724	52.3%	52.7%
	D3TrailNoUse Do not use	449	32.4%	32.7%
Total		1384	100.0%	100.9%
a. Dichotomy group tabulated at value 1.				

Waste_Barriers Frequencies				
		Responses		Percent of Cases
		N	Percent	
Waste_Barriers Barriers encountered in accessing waste and recycling services. ^a	D3WasteRecFar Too far away/Does not exist in my part of the county	338	23.6%	24.4%
	D3WasteRecExp Too expensive	61	4.3%	4.4%
	D3WasteRecUnaware Unaware of program/how to access	128	8.9%	9.2%
	D3WasteRecDontFit Don't feel welcome/Don't fit in	14	1.0%	1.0%
	D3WasteRecNoBar Use and do not encounter any barriers	648	45.2%	46.8%
	D3WasteRecNoUse Do not use	245	17.1%	17.7%
Total		1434	100.0%	103.7%
a. Dichotomy group tabulated at value 1.				

Public_Barriers Frequencies				
		Responses		Percent of Cases
		N	Percent	
Public_Barriers Barriers encountered in accessing public transportation systems. ^a	D3PubTransFar Too far away/Does not exist in my part of the county	126	9.0%	9.1%
	D3PubTransExp Too expensive	6	0.4%	0.4%
	D3PubTransUnaware Unaware of program/how to access	67	4.8%	4.8%
	D3PubTransDontFit Don't feel welcome/Don't fit in	16	1.1%	1.1%
	D3PubTransNoBar Use and do not encounter any barriers	190	13.5%	13.6%
	D3PubTransNoUse Do not use	1003	71.2%	72.0%
Total		1408	100.0%	101.1%
a. Dichotomy group tabulated at value 1.				

Sidewalks_Barriers Frequencies				
		Responses		Percent of Cases
		N	Percent	
Sidewalks_Barriers Barriers encountered in accessing sidewalks. ^a	D3SidewalkFar Too far away/Does not exist in my part of the county	330	24.3%	24.4%
	D3SidewalkUnaware Unaware of program/how to access	30	2.2%	2.2%
	D3SidewalkDontFit Don't feel welcome/Don't fit in	21	1.6%	1.6%
	D3SidewalkNoBar Use and do not encounter any barriers	673	49.5%	49.8%
	D3SidewalkNoUse Do not use	306	22.5%	22.6%
Total		1359	100.0%	100.7%
a. Dichotomy group tabulated at value 1.				

Bike_Barriers Frequencies				
		Responses		Percent of Cases
		N	Percent	
Bike_Barriers Barriers encountered in accessing biking lanes. ^a	D3BikeFar Too far away/Does not exist in my part of the county	257	18.6%	18.8%
	D3BikeUnaware Unaware of program/how to access	39	2.8%	2.8%
	D3BikeDontFit Don't feel welcome/Don't fit in	23	1.7%	1.7%
	D3BikeNoBar Use and do not encounter any barriers	174	12.6%	12.7%
	D3BikeNoUse Do not use	887	64.3%	64.9%
Total		1380	100.0%	100.9%
a. Dichotomy group tabulated at value 1.				

Grocery_Barriers Frequencies				
		Responses		Percent of Cases
		N	Percent	
Grocery_Barriers Barriers encountered in accessing grocery stores. ^a	D3GroceryFar Too far away/Does not exist in my part of the county	49	3.5%	3.6%
	D3GroceryExp Too expensive	41	3.0%	3.0%
	D3GroceryUnaware Unaware of program/how to access	10	0.7%	0.7%
	D3GroceryDontFit Don't feel welcome/Don't fit in	7	0.5%	0.5%
	D3GroceryNoBar Use and do not encounter any barriers	1260	91.1%	91.9%
	D3GroceryNoUse Do not use	15	1.1%	1.1%
Total		1382	100.0%	100.8%
a. Dichotomy group tabulated at value 1.				

Shopping_Barriers Frequencies				
		Responses		Percent of Cases
		N	Percent	
Shopping_Barriers Barriers encountered in accessing shopping centers. ^a	D3ShopFar Too far away/Does not exist in my part of the county	109	7.9%	8.0%
	D3ShopExp Too expensive	34	2.5%	2.5%
	D3ShopUnaware Unaware of program/how to access	12	0.9%	0.9%
	D3ShopDontFit Don't feel welcome/Don't fit in	8	0.6%	0.6%
	D3ShopNoBar Use and do not encounter any barriers	1181	85.9%	86.7%
	D3ShopNoUse Do not use	31	2.2%	2.3%
Total		1375	100.0%	100.9%
a. Dichotomy group tabulated at value 1.				

E1 Generally, how important do you think it is for Albemarle County to support economic development in the county?					
		Frequency	Percent	Valid Percent	Cumulative Percent
Valid	1 Very important	536	35.6	38.1	38.1
	2 Important	490	32.5	34.8	72.9
	3 Somewhat important	182	12.1	13.0	85.8
	4 Slightly important	69	4.6	4.9	90.7
	5 Not at all important	41	2.7	2.9	93.7
	6 Depends	89	5.9	6.3	100.0
	Total	1407	93.4	100.0	
Missing	7 Don't know/Prefer not to answer	39	2.6		
	System	61	4.0		
	Total	100	6.6		
Total		1507	100.0		

E2a The list below includes different kinds of development. For each one, please tell us whether you think the amount of development in Albemarle County is too low, about right, or too high. - Residential development (either built or approved)					
		Frequency	Percent	Valid Percent	Cumulative Percent
Valid	1 Too low	130	8.6	9.9	9.9
	2 About right	498	33.0	37.8	47.6
	3 Too high	690	45.8	52.4	100.0
	Total	1318	87.5	100.0	
Missing	9 Don't know/ Prefer not to answer	137	9.1		
	System	52	3.5		
	Total	189	12.5		
Total		1507	100.0		

E2b The list below includes different kinds of development. For each one, please tell us whether you think the amount of development in Albemarle County is too low, about right, or too high. - Office development (either built or approved)					
		Frequency	Percent	Valid Percent	Cumulative Percent
Valid	1 Too low	96	6.4	8.7	8.7
	2 About right	696	46.2	63.1	71.9
	3 Too high	311	20.6	28.1	100.0
	Total	1103	73.2	100.0	
Missing	9 Don't know/ Prefer not to answer	348	23.1		
	System	56	3.7		
	Total	404	26.8		
Total		1507	100.0		

E2c The list below includes different kinds of development. For each one, please tell us whether you think the amount of development in Albemarle County is too low, about right, or too high. - Retail development (either built or approved)					
		Frequency	Percent	Valid Percent	Cumulative Percent
Valid	1 Too low	209	13.9	16.3	16.3
	2 About right	641	42.5	49.8	66.0
	3 Too high	437	29.0	34.0	100.0
	Total	1287	85.4	100.0	
Missing	9 Don't know/ Prefer not to answer	165	11.0		
	System	55	3.6		
	Total	220	14.6		
Total		1507	100.0		

E2d The list below includes different kinds of development. For each one, please tell us whether you think the amount of development in Albemarle County is too low, about right, or too high. - Industrial development (either built or approved)					
		Frequency	Percent	Valid Percent	Cumulative Percent
Valid	1 Too low	286	19.0	29.1	29.1
	2 About right	497	33.0	50.6	79.7
	3 Too high	199	13.2	20.3	100.0
	Total	982	65.1	100.0	
Missing	9 Don't know/ Prefer not to answer	465	30.8		
	System	61	4.0		
	Total	525	34.9		
Total		1507	100.0		

E3 We now want to ask you more about your opinion on how the County should be growing. What is your opinion of the County's rate of growth over the past few years?					
		Frequency	Percent	Valid Percent	Cumulative Percent
Valid	1 Much too fast	399	26.5	29.4	29.4
	2 A little too fast	519	34.4	38.2	67.6
	3 About right	363	24.1	26.8	94.4
	4 A little too slow	57	3.8	4.2	98.6
	5 Much too slow	19	1.3	1.4	100.0
	Total	1357	90.0	100.0	
Missing	6 Don't know/Prefer not to answer	106	7.0		
	System	44	2.9		
	Total	150	10.0		
Total		1507	100.0		

E4a How do you think future growth and development will affect each of the following areas in Albemarle County? - Housing affordability					
		Frequency	Percent	Valid Percent	Cumulative Percent
Valid	1 A lot worse	599	39.7	44.4	44.4
	2 A little worse	435	28.9	32.3	76.7
	3 Neither better nor worse	146	9.7	10.8	87.5
	4 A little better	134	8.9	10.0	97.4
	5 A lot better	34	2.3	2.6	100.0
	Total	1349	89.5	100.0	
Missing	6 Don't know/Prefer not to answer	102	6.8		
	System	57	3.8		
	Total	159	10.5		
Total		1507	100.0		

E4b How do you think future growth and development will affect each of the following areas in Albemarle County? - Schools or community services					
		Frequency	Percent	Valid Percent	Cumulative Percent
Valid	1 A lot worse	290	19.2	23.7	23.7
	2 A little worse	432	28.6	35.3	59.0
	3 Neither better nor worse	262	17.4	21.4	80.5
	4 A little better	192	12.8	15.7	96.2
	5 A lot better	46	3.1	3.8	100.0
	Total	1222	81.1	100.0	
Missing	6 Don't know/Prefer not to answer	213	14.2		
	System	72	4.8		
	Total	285	18.9		
Total		1507	100.0		

E4c How do you think future growth and development will affect each of the following areas in Albemarle County? - Ease of getting around by car					
		Frequency	Percent	Valid Percent	Cumulative Percent
Valid	1 A lot worse	636	42.2	44.8	44.8
	2 A little worse	517	34.3	36.4	81.2
	3 Neither better nor worse	161	10.7	11.4	92.6
	4 A little better	78	5.2	5.5	98.1
	5 A lot better	26	1.8	1.9	100.0
	Total	1419	94.1	100.0	
Missing	6 Don't know/Prefer not to answer	40	2.6		
	System	48	3.2		
	Total	88	5.9		
Total		1507	100.0		

E4d How do you think future growth and development will affect each of the following areas in Albemarle County? - Parking					
		Frequency	Percent	Valid Percent	Cumulative Percent
Valid	1 A lot worse	577	38.3	41.9	41.9
	2 A little worse	500	33.1	36.3	78.3
	3 Neither better nor worse	230	15.3	16.7	95.0
	4 A little better	51	3.4	3.7	98.7
	5 A lot better	18	1.2	1.3	100.0
	Total	1375	91.2	100.0	
Missing	6 Don't know/Prefer not to answer	76	5.0		
	System	56	3.7		
	Total	132	8.8		
Total		1507	100.0		

E4e How do you think future growth and development will affect each of the following areas in Albemarle County? - Job availability					
		Frequency	Percent	Valid Percent	Cumulative Percent
Valid	1 A lot worse	95	6.3	7.8	7.8
	2 A little worse	172	11.4	14.1	21.9
	3 Neither better nor worse	348	23.1	28.5	50.4
	4 A little better	477	31.7	39.1	89.5
	5 A lot better	128	8.5	10.5	100.0
	Total	1221	81.0	100.0	
Missing	6 Don't know/Prefer not to answer	220	14.6		
	System	67	4.4		
	Total	287	19.0		
Total		1507	100.0		

E4f How do you think future growth and development will affect each of the following areas in Albemarle County? - Rural character/beauty					
		Frequency	Percent	Valid Percent	Cumulative Percent
Valid	1 A lot worse	487	32.3	34.9	34.9
	2 A little worse	467	31.0	33.5	68.4
	3 Neither better nor worse	311	20.6	22.3	90.7
	4 A little better	91	6.0	6.5	97.2
	5 A lot better	39	2.6	2.8	100.0
	Total	1394	92.5	100.0	
Missing	6 Don't know/Prefer not to answer	59	3.9		
	System	54	3.6		
	Total	113	7.5		
Total		1507	100.0		

E4g How do you think future growth and development will affect each of the following areas in Albemarle County? - Safety					
		Frequency	Percent	Valid Percent	Cumulative Percent
Valid	1 A lot worse	185	12.3	13.9	13.9
	2 A little worse	432	28.6	32.3	46.1
	3 Neither better nor worse	557	37.0	41.7	87.8
	4 A little better	125	8.3	9.3	97.1
	5 A lot better	38	2.5	2.9	100.0
	Total	1337	88.7	100.0	
Missing	6 Don't know/Prefer not to answer	103	6.8		
	System	68	4.5		
	Total	170	11.3		
Total		1507	100.0		

E4h How do you think future growth and development will affect each of the following areas in Albemarle County? - Overall quality of living					
		Frequency	Percent	Valid Percent	Cumulative Percent
Valid	1 A lot worse	200	13.3	14.4	14.4
	2 A little worse	490	32.5	35.2	49.6
	3 Neither better nor worse	427	28.3	30.7	80.2
	4 A little better	212	14.1	15.2	95.5
	5 A lot better	63	4.2	4.5	100.0
	Total	1393	92.4	100.0	
Missing	6 Don't know/Prefer not to answer	60	4.0		
	System	54	3.6		
	Total	114	7.6		
Total		1507	100.0		

E4i How do you think future growth and development will affect each of the following areas in Albemarle County? - Something else (please specify):					
		Frequency	Percent	Valid Percent	Cumulative Percent
Valid	1 A lot worse	82	5.4	65.4	65.4
	2 A little worse	17	1.1	13.8	79.2
	3 Neither better nor worse	12	0.8	9.3	88.5
	4 A little better	5	0.3	3.8	92.3
	5 A lot better	10	0.6	7.7	100.0
	Total	125	8.3	100.0	
Missing	6 Don't know/Prefer not to answer	135	8.9		
	System	1247	82.7		
	Total	1382	91.7		
Total		1507	100.0		

E5a For each item below, please tell us whether you agree or disagree with the statement - Residential development of the land in the County is happening too quickly					
		Frequency	Percent	Valid Percent	Cumulative Percent
Valid	1 Strongly agree	588	39.0	43.2	43.2
	2 Somewhat agree	512	33.9	37.6	80.8
	3 Somewhat disagree	192	12.8	14.1	95.0
	4 Strongly disagree	68	4.5	5.0	100.0
	Total	1360	90.2	100.0	
Missing	5 Don't know/Prefer not to answer	105	7.0		
	System	42	2.8		
	Total	147	9.8		
Total		1507	100.0		

E5b For each item below, please tell us whether you agree or disagree with the statement - Commercial development of the land in the County is happening too quickly					
		Frequency	Percent	Valid Percent	Cumulative Percent
Valid	1 Strongly agree	374	24.8	29.1	29.1
	2 Somewhat agree	483	32.0	37.6	66.7
	3 Somewhat disagree	346	23.0	27.0	93.7
	4 Strongly disagree	81	5.4	6.3	100.0
	Total	1283	85.1	100.0	
Missing	5 Don't know/Prefer not to answer	182	12.1		
	System	42	2.8		
	Total	224	14.9		
Total		1507	100.0		

E5c For each item below, please tell us whether you agree or disagree with the statement - It is more important to preserve farmland in the County than it is to have more development					
		Frequency	Percent	Valid Percent	Cumulative Percent
Valid	1 Strongly agree	578	38.4	42.4	42.4
	2 Somewhat agree	475	31.5	34.8	77.3
	3 Somewhat disagree	238	15.8	17.5	94.7
	4 Strongly disagree	72	4.8	5.3	100.0
	Total	1363	90.4	100.0	
Missing	5 Don't know/Prefer not to answer	107	7.1		
	System	38	2.5		
	Total	145	9.6		
Total		1507	100.0		

E5d For each item below, please tell us whether you agree or disagree with the statement - It is important to have less development in the County even if it means you may pay more in taxes					
		Frequency	Percent	Valid Percent	Cumulative Percent
Valid	1 Strongly agree	227	15.0	17.3	17.3
	2 Somewhat agree	484	32.1	36.9	54.1
	3 Somewhat disagree	396	26.3	30.2	84.3
	4 Strongly disagree	206	13.7	15.7	100.0
	Total	1314	87.1	100.0	
Missing	5 Don't know/Prefer not to answer	140	9.3		
	System	54	3.6		
	Total	194	12.9		
Total		1507	100.0		

E5e For each item below, please tell us whether you agree or disagree with the statement - It is better to have more homes on smaller lots and set aside areas for open space in order to permanently preserve land and maintain the character of the community					
		Frequency	Percent	Valid Percent	Cumulative Percent
Valid	1 Strongly agree	373	24.7	27.8	27.8
	2 Somewhat agree	519	34.4	38.7	66.5
	3 Somewhat disagree	299	19.8	22.3	88.7
	4 Strongly disagree	151	10.0	11.3	100.0
	Total	1342	89.0	100.0	
Missing	5 Don't know/Prefer not to answer	115	7.6		
	System	51	3.4		
	Total	165	11.0		
Total		1507	100.0		

E5f For each item below, please tell us whether you agree or disagree with the statement - It is better to have neighborhoods in which there is a mix of low-, middle-, and high-income housing options					
		Frequency	Percent	Valid Percent	Cumulative Percent
Valid	1 Strongly agree	420	27.9	31.2	31.2
	2 Somewhat agree	527	35.0	39.1	70.3
	3 Somewhat disagree	255	16.9	18.9	89.2
	4 Strongly disagree	145	9.6	10.8	100.0
	Total	1347	89.4	100.0	
Missing	5 Don't know/Prefer not to answer	118	7.8		
	System	42	2.8		
	Total	160	10.6		
Total		1507	100.0		

E5g For each item below, please tell us whether you agree or disagree with the statement - It is better to have neighborhoods in which there is a mix of housing options and small-scale retail and office development					
		Frequency	Percent	Valid Percent	Cumulative Percent
Valid	1 Strongly agree	319	21.2	23.8	23.8
	2 Somewhat agree	648	43.0	48.4	72.3
	3 Somewhat disagree	256	17.0	19.1	91.4
	4 Strongly disagree	115	7.6	8.6	100.0
	Total	1338	88.8	100.0	
Missing	5 Don't know/Prefer not to answer	122	8.1		
	System	47	3.1		
	Total	169	11.2		
Total		1507	100.0		

F1a Thinking about transportation in Albemarle County, please tell us whether you have concerns about - Traffic congestion					
		Frequency	Percent	Valid Percent	Cumulative Percent
Valid	1 Very concerned	649	43.0	44.3	44.3
	2 Concerned	424	28.1	29.0	73.3
	3 Somewhat concerned	208	13.8	14.2	87.5
	4 Slightly concerned	114	7.6	7.8	95.3
	5 Not at all concerned	69	4.6	4.7	100.0
	Total	1463	97.1	100.0	
Missing	6 Prefer not to answer	8	0.5		
	System	36	2.4		
	Total	44	2.9		
Total		1507	100.0		

F1b Thinking about transportation in Albemarle County, please tell us whether you have concerns about - Road quality					
		Frequency	Percent	Valid Percent	Cumulative Percent
Valid	1 Very concerned	346	23.0	23.9	23.9
	2 Concerned	403	26.7	27.8	51.6
	3 Somewhat concerned	291	19.3	20.1	71.7
	4 Slightly concerned	187	12.4	12.9	84.5
	5 Not at all concerned	225	14.9	15.5	100.0
	Total	1452	96.3	100.0	
Missing	6 Prefer not to answer	14	0.9		
	System	42	2.8		
	Total	56	3.7		
Total		1507	100.0		

F1c Thinking about transportation in Albemarle County, please tell us whether you have concerns about - Safety related to bicycling					
		Frequency	Percent	Valid Percent	Cumulative Percent
Valid	1 Very concerned	418	27.8	30.9	30.9
	2 Concerned	310	20.6	22.9	53.9
	3 Somewhat concerned	256	17.0	18.9	72.8
	4 Slightly concerned	186	12.3	13.7	86.5
	5 Not at all concerned	182	12.1	13.5	100.0
	Total	1352	89.7	100.0	
Missing	6 Prefer not to answer	107	7.1		
	System	48	3.2		
	Total	155	10.3		
Total		1507	100.0		

F1d Thinking about transportation in Albemarle County, please tell us whether you have concerns about - Pedestrian safety					
		Frequency	Percent	Valid Percent	Cumulative Percent
Valid	1 Very concerned	369	24.5	25.9	25.9
	2 Concerned	388	25.8	27.3	53.2
	3 Somewhat concerned	281	18.7	19.8	73.0
	4 Slightly concerned	230	15.3	16.2	89.1
	5 Not at all concerned	155	10.3	10.9	100.0
	Total	1423	94.4	100.0	
Missing	6 Prefer not to answer	40	2.6		
	System	45	3.0		
	Total	84	5.6		
Total		1507	100.0		

F1e Thinking about transportation in Albemarle County, please tell us whether you have concerns about - Residential parking					
		Frequency	Percent	Valid Percent	Cumulative Percent
Valid	1 Very concerned	195	12.9	14.0	14.0
	2 Concerned	260	17.2	18.7	32.7
	3 Somewhat concerned	252	16.7	18.1	50.9
	4 Slightly concerned	218	14.5	15.7	66.5
	5 Not at all concerned	465	30.8	33.5	100.0
	Total	1390	92.2	100.0	
Missing	6 Prefer not to answer	67	4.5		
	System	50	3.3		
	Total	118	7.8		
Total		1507	100.0		

F1f Thinking about transportation in Albemarle County, please tell us whether you have concerns about - Commercial/retail parking					
		Frequency	Percent	Valid Percent	Cumulative Percent
Valid	1 Very concerned	187	12.4	13.2	13.2
	2 Concerned	271	17.9	19.0	32.2
	3 Somewhat concerned	275	18.2	19.3	51.6
	4 Slightly concerned	235	15.6	16.6	68.1
	5 Not at all concerned	453	30.0	31.9	100.0
	Total	1421	94.2	100.0	
Missing	6 Prefer not to answer	39	2.6		
	System	47	3.1		
	Total	87	5.8		
Total		1507	100.0		

F2a How important is it for Albemarle County to allocate tax dollars to - Parks and recreation facilities, programs, and services					
		Frequency	Percent	Valid Percent	Cumulative Percent
Valid	1 Very important	488	32.4	34.4	34.4
	2 Important	541	35.9	38.1	72.4
	3 Somewhat important	280	18.5	19.7	92.1
	4 Slightly important	90	6.0	6.4	98.5
	5 Not at all important	22	1.5	1.5	100.0
	Total	1420	94.2	100.0	
Missing	6 Don't know/Prefer not to answer	36	2.4		
	System	51	3.4		
	Total	87	5.8		
Total		1507	100.0		

F2b How important is it for Albemarle County to allocate tax dollars to - Improvements to roads, bike/pedestrian paths, and public transit					
		Frequency	Percent	Valid Percent	Cumulative Percent
Valid	1 Very important	622	41.3	43.3	43.3
	2 Important	518	34.4	36.1	79.4
	3 Somewhat important	206	13.7	14.3	93.7
	4 Slightly important	67	4.5	4.7	98.4
	5 Not at all important	23	1.5	1.6	100.0
	Total	1437	95.3	100.0	
Missing	6 Don't know/Prefer not to answer	21	1.4		
	System	50	3.3		
	Total	71	4.7		
Total		1507	100.0		

F2c How important is it for Albemarle County to allocate tax dollars to - Improvement/Expansion of school facilities					
		Frequency	Percent	Valid Percent	Cumulative Percent
Valid	1 Very important	550	36.5	41.0	41.0
	2 Important	466	30.9	34.8	75.8
	3 Somewhat important	209	13.8	15.6	91.4
	4 Slightly important	77	5.1	5.8	97.1
	5 Not at all important	38	2.5	2.9	100.0
	Total	1341	88.9	100.0	
Missing	6 Don't know/Prefer not to answer	117	7.8		
	System	49	3.3		
	Total	167	11.1		
Total		1507	100.0		

F2d How important is it for Albemarle County to allocate tax dollars to - Improvement/Expansion of other public buildings and facilities					
		Frequency	Percent	Valid Percent	Cumulative Percent
Valid	1 Very important	112	7.4	8.5	8.5
	2 Important	329	21.8	24.9	33.4
	3 Somewhat important	496	32.9	37.6	71.0
	4 Slightly important	249	16.5	18.9	89.9
	5 Not at all important	133	8.8	10.1	100.0
	Total	1319	87.5	100.0	
Missing	6 Don't know/Prefer not to answer	125	8.3		
	System	63	4.2		
	Total	188	12.5		
Total		1507	100.0		

F2e How important is it for Albemarle County to allocate tax dollars to - Improvements to rural broadband access					
		Frequency	Percent	Valid Percent	Cumulative Percent
Valid	1 Very important	470	31.2	34.7	34.7
	2 Important	369	24.5	27.3	62.0
	3 Somewhat important	278	18.4	20.5	82.5
	4 Slightly important	154	10.2	11.4	93.9
	5 Not at all important	83	5.5	6.1	100.0
	Total	1354	89.8	100.0	
Missing	6 Don't know/Prefer not to answer	95	6.3		
	System	59	3.9		
	Total	153	10.2		
Total		1507	100.0		

F2f How important is it for Albemarle County to allocate tax dollars to - Ensuring there is affordable housing in the county					
		Frequency	Percent	Valid Percent	Cumulative Percent
Valid	1 Very important	645	42.8	45.1	45.1
	2 Important	364	24.2	25.5	70.6
	3 Somewhat important	213	14.1	14.9	85.5
	4 Slightly important	133	8.8	9.3	94.8
	5 Not at all important	75	5.0	5.2	100.0
	Total	1429	94.8	100.0	
Missing	6 Don't know/Prefer not to answer	27	1.8		
	System	51	3.4		
	Total	78	5.2		
Total		1507	100.0		

F2g How important is it for Albemarle County to allocate tax dollars to - Protection and management of land to support native plants/wildlife					
		Frequency	Percent	Valid Percent	Cumulative Percent
Valid	1 Very important	668	44.3	46.3	46.3
	2 Important	412	27.3	28.5	74.8
	3 Somewhat important	202	13.4	14.0	88.8
	4 Slightly important	117	7.8	8.1	96.9
	5 Not at all important	45	3.0	3.1	100.0
	Total	1444	95.8	100.0	
Missing	6 Don't know/Prefer not to answer	22	1.5		
	System	41	2.7		
	Total	63	4.2		
Total		1507	100.0		

F2h How important is it for Albemarle County to allocate tax dollars to - Other (please specify)					
		Frequency	Percent	Valid Percent	Cumulative Percent
Valid	1 Very important	76	5.1	79.8	79.8
	2 Important	10	0.7	10.3	90.1
	3 Somewhat important	6	0.4	5.9	96.0
	4 Slightly important	1	0.0	0.7	96.7
	5 Not at all important	3	0.2	3.3	100.0
	Total	96	6.3	100.0	
Missing	6 Don't know/Prefer not to answer	61	4.1		
	System	1351	89.6		
	Total	1412	93.7		
Total		1507	100.0		

F4a How important do you consider - Having an energy-efficient home					
		Frequency	Percent	Valid Percent	Cumulative Percent
Valid	1 Very important	677	44.9	46.4	46.4
	2 Important	556	36.9	38.2	84.6
	3 Somewhat important	170	11.3	11.7	96.3
	4 Slightly important	35	2.3	2.4	98.7
	5 Not at all important	19	1.3	1.3	100.0
	Total	1457	96.7	100.0	
Missing	6 Not applicable/Prefer not to answer	14	1.0		
	System	36	2.4		
	Total	50	3.3		
Total		1507	100.0		

F4b How important do you consider - Living close to work in order to save energy					
		Frequency	Percent	Valid Percent	Cumulative Percent
Valid	1 Very important	314	20.8	23.8	23.8
	2 Important	492	32.7	37.4	61.2
	3 Somewhat important	306	20.3	23.2	84.4
	4 Slightly important	124	8.2	9.4	93.8
	5 Not at all important	82	5.4	6.2	100.0
	Total	1318	87.4	100.0	
Missing	6 Not applicable/ Prefer not to answer	140	9.3		
	System	49	3.3		
	Total	190	12.6		
Total		1507	100.0		

F4c How important do you consider - Protecting the native plants and animals in Albemarle County					
		Frequency	Percent	Valid Percent	Cumulative Percent
Valid	1 Very important	630	41.8	43.1	43.1
	2 Important	451	29.9	30.9	74.0
	3 Somewhat important	220	14.6	15.1	89.1
	4 Slightly important	122	8.1	8.3	97.4
	5 Not at all important	38	2.5	2.6	100.0
	Total	1460	96.8	100.0	
Missing	6 Not applicable/ Prefer not to answer	10	0.7		
	System	37	2.5		
	Total	48	3.2		
Total		1507	100.0		

F4d How important do you consider - Albemarle County supporting and investing in recycling programs					
		Frequency	Percent	Valid Percent	Cumulative Percent
Valid	1 Very important	684	45.3	47.0	47.0
	2 Important	459	30.5	31.6	78.6
	3 Somewhat important	214	14.2	14.7	93.3
	4 Slightly important	68	4.5	4.7	98.0
	5 Not at all important	29	1.9	2.0	100.0
	Total	1455	96.5	100.0	
Missing	6 Not applicable/ Prefer not to answer	16	1.1		
	System	36	2.4		
	Total	53	3.5		
Total		1507	100.0		

F4e How important do you consider - Albemarle County taking steps to address climate change					
		Frequency	Percent	Valid Percent	Cumulative Percent
Valid	1 Very important	694	46.0	48.3	48.3
	2 Important	289	19.2	20.1	68.4
	3 Somewhat important	177	11.7	12.3	80.7
	4 Slightly important	100	6.6	6.9	87.6
	5 Not at all important	178	11.8	12.4	100.0
Total		1437	95.3	100.0	
Missing	6 Not applicable/ Prefer not to answer	34	2.2		
	System	37	2.5		
	Total	71	4.7		
Total		1507	100.0		

F5 Are you aware of the VIP gold card for Albemarle residents aged 60 years and older that provides discounts to events?					
		Frequency	Percent	Valid Percent	Cumulative Percent
Valid	1 Yes, I have one	40	2.7	2.7	2.7
	2 Yes, I have heard of it but don't have one	118	7.8	8.0	10.7
	3 No, never heard of it	1317	87.4	89.3	100.0
	Total	1475	97.8	100.0	
Missing	System	33	2.2		
Total		1507	100.0		

F6 In the last two years, have you had any interactions with Albemarle County Police officers?					
		Frequency	Percent	Valid Percent	Cumulative Percent
Valid	1 Yes	549	36.4	37.8	37.8
	2 No	903	59.9	62.2	100.0
	Total	1453	96.4	100.0	
Missing	3 Not sure	7	0.4		
	System	48	3.2		
	Total	55	3.6		
Total		1507	100.0		

Interactions Frequencies				
		Responses		Percent of Cases
		N	Percent	
Interactions Types of police interactions in last 2 years ^a	F6a_Community Police interaction: Community event	164	17.9%	30.1%
	F6a_TrafficStop Police interaction: Traffic stop/pulled over	144	15.7%	26.4%
	F6a_Trafficaccident Police interaction: Traffic accident	115	12.5%	21.1%
	F6a_AttaPublicSchool Police interaction: At a public school/other public institution	76	8.3%	13.9%
	F6a_Arrest Police interaction: Arrest	4	0.4%	0.7%
	F6a_CalledPoliceforassistance Police interaction: Called police for assistance or protection	140	15.3%	25.7%
	F6a_Calledpolicetoreportcrime Police interaction: Called police to report a crime or problem	147	16.1%	27.1%
	F6a_Onlinereporting Police interaction: Online reporting	5	0.6%	0.9%
	F6a_Other Police interaction: Other (please specify)	121	13.2%	22.2%
Total		915	100.0%	168.2%
a. Dichotomy group tabulated at value 1.				

F6b How would you rate the overall quality of your interaction(s) with the police officer(s)?					
		Frequency	Percent	Valid Percent	Cumulative Percent
Valid	1 Very good	335	22.2	60.3	60.3
	2 Good	109	7.2	19.6	79.9
	3 Acceptable	46	3.1	8.3	88.2
	4 Poor	22	1.5	4.0	92.2
	5 Very poor	25	1.6	4.5	96.7
	6 I had multiple interactions and they differed in their quality	18	1.2	3.3	100.0
	Total	556	36.9	100.0	
Missing	System	952	63.1		
Total		1507	100.0		

G1 Do you have working smoke detectors in your home?					
		Frequency	Percent	Valid Percent	Cumulative Percent
Valid	1 Yes	1134	75.2	98.3	98.3
	2 No	20	1.3	1.7	100.0
	Total	1154	76.6	100.0	
Missing	3 Not sure	14	1.0		
	System	339	22.5		
	Total	353	23.4		
Total		1507	100.0		

G1a How often do you or someone else in your home test the smoke detectors?					
		Frequency	Percent	Valid Percent	Cumulative Percent
Valid	1 A few times a month	19	1.2	1.8	1.8
	2 Monthly	97	6.4	9.3	11.1
	3 A few times a year	425	28.2	40.8	51.9
	4 Annually	405	26.9	38.9	90.8
	5 We haven't tested them	96	6.4	9.2	100.0
	Total	1042	69.1	100.0	
Missing	6 Not sure	63	4.2		
	System	403	26.7		
	Total	466	30.9		
Total		1507	100.0		

G3a How safe or unsafe do you feel - At home in the daytime					
		Frequency	Percent	Valid Percent	Cumulative Percent
Valid	1 Very safe	1019	67.6	87.6	87.6
	2 Somewhat safe	134	8.9	11.5	99.1
	3 Somewhat unsafe	7	0.5	0.6	99.7
	4 Very unsafe	4	0.2	0.3	100.0
	Total	1164	77.2	100.0	
Missing	5 Don't know/ Prefer not to answer	5	0.3		
	System	339	22.5		
	Total	344	22.8		
Total		1507	100.0		

G3b How safe or unsafe do you feel - At home at night					
		Frequency	Percent	Valid Percent	Cumulative Percent
Valid	1 Very safe	793	52.6	68.3	68.3
	2 Somewhat safe	344	22.8	29.6	98.0
	3 Somewhat unsafe	18	1.2	1.5	99.5
	4 Very unsafe	6	0.4	0.5	100.0
	Total	1161	77.0	100.0	
Missing	5 Don't know/ Prefer not to answer	4	0.3		
	System	342	22.7		
	Total	346	23.0		
Total		1507	100.0		

G3c How safe or unsafe do you feel - In commercial areas in the daytime					
		Frequency	Percent	Valid Percent	Cumulative Percent
Valid	1 Very safe	739	49.0	64.3	64.3
	2 Somewhat safe	378	25.1	32.9	97.2
	3 Somewhat unsafe	28	1.8	2.4	99.6
	4 Very unsafe	4	0.3	0.4	100.0
	Total	1149	76.2	100.0	
Missing	5 Don't know/ Prefer not to answer	11	0.8		
	System	347	23.0		
	Total	358	23.8		
Total		1507	100.0		

G3d How safe or unsafe do you feel - In commercial areas at night					
		Frequency	Percent	Valid Percent	Cumulative Percent
Valid	1 Very safe	258	17.1	23.1	23.1
	2 Somewhat safe	588	39.0	52.8	76.0
	3 Somewhat unsafe	231	15.3	20.8	96.7
	4 Very unsafe	37	2.4	3.3	100.0
	Total	1113	73.9	100.0	
Missing	5 Don't know/ Prefer not to answer	45	3.0		
	System	349	23.1		
	Total	394	26.1		
Total		1507	100.0		

G3e How safe or unsafe do you feel - Walking/biking trails in the daytime					
		Frequency	Percent	Valid Percent	Cumulative Percent
Valid	1 Very safe	473	31.4	48.4	48.4
	2 Somewhat safe	422	28.0	43.1	91.6
	3 Somewhat unsafe	65	4.3	6.6	98.2
	4 Very unsafe	17	1.1	1.8	100.0
	Total	977	64.8	100.0	
Missing	5 Don't know/ Prefer not to answer	177	11.7		
	System	353	23.4		
	Total	530	35.2		
Total		1507	100.0		

G3f How safe or unsafe do you feel - Walking/biking trails at night					
		Frequency	Percent	Valid Percent	Cumulative Percent
Valid	1 Very safe	75	5.0	9.3	9.3
	2 Somewhat safe	243	16.2	30.2	39.5
	3 Somewhat unsafe	267	17.7	33.2	72.7
	4 Very unsafe	220	14.6	27.3	100.0
	Total	806	53.5	100.0	
Missing	5 Don't know/ Prefer not to answer	337	22.4		
	System	364	24.2		
	Total	702	46.5		
Total		1507	100.0		

G5 Do you currently have children (18 years and younger) living in the home?					
		Frequency	Percent	Valid Percent	Cumulative Percent
Valid	1 Yes	276	18.3	23.0	23.0
	2 No	921	61.1	76.9	99.9
	3 Other	1	0.1	0.1	100.0
	Total	1197	79.4	100.0	
Missing	System	310	20.6		
Total		1507	100.0		

G5a Do any of your children in the home attend Albemarle public schools?					
		Frequency	Percent	Valid Percent	Cumulative Percent
Valid	1 Yes	188	12.5	68.4	68.4
	2 No	87	5.8	31.6	100.0
	Total	275	18.3	100.0	
Missing	System	1232	81.7		
Total		1507	100.0		

G5b Thinking of your children who attend Albemarle public schools, how safe do you feel your kids are while they are at school during the day?					
		Frequency	Percent	Valid Percent	Cumulative Percent
Valid	1 Very safe	93	6.2	50.1	50.1
	2 Somewhat safe	76	5.0	40.8	90.9
	3 Somewhat unsafe	13	0.9	7.2	98.1
	4 Very unsafe	4	0.2	1.9	100.0
	Total	186	12.3	100.0	
Missing	5 Not sure	2	0.1		
	System	1320	87.6		
	Total	1322	87.7		
Total		1507	100.0		

H1 On a scale of 1 to 10, how welcome do you feel in Albemarle County?					
		Frequency	Percent	Valid Percent	Cumulative Percent
Valid	1 1 (Not at all welcome)	5	0.4	0.4	0.4
	2 2	11	0.7	0.7	1.1
	3 3	21	1.4	1.4	2.5
	4 4	14	1.0	1.0	3.5
	5 5	63	4.2	4.3	7.8
	6 6	56	3.7	3.8	11.5
	7 7	141	9.3	9.5	21.0
	8 8	323	21.5	21.9	42.9
	9 9	327	21.7	22.1	65.0
	10 10 (Very welcome)	518	34.3	35.0	100.0
	Total	1479	98.1	100.0	
Missing	System	28	1.9		
Total		1507	100.0		

H2 On a scale of 1 to 10, how would you rate your sense of belonging in Albemarle County?					
		Frequency	Percent	Valid Percent	Cumulative Percent
Valid	1 1 (No sense of belonging)	12	0.8	0.8	0.8
	2 2	18	1.2	1.2	2.0
	3 3	28	1.9	1.9	4.0
	4 4	29	1.9	2.0	5.9
	5 5	102	6.8	6.9	12.8
	6 6	85	5.6	5.7	18.6
	7 7	181	12.0	12.2	30.8
	8 8	326	21.7	22.1	52.9
	9 9	308	20.4	20.8	73.7
	10 10 (Very strong sense of belonging)	388	25.8	26.3	100.0
Total		1478	98.1	100.0	
Missing	System	29	1.9		
Total		1507	100.0		

H3 On a scale of 1 to 10, how would you rate your sense of belonging in the neighborhood/area where you live?					
		Frequency	Percent	Valid Percent	Cumulative Percent
Valid	1 1 (No sense of belonging)	19	1.3	1.3	1.3
	2 2	11	0.7	0.7	2.1
	3 3	33	2.2	2.3	4.3
	4 4	39	2.6	2.7	7.0
	5 5	75	5.0	5.1	12.1
	6 6	93	6.2	6.3	18.4
	7 7	129	8.5	8.7	27.1
	8 8	258	17.1	17.5	44.5
	9 9	314	20.8	21.2	65.8
	10 10 (Very strong sense of belonging)	506	33.6	34.2	100.0
Total		1478	98.1	100.0	
Missing	System	29	1.9		
Total		1507	100.0		

H4 How satisfied are you with the extent to which you have opportunities to voice your concerns as a county resident?					
		Frequency	Percent	Valid Percent	Cumulative Percent
Valid	1 Very satisfied	213	14.1	17.2	17.2
	2 Satisfied	470	31.2	37.9	55.1
	3 Somewhat satisfied	299	19.9	24.2	79.2
	4 Slightly satisfied	135	9.0	10.9	90.1
	5 Not at all satisfied	122	8.1	9.9	100.0
	Total	1239	82.2	100.0	
Missing	6 Not sure	238	15.8		
	System	31	2.1		
	Total	269	17.8		
Total		1507	100.0		

H5 How satisfied are you with the amount of diversity in Albemarle County government agencies?					
		Frequency	Percent	Valid Percent	Cumulative Percent
Valid	1 Very satisfied	132	8.7	14.6	14.6
	2 Satisfied	322	21.3	35.7	50.4
	3 Somewhat satisfied	223	14.8	24.8	75.2
	4 Slightly satisfied	124	8.2	13.8	89.0
	5 Not at all satisfied	99	6.6	11.0	100.0
	Total	900	59.7	100.0	
Missing	6 Not sure	546	36.2		
	System	61	4.0		
	Total	607	40.3		
Total		1507	100.0		

H6 How satisfied are you with the level of communication from Albemarle County government?					
		Frequency	Percent	Valid Percent	Cumulative Percent
Valid	1 Very satisfied	65	4.3	5.5	5.5
	2 Satisfied	400	26.5	33.6	39.1
	3 Somewhat satisfied	363	24.1	30.5	69.5
	4 Slightly satisfied	208	13.8	17.5	87.0
	5 Not at all satisfied	155	10.3	13.0	100.0
	Total	1192	79.1	100.0	
Missing	6 Not sure	270	17.9		
	System	46	3.0		
	Total	315	20.9		
Total		1507	100.0		

H7 How important is it to you to live in a diverse and multicultural community?					
		Frequency	Percent	Valid Percent	Cumulative Percent
Valid	1 Very important	363	24.1	25.8	25.8
	2 Important	472	31.3	33.5	59.2
	3 Somewhat important	264	17.5	18.7	78.0
	4 Slightly important	143	9.5	10.2	88.1
	5 Not at all important	167	11.1	11.9	100.0
	Total	1409	93.5	100.0	
Missing	6 Not sure	52	3.4		
	System	46	3.1		
	Total	98	6.5		
Total		1507	100.0		

H8 How important do you think it is for people who work in Albemarle County to be able to live in Albemarle County?					
		Frequency	Percent	Valid Percent	Cumulative Percent
Valid	1 Very important	638	42.3	44.6	44.6
	2 Important	448	29.7	31.3	75.9
	3 Somewhat important	214	14.2	15.0	90.8
	4 Slightly important	65	4.3	4.5	95.4
	5 Not at all important	66	4.4	4.6	100.0
	Total	1431	94.9	100.0	
Missing	6 Not sure	33	2.2		
	System	44	2.9		
	Total	76	5.1		
Total		1507	100.0		

H9 How important do you think it is for there to be affordable housing options in all parts of the County?					
		Frequency	Percent	Valid Percent	Cumulative Percent
Valid	1 Very important	671	44.5	46.7	46.7
	2 Important	371	24.6	25.8	72.5
	3 Somewhat important	201	13.3	14.0	86.5
	4 Slightly important	91	6.0	6.3	92.8
	5 Not at all important	103	6.8	7.2	100.0
	Total	1437	95.3	100.0	
Missing	6 Not sure	31	2.1		
	System	39	2.6		
	Total	70	4.7		
Total		1507	100.0		

H10 Generally, how often can you trust your local government to do what is right?					
		Frequency	Percent	Valid Percent	Cumulative Percent
Valid	1 All the time	24	1.6	1.9	1.9
	2 Most of the time	538	35.7	42.2	44.1
	3 Some of the time	500	33.2	39.2	83.3
	4 Seldom	172	11.4	13.5	96.9
	5 Never	40	2.7	3.1	100.0
	Total	1274	84.5	100.0	
Missing	6 Not sure	194	12.9		
	System	39	2.6		
	Total	233	15.5		
Total		1507	100.0		

H11 How satisfied are you with the transparency and honesty of Albemarle County government?					
		Frequency	Percent	Valid Percent	Cumulative Percent
Valid	1 Very satisfied	62	4.1	5.9	5.9
	2 Satisfied	358	23.7	34.1	40.0
	3 Somewhat satisfied	405	26.9	38.6	78.5
	4 Somewhat unsatisfied	140	9.3	13.3	91.8
	5 Very unsatisfied	86	5.7	8.2	100.0
	Total	1051	69.7	100.0	
Missing	6 Not sure/Don't know	413	27.4		
	System	44	2.9		
	Total	457	30.3		
Total		1507	100.0		

I1 Are you registered to vote in Albemarle County?					
		Frequency	Percent	Valid Percent	Cumulative Percent
Valid	1 Yes	1360	90.2	92.4	92.4
	2 No	111	7.4	7.6	100.0
	Total	1471	97.6	100.0	
Missing	3 Not sure	8	0.6		
	System	28	1.8		
	Total	36	2.4		
Total		1507	100.0		

I2 Please rate your level of interest in community issues and local public affairs.					
		Frequency	Percent	Valid Percent	Cumulative Percent
Valid	1 Not at all interested	37	2.5	2.5	2.5
	2 Slightly interested	307	20.4	20.9	23.4
	3 Moderately interested	567	37.6	38.5	61.9
	4 Very interested	453	30.0	30.8	92.7
	5 Extremely interested	107	7.1	7.3	100.0
	Total	1471	97.6	100.0	
Missing	System	36	2.4		
Total		1507	100.0		

I3 Please rate your level of engagement in community issues and local public affairs.					
		Frequency	Percent	Valid Percent	Cumulative Percent
Valid	1 Not at all engaged	291	19.3	19.8	19.8
	2 Slightly engaged	551	36.5	37.4	57.1
	3 Moderately engaged	508	33.7	34.5	91.6
	4 Very engaged	101	6.7	6.8	98.5
	5 Extremely engaged	23	1.5	1.5	100.0
	Total	1474	97.8	100.0	
Missing	System	33	2.2		
Total		1507	100.0		

I4 Do you wish you were more engaged than you currently are in community issues and local public affairs?					
		Frequency	Percent	Valid Percent	Cumulative Percent
Valid	1 Yes	679	45.0	46.7	46.7
	2 No	774	51.3	53.3	100.0
	Total	1453	96.4	100.0	
Missing	System	55	3.6		
Total		1507	100.0		

I5 If you wanted to participate in community issues and local public affairs, do you think there is adequate opportunity for you to do so?					
		Frequency	Percent	Valid Percent	Cumulative Percent
Valid	1 Yes	702	46.6	49.2	49.2
	2 No	199	13.2	13.9	63.2
	3 Not sure	525	34.8	36.8	100.0
	Total	1426	94.6	100.0	
Missing	System	81	5.4		
Total		1507	100.0		

I6a To what extent might the following prevent you from attending an in-person Albemarle County meeting? - Time of day					
		Frequency	Percent	Valid Percent	Cumulative Percent
Valid	1 Definitely would prevent	404	26.8	32.3	32.3
	2 Might prevent	535	35.5	42.7	75.0
	3 Would not prevent	314	20.8	25.0	100.0
	Total	1253	83.1	100.0	
Missing	9 Don't know/Prefer not to answer	104	6.9		
	System	150	10.0		
	Total	254	16.9		
Total		1507	100.0		

I6b To what extent might the following prevent you from attending an in-person Albemarle County meeting? - Meeting location (too far)					
		Frequency	Percent	Valid Percent	Cumulative Percent
Valid	1 Definitely would prevent	207	13.7	16.7	16.7
	2 Might prevent	465	30.9	37.5	54.2
	3 Would not prevent	569	37.8	45.8	100.0
	Total	1241	82.4	100.0	
Missing	9 Don't know/Prefer not to answer	102	6.8		
	System	164	10.9		
	Total	266	17.6		
Total		1507	100.0		

I6c To what extent might the following prevent you from attending an in-person Albemarle County meeting? - Lack of transportation to meeting					
		Frequency	Percent	Valid Percent	Cumulative Percent
Valid	1 Definitely would prevent	109	7.2	8.9	8.9
	2 Might prevent	85	5.7	6.9	15.8
	3 Would not prevent	1035	68.6	84.2	100.0
	Total	1229	81.5	100.0	
Missing	9 Don't know/Prefer not to answer	110	7.3		
	System	169	11.2		
	Total	279	18.5		
Total		1507	100.0		

I6d To what extent might the following prevent you from attending an in-person Albemarle County meeting? - Duration of meetings (too long)					
		Frequency	Percent	Valid Percent	Cumulative Percent
Valid	1 Definitely would prevent	161	10.7	13.3	13.3
	2 Might prevent	606	40.2	50.0	63.3
	3 Would not prevent	444	29.5	36.7	100.0
	Total	1211	80.3	100.0	
Missing	9 Don't know/Prefer not to answer	133	8.8		
	System	164	10.9		
	Total	296	19.7		
Total		1507	100.0		

I6e To what extent might the following prevent you from attending an in-person Albemarle County meeting? - Format of meetings does not meet my needs					
		Frequency	Percent	Valid Percent	Cumulative Percent
Valid	1 Definitely would prevent	123	8.1	12.4	12.4
	2 Might prevent	400	26.6	40.4	52.8
	3 Would not prevent	467	31.0	47.2	100.0
	Total	990	65.7	100.0	
Missing	9 Don't know/Prefer not to answer	345	22.9		
	System	173	11.5		
	Total	517	34.3		
Total		1507	100.0		

I6f To what extent might the following prevent you from attending an in-person Albemarle County meeting? - Child/adult care responsibilities					
		Frequency	Percent	Valid Percent	Cumulative Percent
Valid	1 Definitely would prevent	102	6.8	9.9	9.9
	2 Might prevent	133	8.8	12.8	22.7
	3 Would not prevent	801	53.1	77.3	100.0
	Total	1036	68.7	100.0	
Missing	9 Don't know/Prefer not to answer	291	19.3		
	System	181	12.0		
	Total	472	31.3		
Total		1507	100.0		

I7a How much of a source is the following for obtaining information about the County government - Daily Progress					
		Frequency	Percent	Valid Percent	Cumulative Percent
Valid	1 Not a source	351	23.3	27.7	27.7
	2 Minor source	427	28.3	33.6	61.3
	3 Major source	491	32.6	38.7	100.0
	Total	1269	84.2	100.0	
Missing	9 Don't know/Prefer not to answer	154	10.2		
	System	84	5.6		
	Total	238	15.8		
Total		1507	100.0		

I7b How much of a source is the following for obtaining information about the County government - Charlottesville Tomorrow					
		Frequency	Percent	Valid Percent	Cumulative Percent
Valid	1 Not a source	584	38.8	61.1	61.1
	2 Minor source	247	16.4	25.8	86.8
	3 Major source	126	8.4	13.2	100.0
	Total	957	63.5	100.0	
Missing	9 Don't know/Prefer not to answer	421	27.9		
	System	129	8.6		
	Total	550	36.5		
Total		1507	100.0		

I7c How much of a source is the following for obtaining information about the County government - Cville Weekly					
		Frequency	Percent	Valid Percent	Cumulative Percent
Valid	1 Not a source	327	21.7	27.4	27.4
	2 Minor source	509	33.8	42.6	70.0
	3 Major source	358	23.8	30.0	100.0
	Total	1195	79.3	100.0	
Missing	9 Don't know/Prefer not to answer	203	13.5		
	System	110	7.3		
	Total	313	20.7		
Total		1507	100.0		

I7d How much of a source is the following for obtaining information about the County government - Other media outlets (radio, local television stations)					
		Frequency	Percent	Valid Percent	Cumulative Percent
Valid	1 Not a source	92	6.1	6.8	6.8
	2 Minor source	389	25.8	29.0	35.9
	3 Major source	859	57.0	64.1	100.0
	Total	1339	88.8	100.0	
Missing	9 Don't know/Prefer not to answer	83	5.5		
	System	85	5.7		
	Total	168	11.2		
Total		1507	100.0		

I7e How much of a source is the following for obtaining information about the County government - Social media (Facebook, Twitter)					
		Frequency	Percent	Valid Percent	Cumulative Percent
Valid	1 Not a source	547	36.3	46.3	46.3
	2 Minor source	352	23.3	29.8	76.1
	3 Major source	283	18.7	23.9	100.0
	Total	1181	78.3	100.0	
Missing	9 Don't know/Prefer not to answer	215	14.2		
	System	112	7.4		
	Total	327	21.7		
Total		1507	100.0		

I7f How much of a source is the following for obtaining information about the County government - County A-Mail (e-newsletter)					
		Frequency	Percent	Valid Percent	Cumulative Percent
Valid	1 Not a source	675	44.8	69.6	69.6
	2 Minor source	167	11.1	17.2	86.9
	3 Major source	127	8.4	13.1	100.0
	Total	969	64.3	100.0	
Missing	9 Don't know/Prefer not to answer	416	27.6		
	System	122	8.1		
	Total	538	35.7		
Total		1507	100.0		

I7g How much of a source is the following for obtaining information about the County government - County website					
		Frequency	Percent	Valid Percent	Cumulative Percent
Valid	1 Not a source	435	28.9	36.6	36.6
	2 Minor source	450	29.8	37.8	74.4
	3 Major source	305	20.2	25.6	100.0
	Total	1190	79.0	100.0	
Missing	9 Don't know/Prefer not to answer	199	13.2		
	System	118	7.8		
	Total	317	21.0		
Total		1507	100.0		

I7h How much of a source is the following for obtaining information about the County government - Public postings at local businesses, library, county offices					
		Frequency	Percent	Valid Percent	Cumulative Percent
Valid	1 Not a source	557	37.0	46.2	46.2
	2 Minor source	517	34.3	42.9	89.1
	3 Major source	131	8.7	10.9	100.0
	Total	1205	80.0	100.0	
Missing	9 Don't know/Prefer not to answer	192	12.7		
	System	110	7.3		
	Total	302	20.0		
Total		1507	100.0		

I7i How much of a source is the following for obtaining information about the County government - Word of mouth					
		Frequency	Percent	Valid Percent	Cumulative Percent
Valid	1 Not a source	215	14.3	16.6	16.6
	2 Minor source	679	45.1	52.4	69.0
	3 Major source	402	26.7	31.0	100.0
	Total	1297	86.1	100.0	
Missing	9 Don't know/Prefer not to answer	110	7.3		
	System	100	6.7		
	Total	210	13.9		
Total		1507	100.0		

agecat Age					
		Frequency	Percent	Valid Percent	Cumulative Percent
Valid	1 39 and younger	232	15.4	16.4	16.4
	2 40-49	176	11.7	12.4	28.8
	3 50-59	217	14.4	15.3	44.1
	4 60-69	350	23.2	24.7	68.8
	5 70 and older	442	29.3	31.2	100.0
	Total	1416	94.0	100.0	
Missing	0	91	6.0		
Total		1507	100.0		

J2 Do you have a smartphone?					
		Frequency	Percent	Valid Percent	Cumulative Percent
Valid	1 Yes	1277	84.7	88.1	88.1
	2 No	172	11.4	11.9	100.0
	Total	1449	96.1	100.0	
Missing	3 Not sure	13	0.8		
	System	45	3.0		
	Total	58	3.9		
Total		1507	100.0		

J3 Do you have Internet access at home?					
		Frequency	Percent	Valid Percent	Cumulative Percent
Valid	1 Yes	1359	90.2	94.5	94.5
	2 No	79	5.3	5.5	100.0
	Total	1438	95.4	100.0	
Missing	System	69	4.6		
Total		1507	100.0		

J3a How would you rate the quality of your home Internet access?					
		Frequency	Percent	Valid Percent	Cumulative Percent
Valid	1 Excellent	430	28.6	32.9	32.9
	2 Good	590	39.1	45.1	78.0
	3 Fair	204	13.6	15.6	93.6
	4 Poor	84	5.6	6.4	100.0
	Total	1309	86.8	100.0	
Missing	System	198	13.2		
Total		1507	100.0		

Internet Frequencies				
		Responses		Percent of Cases
		N	Percent	
Internet Where do you typically access the Internet? ^a	J4_Justabout Just about anywhere I go in the County	556	18.4%	38.8%
	J4_Athome At home	1136	37.6%	79.3%
	J4_Atwork At work	575	19.0%	40.2%
	J4_Atschool At school	99	3.3%	6.9%
	J4_Publiclibrary Public library	176	5.8%	12.3%
	J4_Coffeeshop Coffee shop/restaurant	389	12.9%	27.2%
	J4_Other Other	32	1.1%	2.2%
	J4_Idonttypically I do not typically access the Internet	59	1.9%	4.1%
Total		3023	100.0%	211.0%

a. Dichotomy group tabulated at value 1.

J5 Do you own or do you rent your current home?					
		Frequency	Percent	Valid Percent	Cumulative Percent
Valid	1 Own or buying	965	64.0	67.3	67.3
	2 Rent	454	30.1	31.7	98.9
	3 Other (please specify)	15	1.0	1.1	100.0
	Total	1435	95.2	100.0	
Missing	4 Prefer not to answer	11	0.7		
	System	62	4.1		
	Total	73	4.8		
Total		1507	100.0		

J6 Do you spend 30% or more of your monthly household income (before taxes) on either rent or homeowner expenses?					
		Frequency	Percent	Valid Percent	Cumulative Percent
Valid	1 Yes	669	44.4	53.5	53.5
	2 No	581	38.5	46.5	100.0
	Total	1250	82.9	100.0	
Missing	3 Don't know	82	5.5		
	4 Not applicable/Prefer not to answer	100	6.6		
	System	75	5.0		
	Total	257	17.1		
Total		1507	100.0		

J7 Employment status					
		Frequency	Percent	Valid Percent	Cumulative Percent
Valid	1 Employed full time (35 hours/week or more)	656	43.5	45.7	45.7
	2 Employed part time	137	9.1	9.6	55.3
	3 Looking for work	16	1.1	1.1	56.4
	4 Stay-at-home parent/homemaker	42	2.8	3.0	59.3
	5 Student	29	1.9	2.0	61.4
	6 Retired	519	34.4	36.1	97.5
	7 Disabled	34	2.2	2.3	99.8
	8 Other (specify)	2	0.2	0.2	100.0
	Total	1436	95.3	100.0	
Missing	System	71	4.7		
Total		1507	100.0		

J7a Where is your primary place of employment located?					
		Frequency	Percent	Valid Percent	Cumulative Percent
Valid	1 Albemarle County	374	24.8	49.7	49.7
	2 Charlottesville City	268	17.8	35.7	85.4
	3 Fluvanna County	6	0.4	0.9	86.2
	4 Greene County	10	0.7	1.4	87.6
	5 Louisa County	3	0.2	0.4	88.0
	6 Nelson County	2	0.1	0.3	88.2
	7 Other (please specify)	63	4.2	8.3	96.5
	8 All over	26	1.7	3.5	100.0
	Total	752	49.9	100.0	
Missing	9 Not sure (please specify your place of employment and we can determine the location)	9	0.6		
	10 Prefer not to answer	11	0.7		
	System	735	48.7		
	Total	755	50.1		
Total		1507	100.0		

J8 What is the highest level of education you have completed?					
		Frequency	Percent	Valid Percent	Cumulative Percent
Valid	1 Less than high school diploma	25	1.6	1.7	1.7
	2 High school graduate/GED	118	7.8	8.3	10.0
	3 Some college but no degree	162	10.7	11.4	21.4
	4 Associates Degree (for example: AA, AS) or certificate in career or technical education program for job training	91	6.1	6.4	27.8
	5 Bachelor's Degree (for example: BA, BS)	356	23.6	25.0	52.8
	6 Some graduate work	84	5.5	5.9	58.7
	7 Master's, Professional or Doctoral degree (for example: MA, MSW, MD, PhD)	588	39.0	41.3	100.0
	Total	1423	94.4	100.0	
Missing	8 Prefer not to answer	16	1.1		
	System	69	4.6		
	Total	85	5.6		
Total		1507	100.0		

J9 Are you of Hispanic, Latino, or Spanish origin?					
		Frequency	Percent	Valid Percent	Cumulative Percent
Valid	1 Yes	35	2.3	2.6	2.6
	2 No	1331	88.3	97.4	100.0
	Total	1366	90.6	100.0	
Missing	3 Prefer not to answer	54	3.6		
	System	87	5.8		
	Total	142	9.4		
Total		1507	100.0		

Race Frequencies				
		Responses		Percent of Cases
		N	Percent	
Race and Ethnicity ^a	J10_American Indian or Alaska Native	15	1.0%	1.0%
	J10_Asiatic Asian	53	3.6%	3.7%
	J10_Black or African American	96	6.5%	6.7%
	J10_Native Hawaiian or other Pacific Islander	7	0.5%	0.5%
	J10_White or Caucasian	1178	80.2%	82.6%
	J10_Other Category not listed (Please describe)	11	0.8%	0.8%
	J10_Prefer not to answer	108	7.4%	7.6%
Total		1467	100.0%	103.0%
a. Dichotomy group tabulated at value 1.				

J11 Gender					
		Frequency	Percent	Valid Percent	Cumulative Percent
Valid	1 Male	651	43.2	44.6	44.6
	2 Female	808	53.6	55.4	100.0
	Total	1459	96.8	100.0	
Missing	System	48	3.2		
Total		1507	100.0		

J12 Which of the following income categories most closely describes your total household income in 2019 before taxes, including wages and all other income?					
		Frequency	Percent	Valid Percent	Cumulative Percent
Valid	1 Less than \$10,000	18	1.2	1.5	1.5
	2 \$10,000 - \$24,999	87	5.8	7.1	8.5
	3 \$25,000 - \$49,999	178	11.8	14.5	23.1
	4 \$50,000 - \$74,999	225	14.9	18.3	41.4
	5 \$75,000 - \$99,999	196	13.0	16.0	57.4
	6 \$100,000-\$149,999	251	16.7	20.5	77.9
	7 \$150,000-\$199,999	103	6.8	8.4	86.3
	8 \$200,000 or more	169	11.2	13.7	100.0
	Total	1227	81.4	100.0	
Missing	9 Don't know	20	1.4		
	10 Prefer not to answer	219	14.5		
	System	40	2.7		
	Total	280	18.6		
Total		1507	100.0		

Appendix B:

Weighted Probability and Nonprobability Cross-tabulations

Cross-tabulation tables count survey cases in categories defined by two variables simultaneously. These cross-tabulation tables allow the reader to compare the responses of different groups. This appendix compares all survey questions by the sample type: either probability or non-probability.

In these tables, the percentages reflect percent within each sample type that selected the corresponding answer. For example, 11.4% of respondents from the non-probability sample have lived in Albemarle County their entire life, compared to 9.8% of respondents from the probability sample.

The probability data presented in these tables have been weighted with base weights and post-stratification weights. The non-probability data are unweighted.

A3 What is your 5-digit zip code? * Sample Crosstabulation					
			Sample		Total
			Probability Sample	Non-Probability Sample	
A3 What is your 5-digit zip code?	22091	Count	1	0	1
		% within Sample	0.1%	0.0%	0.0%
	22392	Count	0	1	1
		% within Sample	0.0%	0.1%	0.0%
	22647	Count	0	1	1
		% within Sample	0.0%	0.1%	0.0%
	22802	Count	2	0	2
		% within Sample	0.1%	0.0%	0.1%
	22901	Count	491	234	725
		% within Sample	33.2%	25.3%	30.1%
	22902	Count	126	74	200
		% within Sample	8.5%	8.0%	8.3%
	22903	Count	205	81	286
		% within Sample	13.8%	8.8%	11.9%
	22904	Count	1	0	1
		% within Sample	0.1%	0.0%	0.0%
	22905	Count	0	1	1
		% within Sample	0.0%	0.1%	0.0%
	22906	Count	0	2	2
		% within Sample	0.0%	0.2%	0.1%
	22911	Count	244	128	372
		% within Sample	16.5%	13.9%	15.5%
	22920	Count	12	12	24
		% within Sample	0.8%	1.3%	1.0%
	22923	Count	19	17	36
		% within Sample	1.3%	1.8%	1.5%
	22924	Count	0	1	1
		% within Sample	0.0%	0.1%	0.0%
	22931	Count	1	3	4
		% within Sample	0.1%	0.3%	0.2%
	22932	Count	117	61	178
		% within Sample	7.9%	6.6%	7.4%
	22933	Count	0	1	1
		% within Sample	0.0%	0.1%	0.0%
	22935	Count	6	2	8
		% within Sample	0.4%	0.2%	0.3%
	22936	Count	61	67	128
		% within Sample	4.1%	7.3%	5.3%
	22937	Count	17	6	23
		% within Sample	1.1%	0.6%	1.0%
	22938	Count	3	1	4
		% within Sample	0.2%	0.1%	0.2%
	22940	Count	8	11	19
		% within Sample	0.5%	1.2%	0.8%
	22942	Count	6	5	11
		% within Sample	0.4%	0.5%	0.5%
	22943	Count	3	6	9
		% within Sample	0.2%	0.6%	0.4%
	22945	Count	1	1	2
		% within Sample	0.1%	0.1%	0.1%
	22946	Count	4	1	5
		% within Sample	0.3%	0.1%	0.2%
	22947	Count	71	132	203
		% within Sample	4.8%	14.3%	8.4%
	22952	Count	1	0	1

		% within Sample	0.1%	0.0%	0.0%
	22959	Count	24	15	39
		% within Sample	1.6%	1.6%	1.6%
	22963	Count	0	1	1
		% within Sample	0.0%	0.1%	0.0%
	22968	Count	3	9	12
		% within Sample	0.2%	1.0%	0.5%
	22969	Count	10	8	18
		% within Sample	0.7%	0.9%	0.7%
	22974	Count	5	2	7
		% within Sample	0.3%	0.2%	0.3%
	22987	Count	0	1	1
		% within Sample	0.0%	0.1%	0.0%
	23936	Count	0	1	1
		% within Sample	0.0%	0.1%	0.0%
	24590	Count	37	37	74
		% within Sample	2.5%	4.0%	3.1%
	24690	Count	0	1	1
		% within Sample	0.0%	0.1%	0.0%
	29576	Count	1	0	1
		% within Sample	0.1%	0.0%	0.0%
	89653	Count	1	0	1
		% within Sample	0.1%	0.0%	0.0%
Total		Count	1481	924	2405
		% within Sample	100.0%	100.0%	100.0%

B1 Have you lived in Albemarle County all your life? * Sample Crosstabulation					
			Sample		Total
			Probability Sample	Non-Probability Sample	
B1 Have you lived in Albemarle County all your life?	1 Yes	Count	146	105	251
		% within Sample	9.8%	11.4%	10.4%
	2 No	Count	1340	814	2154
		% within Sample	90.2%	88.6%	89.6%
Total		Count	1486	919	2405
		% within Sample	100.0%	100.0%	100.0%

B2 How many years in total have you lived in Albemarle County? * Sample Crosstabulation					
			Sample		Total
			Probability Sample	Non-Probability Sample	
B2 How many years in total have you lived in Albemarle County?	1 Less than one year	Count	80	29	109
		% within Sample	5.4%	3.2%	4.5%
	2 1-5 years	Count	301	158	459
		% within Sample	20.2%	17.2%	19.0%
	3 6-10 years	Count	178	116	294
		% within Sample	11.9%	12.6%	12.2%
	4 11-20 years	Count	275	172	447
		% within Sample	18.4%	18.7%	18.5%
	5 More than 20 years	Count	657	445	1102
		% within Sample	44.1%	48.4%	45.7%
Total		Count	1491	920	2411
		% within Sample	100.0%	100.0%	100.0%

B3 How would you characterize the area in which you live? * Sample Crosstabulation					
			Sample		Total
			Probability Sample	Non-Probability Sample	
B3 How would you characterize the area in which you live?	1 Urban	Count	155	73	228
		% within Sample	10.6%	7.9%	9.6%
	2 Suburban	Count	729	435	1164
		% within Sample	49.8%	47.2%	48.8%
	3 Small town/Village	Count	208	86	294
		% within Sample	14.2%	9.3%	12.3%
	4 Out in the country	Count	347	313	660
		% within Sample	23.7%	34.0%	27.7%
	5 Other (specify)	Count	24	14	38
		% within Sample	1.6%	1.5%	1.6%
Total		Count	1463	921	2384
		% within Sample	100.0%	100.0%	100.0%

locality11 In what area of Albemarle County do you live? * Sample Crosstabulation					
			Sample		Total
			Probability Sample	Non-Probability Sample	
locality11 In what area of Albemarle County do you live?	1.00 Crozet	Count	108	68	176
		% within Sample	7.2%	7.4%	7.3%
	2.00 29 North (Hollymead)	Count	105	79	184
		% within Sample	7.0%	8.6%	7.6%
	3.00 Northern urban neighborhoods	Count	326	104	430
		% within Sample	21.7%	11.3%	17.8%
	4.00 Pantops	Count	85	48	133
		% within Sample	5.7%	5.2%	5.5%
	5.00 Northwestern Albemarle	Count	172	118	290
		% within Sample	11.5%	12.8%	12.0%
	6.00 Northeastern Albemarle	Count	101	127	228
		% within Sample	6.7%	13.8%	9.4%
	7.00 Southwestern Albemarle	Count	158	112	270
		% within Sample	10.5%	12.2%	11.2%
	8.00 Southeastern Albemarle/Scottsville	Count	118	112	230
		% within Sample	7.9%	12.2%	9.5%
	9.00 Southern urban neighborhoods	Count	186	59	245
		% within Sample	12.4%	6.4%	10.1%
	10.00 Village of Rivanna	Count	39	49	88
		% within Sample	2.6%	5.3%	3.6%
	11.00 Western urban neighborhoods	Count	102	43	145
		% within Sample	6.8%	4.7%	6.0%
Total		Count	1500	919	2419
		% within Sample	100.0%	100.0%	100.0%

locality4 Locality * Sample Crosstabulation					
			Sample		Total
			Probability Sample	Non-Probability Sample	
locality4 Locality	1.00 Satellite Communities	Count	147	117	264
		% within Sample	9.8%	12.7%	10.9%
	2.00 Urban Ring & 29 North	Count	804	333	1137
		% within Sample	53.6%	36.2%	47.0%
	3.00 Rural Northern Albemarle	Count	273	245	518
		% within Sample	18.2%	26.7%	21.4%
	4.00 Rural Southern Albemarle	Count	276	224	500
		% within Sample	18.4%	24.4%	20.7%
Total		Count	1500	919	2419
		% within Sample	100.0%	100.0%	100.0%

B4 How would you rate the overall quality of life in Albemarle County? * Sample Crosstabulation					
			Sample		Total
			Probability Sample	Non-Probability Sample	
B4 How would you rate the overall quality of life in Albemarle County?	1 Excellent	Count	506	223	729
		% within Sample	34.0%	24.2%	30.2%
	2 Good	Count	831	530	1361
		% within Sample	55.8%	57.5%	56.5%
	3 Fair	Count	139	149	288
		% within Sample	9.3%	16.2%	12.0%
	4 Poor	Count	13	19	32
		% within Sample	0.9%	2.1%	1.3%
Total		Count	1489	921	2410
		% within Sample	100.0%	100.0%	100.0%

B5 On a scale from 1 to 10, where 1 represents the worst possible community in which to live, and 10 represents the best possible community, where would you rate Albemarle County as a place to live? * Sample Crosstabulation					
			Sample		Total
			Probability Sample	Non-Probability Sample	
B5 On a scale from 1 to 10, where 1 represents the worst possible community in which to live, and 10 represents the best possible community, where would you rate Albemarle County as a place to live?	1 1 (Worst)	Count	0	5	5
		% within Sample	0.0%	0.5%	0.2%
	2 2	Count	3	9	12
		% within Sample	0.2%	1.0%	0.5%
	3 3	Count	8	15	23
		% within Sample	0.5%	1.6%	1.0%
	4 4	Count	6	34	40
		% within Sample	0.4%	3.7%	1.7%
	5 5	Count	63	67	130
		% within Sample	4.2%	7.3%	5.4%
	6 6	Count	66	85	151
		% within Sample	4.5%	9.2%	6.3%
	7 7	Count	234	181	415
		% within Sample	15.8%	19.7%	17.3%
	8 8	Count	545	301	846
		% within Sample	36.7%	32.7%	35.2%
	9 9	Count	391	152	543
		% within Sample	26.4%	16.5%	22.6%
10 10 (Best)	Count	167	72	239	
	% within Sample	11.3%	7.8%	9.9%	
Total		Count	1483	921	2404
		% within Sample	100.0%	100.0%	100.0%

B6 Thinking about 5 years from now, do you think the quality of life in Albemarle County will improve, get worse, or stay the same? * Sample Crosstabulation					
			Sample		Total
			Probability Sample	Non-Probability Sample	
B6 Thinking about 5 years from now, do you think the quality of life in Albemarle County will improve, get worse, or stay the same?	1 Improve	Count	277	108	385
		% within Sample	21.5%	12.9%	18.1%
	2 Get worse	Count	587	552	1139
		% within Sample	45.6%	66.1%	53.7%
	3 Stay the same	Count	423	175	598
		% within Sample	32.9%	21.0%	28.2%
Total		Count	1287	835	2122
		% within Sample	100.0%	100.0%	100.0%

B8 Thinking about 5 years from now, do you intend to live in Albemarle, Charlottesville or somewhere else? * Sample Crosstabulation					
			Sample		Total
			Probability Sample	Non-Probability Sample	
B8 Thinking about 5 years from now, do you intend to live in Albemarle, Charlottesville or somewhere else?	1 Albemarle County	Count	933	506	1439
		% within Sample	79.2%	74.1%	77.3%
	2 Charlottesville City	Count	19	13	32
		% within Sample	1.6%	1.9%	1.7%
	3 Other adjacent/nearby county	Count	50	39	89
		% within Sample	4.2%	5.7%	4.8%
	4 Somewhere else	Count	176	125	301
		% within Sample	14.9%	18.3%	16.2%
Total		Count	1178	683	1861
		% within Sample	100.0%	100.0%	100.0%

C1a Please rate the quality of each of the following services in Albemarle County. - County services overall * Sample Crosstabulation					
			Sample		Total
			Probability Sample	Non-Probability Sample	
C1a Please rate the quality of each of the following services in Albemarle County. - County services overall	1 Excellent	Count	188	94	282
		% within Sample	14.8%	11.4%	13.5%
	2 Good	Count	830	478	1308
		% within Sample	65.3%	58.0%	62.4%
	3 Fair	Count	233	207	440
		% within Sample	18.3%	25.1%	21.0%
	4 Poor	Count	20	45	65
		% within Sample	1.6%	5.5%	3.1%
Total	Count	1271	824	2095	
	% within Sample	100.0%	100.0%	100.0%	

C1b Please rate the quality of each of the following services in Albemarle County. - Fire services * Sample Crosstabulation					
			Sample		Total
			Probability Sample	Non-Probability Sample	
C1b Please rate the quality of each of the following services in Albemarle County. - Fire services	1 Excellent	Count	522	282	804
		% within Sample	45.5%	39.0%	43.0%
	2 Good	Count	563	349	912
		% within Sample	49.1%	48.2%	48.7%
	3 Fair	Count	52	71	123
		% within Sample	4.5%	9.8%	6.6%
	4 Poor	Count	10	22	32
		% within Sample	0.9%	3.0%	1.7%
Total	Count	1147	724	1871	
	% within Sample	100.0%	100.0%	100.0%	

C1c Please rate the quality of each of the following services in Albemarle County. - Albemarle County Police services * Sample Crosstabulation					
			Sample		Total
			Probability Sample	Non-Probability Sample	
C1c Please rate the quality of each of the following services in Albemarle County. - Albemarle County Police services	1 Excellent	Count	383	217	600
		% within Sample	30.9%	28.4%	29.9%
	2 Good	Count	670	381	1051
		% within Sample	54.0%	49.9%	52.4%
	3 Fair	Count	153	122	275
		% within Sample	12.3%	16.0%	13.7%
	4 Poor	Count	35	44	79
		% within Sample	2.8%	5.8%	3.9%
Total	Count	1241	764	2005	
	% within Sample	100.0%	100.0%	100.0%	

C1d Please rate the quality of each of the following services in Albemarle County. - Ambulance/emergency medical services * Sample Crosstabulation					
			Sample		Total
			Probability Sample	Non-Probability Sample	
C1d Please rate the quality of each of the following services in Albemarle County. - Ambulance/emergency medical services	1 Excellent	Count	534	238	772
		% within Sample	46.6%	33.1%	41.4%
	2 Good	Count	514	354	868
		% within Sample	44.9%	49.2%	46.5%
	3 Fair	Count	88	102	190
		% within Sample	7.7%	14.2%	10.2%
	4 Poor	Count	9	26	35
		% within Sample	0.8%	3.6%	1.9%
Total		Count	1145	720	1865
		% within Sample	100.0%	100.0%	100.0%

C1e Please rate the quality of each of the following services in Albemarle County. - Traffic enforcement * Sample Crosstabulation					
			Sample		Total
			Probability Sample	Non-Probability Sample	
C1e Please rate the quality of each of the following services in Albemarle County. - Traffic enforcement	1 Excellent	Count	157	63	220
		% within Sample	12.4%	7.8%	10.7%
	2 Good	Count	620	343	963
		% within Sample	49.1%	42.7%	46.6%
	3 Fair	Count	374	264	638
		% within Sample	29.6%	32.9%	30.9%
	4 Poor	Count	111	133	244
		% within Sample	8.8%	16.6%	11.8%
Total		Count	1262	803	2065
		% within Sample	100.0%	100.0%	100.0%

C1f Please rate the quality of each of the following services in Albemarle County. - Code enforcement (weeds, junk, abandoned buildings, etc.) * Sample Crosstabulation					
			Sample		Total
			Probability Sample	Non-Probability Sample	
C1f Please rate the quality of each of the following services in Albemarle County. - Code enforcement (weeds, junk, abandoned buildings, etc.)	1 Excellent	Count	95	37	132
		% within Sample	8.6%	5.5%	7.4%
	2 Good	Count	426	226	652
		% within Sample	38.6%	33.3%	36.6%
	3 Fair	Count	423	257	680
		% within Sample	38.3%	37.9%	38.2%
	4 Poor	Count	160	158	318
		% within Sample	14.5%	23.3%	17.8%
Total		Count	1104	678	1782
		% within Sample	100.0%	100.0%	100.0%

C1g Please rate the quality of each of the following services in Albemarle County. - Fire prevention and education * Sample Crosstabulation					
			Sample		Total
			Probability Sample	Non-Probability Sample	
C1g Please rate the quality of each of the following services in Albemarle County. - Fire prevention and education	1 Excellent	Count	216	107	323
		% within Sample	23.0%	18.0%	21.1%
	2 Good	Count	503	316	819
		% within Sample	53.5%	53.3%	53.4%
	3 Fair	Count	192	133	325
		% within Sample	20.4%	22.4%	21.2%
	4 Poor	Count	29	37	66
		% within Sample	3.1%	6.2%	4.3%
Total		Count	940	593	1533
		% within Sample	100.0%	100.0%	100.0%

C1h Please rate the quality of each of the following services in Albemarle County. - Recycling services * Sample Crosstabulation					
			Sample		Total
			Probability Sample	Non-Probability Sample	
C1h Please rate the quality of each of the following services in Albemarle County. - Recycling services	1 Excellent	Count	149	63	212
		% within Sample	11.1%	7.7%	9.8%
	2 Good	Count	444	245	689
		% within Sample	33.0%	29.8%	31.8%
	3 Fair	Count	358	277	635
		% within Sample	26.6%	33.7%	29.3%
	4 Poor	Count	396	238	634
		% within Sample	29.4%	28.9%	29.2%
Total		Count	1347	823	2170
		% within Sample	100.0%	100.0%	100.0%

C1i Please rate the quality of each of the following services in Albemarle County. - Solid waste services * Sample Crosstabulation					
			Sample		Total
			Probability Sample	Non-Probability Sample	
C1i Please rate the quality of each of the following services in Albemarle County. - Solid waste services	1 Excellent	Count	203	85	288
		% within Sample	17.5%	11.3%	15.0%
	2 Good	Count	577	312	889
		% within Sample	49.7%	41.4%	46.4%
	3 Fair	Count	262	231	493
		% within Sample	22.5%	30.6%	25.7%
	4 Poor	Count	120	126	246
		% within Sample	10.3%	16.7%	12.8%
Total	Count	1162	754	1916	
	% within Sample	100.0%	100.0%	100.0%	

C1j Please rate the quality of each of the following services in Albemarle County. - Community centers and their programs * Sample Crosstabulation					
			Sample		Total
			Probability Sample	Non-Probability Sample	
C1j Please rate the quality of each of the following services in Albemarle County. - Community centers and their programs	1 Excellent	Count	179	70	249
		% within Sample	17.2%	11.2%	15.0%
	2 Good	Count	498	248	746
		% within Sample	47.8%	39.8%	44.8%
	3 Fair	Count	271	207	478
		% within Sample	26.0%	33.2%	28.7%
	4 Poor	Count	93	98	191
		% within Sample	8.9%	15.7%	11.5%
Total	Count	1041	623	1664	
	% within Sample	100.0%	100.0%	100.0%	

C1k Please rate the quality of each of the following services in Albemarle County. - County parks * Sample Crosstabulation					
			Sample		Total
			Probability Sample	Non-Probability Sample	
C1k Please rate the quality of each of the following services in Albemarle County. - County parks	1 Excellent	Count	389	181	570
		% within Sample	28.6%	22.0%	26.1%
	2 Good	Count	711	446	1157
		% within Sample	52.4%	54.1%	53.0%
	3 Fair	Count	215	154	369
		% within Sample	15.8%	18.7%	16.9%
	4 Poor	Count	43	43	86
		% within Sample	3.2%	5.2%	3.9%
Total	Count	1358	824	2182	
	% within Sample	100.0%	100.0%	100.0%	

C1I Please rate the quality of each of the following services in Albemarle County. - Street lighting * Sample Crosstabulation					
			Sample		Total
			Probability Sample	Non-Probability Sample	
C1I Please rate the quality of each of the following services in Albemarle County. - Street lighting	1 Excellent	Count	124	35	159
		% within Sample	9.6%	4.7%	7.8%
	2 Good	Count	551	295	846
		% within Sample	42.5%	39.6%	41.5%
	3 Fair	Count	408	255	663
		% within Sample	31.5%	34.2%	32.5%
	4 Poor	Count	213	160	373
		% within Sample	16.4%	21.5%	18.3%
Total		Count	1296	745	2041
		% within Sample	100.0%	100.0%	100.0%

C1m Please rate the quality of each of the following services in Albemarle County. - Economic development * Sample Crosstabulation					
			Sample		Total
			Probability Sample	Non-Probability Sample	
C1m Please rate the quality of each of the following services in Albemarle County. - Economic development	1 Excellent	Count	117	39	156
		% within Sample	10.2%	5.0%	8.1%
	2 Good	Count	490	281	771
		% within Sample	42.7%	35.8%	39.9%
	3 Fair	Count	377	259	636
		% within Sample	32.9%	33.0%	32.9%
	4 Poor	Count	163	206	369
		% within Sample	14.2%	26.2%	19.1%
Total		Count	1147	785	1932
		% within Sample	100.0%	100.0%	100.0%

C1n Please rate the quality of each of the following services in Albemarle County. - Land use, planning and zoning * Sample Crosstabulation					
			Sample		Total
			Probability Sample	Non-Probability Sample	
C1n Please rate the quality of each of the following services in Albemarle County. - Land use, planning and zoning	1 Excellent	Count	85	32	117
		% within Sample	7.0%	3.9%	5.7%
	2 Good	Count	392	160	552
		% within Sample	32.1%	19.5%	27.0%
	3 Fair	Count	449	297	746
		% within Sample	36.7%	36.1%	36.5%
	4 Poor	Count	297	333	630
		% within Sample	24.3%	40.5%	30.8%
Total	Count	1223	822	2045	
	% within Sample	100.0%	100.0%	100.0%	

C1o Please rate the quality of each of the following services in Albemarle County. - Stewardship of natural resources * Sample Crosstabulation					
			Sample		Total
			Probability Sample	Non-Probability Sample	
C1o Please rate the quality of each of the following services in Albemarle County. - Stewardship of natural resources	1 Excellent	Count	131	60	191
		% within Sample	11.4%	7.4%	9.8%
	2 Good	Count	511	327	838
		% within Sample	44.6%	40.3%	42.8%
	3 Fair	Count	372	285	657
		% within Sample	32.5%	35.1%	33.6%
	4 Poor	Count	131	139	270
		% within Sample	11.4%	17.1%	13.8%
Total		Count	1145	811	1956
		% within Sample	100.0%	100.0%	100.0%

C1p Please rate the quality of each of the following services in Albemarle County. - Community engagement * Sample Crosstabulation					
			Sample		Total
			Probability Sample	Non-Probability Sample	
C1p Please rate the quality of each of the following services in Albemarle County. - Community engagement	1 Excellent	Count	149	68	217
		% within Sample	12.6%	8.4%	10.9%
	2 Good	Count	521	278	799
		% within Sample	43.9%	34.5%	40.1%
	3 Fair	Count	392	278	670
		% within Sample	33.1%	34.5%	33.6%
	4 Poor	Count	124	182	306
		% within Sample	10.5%	22.6%	15.4%
Total		Count	1186	806	1992
		% within Sample	100.0%	100.0%	100.0%

C1q Please rate the quality of each of the following services in Albemarle County. - Public information services * Sample Crosstabulation					
			Sample		Total
			Probability Sample	Non-Probability Sample	
C1q Please rate the quality of each of the following services in Albemarle County. - Public information services	1 Excellent	Count	149	80	229
		% within Sample	12.4%	9.9%	11.4%
	2 Good	Count	591	327	918
		% within Sample	49.1%	40.3%	45.6%
	3 Fair	Count	364	279	643
		% within Sample	30.3%	34.4%	31.9%
	4 Poor	Count	99	125	224
		% within Sample	8.2%	15.4%	11.1%
Total	Count	1203	811	2014	
	% within Sample	100.0%	100.0%	100.0%	

C1r Please rate the quality of each of the following services in Albemarle County. - Overall customer service from Albemarle county employees * Sample Crosstabulation					
			Sample		Total
			Probability Sample	Non-Probability Sample	
C1r Please rate the quality of each of the following services in Albemarle County. - Overall customer service from Albemarle county employees	1 Excellent	Count	209	113	322
		% within Sample	17.5%	14.5%	16.3%
	2 Good	Count	643	368	1011
		% within Sample	54.0%	47.1%	51.3%
	3 Fair	Count	274	219	493
		% within Sample	23.0%	28.0%	25.0%
	4 Poor	Count	65	81	146
		% within Sample	5.5%	10.4%	7.4%
Total		Count	1191	781	1972
		% within Sample	100.0%	100.0%	100.0%

C1s Please rate the quality of each of the following services in Albemarle County. - Leadership by Board of Supervisors * Sample Crosstabulation					
			Sample		Total
			Probability Sample	Non-Probability Sample	
C1s Please rate the quality of each of the following services in Albemarle County. - Leadership by Board of Supervisors	1 Excellent	Count	98	44	142
		% within Sample	9.2%	5.7%	7.7%
	2 Good	Count	388	220	608
		% within Sample	36.3%	28.4%	33.0%
	3 Fair	Count	387	215	602
		% within Sample	36.2%	27.7%	32.7%
	4 Poor	Count	195	296	491
		% within Sample	18.3%	38.2%	26.6%
Total		Count	1068	775	1843
		% within Sample	100.0%	100.0%	100.0%

C1t Please rate the quality of each of the following services in Albemarle County. - Leadership of County Executive office and staff * Sample Crosstabulation					
			Sample		Total
			Probability Sample	Non-Probability Sample	
C1t Please rate the quality of each of the following services in Albemarle County. - Leadership of County Executive office and staff	1 Excellent	Count	93	49	142
		% within Sample	10.1%	7.2%	8.9%
	2 Good	Count	380	230	610
		% within Sample	41.2%	33.7%	38.0%
	3 Fair	Count	323	196	519
		% within Sample	35.0%	28.7%	32.4%
	4 Poor	Count	126	207	333
		% within Sample	13.7%	30.4%	20.8%
Total		Count	922	682	1604
		% within Sample	100.0%	100.0%	100.0%

C1u Please rate the quality of each of the following services in Albemarle County. - The job the County is doing in treating all residents fairly * Sample Crosstabulation					
			Sample		Total
			Probability Sample	Non-Probability Sample	
C1u Please rate the quality of each of the following services in Albemarle County. - The job the County is doing in treating all residents fairly	1 Excellent	Count	112	44	156
		% within Sample	10.5%	6.0%	8.6%
	2 Good	Count	444	232	676
		% within Sample	41.5%	31.7%	37.5%
	3 Fair	Count	341	216	557
		% within Sample	31.8%	29.5%	30.9%
	4 Poor	Count	174	241	415
		% within Sample	16.2%	32.9%	23.0%
Total	Count	1071	733	1804	
	% within Sample	100.0%	100.0%	100.0%	

C2 How satisfied are you overall with the value of service provided in Albemarle for your tax dollars? * Sample Crosstabulation					
			Sample		Total
			Probability Sample	Non-Probability Sample	
C2 How satisfied are you overall with the value of service provided in Albemarle for your tax dollars?	1 Very satisfied	Count	262	125	387
		% within Sample	19.6%	14.5%	17.6%
	2 Somewhat satisfied	Count	776	363	1139
		% within Sample	58.1%	42.2%	51.9%
	3 Somewhat unsatisfied	Count	209	202	411
		% within Sample	15.6%	23.5%	18.7%
	4 Very unsatisfied	Count	89	170	259
		% within Sample	6.7%	19.8%	11.8%
Total	Count	1336	860	2196	
	% within Sample	100.0%	100.0%	100.0%	

D1a How convenient is it for you to get to and/or make use of each of the following community assets and services within Albemarle County? - Hospitals * Sample Crosstabulation					
			Sample		Total
			Probability Sample	Non-Probability Sample	
D1a How convenient is it for you to get to and/or make use of each of the following community assets and services within Albemarle County? - Hospitals	1 Very convenient	Count	952	481	1433
		% within Sample	65.2%	56.3%	61.9%
	2 Somewhat convenient	Count	402	273	675
		% within Sample	27.5%	31.9%	29.2%
	3 Somewhat inconvenient	Count	93	76	169
		% within Sample	6.4%	8.9%	7.3%
	4 Very inconvenient	Count	13	25	38
		% within Sample	0.9%	2.9%	1.6%
Total		Count	1460	855	2315
		% within Sample	100.0%	100.0%	100.0%

D1b How convenient is it for you to get to and/or make use of each of the following community assets and services within Albemarle County? - Medical care * Sample Crosstabulation					
			Sample		Total
			Probability Sample	Non-Probability Sample	
D1b How convenient is it for you to get to and/or make use of each of the following community assets and services within Albemarle County? - Medical care	1 Very convenient	Count	995	496	1491
		% within Sample	68.6%	57.9%	64.7%
	2 Somewhat convenient	Count	378	284	662
		% within Sample	26.1%	33.2%	28.7%
	3 Somewhat inconvenient	Count	62	57	119
		% within Sample	4.3%	6.7%	5.2%
	4 Very inconvenient	Count	15	19	34
		% within Sample	1.0%	2.2%	1.5%
Total		Count	1450	856	2306
		% within Sample	100.0%	100.0%	100.0%

D1c How convenient is it for you to get to and/or make use of each of the following community assets and services within Albemarle County? - Emergency services * Sample Crosstabulation					
			Sample		Total
			Probability Sample	Non-Probability Sample	
D1c How convenient is it for you to get to and/or make use of each of the following community assets and services within Albemarle County? - Emergency services	1 Very convenient	Count	867	398	1265
		% within Sample	67.5%	52.9%	62.1%
	2 Somewhat convenient	Count	347	259	606
		% within Sample	27.0%	34.4%	29.7%
	3 Somewhat inconvenient	Count	52	63	115
		% within Sample	4.0%	8.4%	5.6%
	4 Very inconvenient	Count	19	32	51
		% within Sample	1.5%	4.3%	2.5%
Total		Count	1285	752	2037
		% within Sample	100.0%	100.0%	100.0%

D1d How convenient is it for you to get to and/or make use of each of the following community assets and services within Albemarle County? - Public schools * Sample Crosstabulation					
			Sample		Total
			Probability Sample	Non-Probability Sample	
D1d How convenient is it for you to get to and/or make use of each of the following community assets and services within Albemarle County? - Public schools	1 Very convenient	Count	728	335	1063
		% within Sample	67.3%	51.7%	61.5%
	2 Somewhat convenient	Count	290	225	515
		% within Sample	26.8%	34.7%	29.8%
	3 Somewhat inconvenient	Count	46	59	105
		% within Sample	4.3%	9.1%	6.1%
	4 Very inconvenient	Count	17	29	46
		% within Sample	1.6%	4.5%	2.7%
Total		Count	1081	648	1729
		% within Sample	100.0%	100.0%	100.0%

D1e How convenient is it for you to get to and/or make use of each of the following community assets and services within Albemarle County? - Libraries * Sample Crosstabulation					
			Sample		Total
			Probability Sample	Non-Probability Sample	
D1e How convenient is it for you to get to and/or make use of each of the following community assets and services within Albemarle County? - Libraries	1 Very convenient	Count	771	352	1123
		% within Sample	57.0%	44.2%	52.3%
	2 Somewhat convenient	Count	409	278	687
		% within Sample	30.3%	34.9%	32.0%
	3 Somewhat inconvenient	Count	135	135	270
		% within Sample	10.0%	17.0%	12.6%
	4 Very inconvenient	Count	37	31	68
		% within Sample	2.7%	3.9%	3.2%
Total		Count	1352	796	2148
		% within Sample	100.0%	100.0%	100.0%

D1f How convenient is it for you to get to and/or make use of each of the following community assets and services within Albemarle County? - Child care * Sample Crosstabulation					
			Sample		Total
			Probability Sample	Non-Probability Sample	
D1f How convenient is it for you to get to and/or make use of each of the following community assets and services within Albemarle County? - Child care	1 Very convenient	Count	127	41	168
		% within Sample	28.0%	17.1%	24.2%
	2 Somewhat convenient	Count	158	83	241
		% within Sample	34.8%	34.6%	34.7%
	3 Somewhat inconvenient	Count	126	55	181
		% within Sample	27.8%	22.9%	26.1%
	4 Very inconvenient	Count	43	61	104
		% within Sample	9.5%	25.4%	15.0%
Total		Count	454	240	694
		% within Sample	100.0%	100.0%	100.0%

D1g How convenient is it for you to get to and/or make use of each of the following community assets and services within Albemarle County? - Places of worship (e.g., churches, synagogues, mosques, etc.) *					
			Sample		Total
			Probability Sample	Non-Probability Sample	
D1g How convenient is it for you to get to and/or make use of each of the following community assets and services within Albemarle County? - Places of worship (e.g., churches, synagogues, mosques, etc.)	1 Very convenient	Count	761	373	1134
		% within Sample	65.3%	57.5%	62.5%
	2 Somewhat convenient	Count	347	215	562
		% within Sample	29.8%	33.1%	31.0%
	3 Somewhat inconvenient	Count	44	48	92
		% within Sample	3.8%	7.4%	5.1%
	4 Very inconvenient	Count	14	13	27
		% within Sample	1.2%	2.0%	1.5%
Total		Count	1166	649	1815
		% within Sample	100.0%	100.0%	100.0%

D1h How convenient is it for you to get to and/or make use of each of the following community assets and services within Albemarle County? - Community centers * Sample Crosstabulation					
			Sample		Total
			Probability Sample	Non-Probability Sample	
D1h How convenient is it for you to get to and/or make use of each of the following community assets and services within Albemarle County? - Community centers	1 Very convenient	Count	317	113	430
		% within Sample	32.0%	19.4%	27.3%
	2 Somewhat convenient	Count	437	244	681
		% within Sample	44.1%	41.9%	43.3%
	3 Somewhat inconvenient	Count	179	147	326
		% within Sample	18.1%	25.3%	20.7%
	4 Very inconvenient	Count	58	78	136
		% within Sample	5.9%	13.4%	8.6%
Total		Count	991	582	1573
		% within Sample	100.0%	100.0%	100.0%

D1i How convenient is it for you to get to and/or make use of each of the following community assets and services within Albemarle County? - Cultural organizations (galleries, theaters, etc.) * Sample Crosstabulation					
			Sample		Total
			Probability Sample	Non-Probability Sample	
D1i How convenient is it for you to get to and/or make use of each of the following community assets and services within Albemarle County? - Cultural organizations (galleries, theaters, etc.)	1 Very convenient	Count	453	187	640
		% within Sample	34.8%	24.1%	30.8%
	2 Somewhat convenient	Count	559	338	897
		% within Sample	42.9%	43.5%	43.1%
	3 Somewhat inconvenient	Count	223	171	394
		% within Sample	17.1%	22.0%	18.9%
	4 Very inconvenient	Count	68	81	149
		% within Sample	5.2%	10.4%	7.2%
Total		Count	1303	777	2080
		% within Sample	100.0%	100.0%	100.0%

D1j How convenient is it for you to get to and/or make use of each of the following community assets and services within Albemarle County? - Parks * Sample Crosstabulation					
			Sample		Total
			Probability Sample	Non-Probability Sample	
D1j How convenient is it for you to get to and/or make use of each of the following community assets and services within Albemarle County? - Parks	1 Very convenient	Count	697	330	1027
		% within Sample	49.3%	40.4%	46.1%
	2 Somewhat convenient	Count	555	350	905
		% within Sample	39.3%	42.8%	40.6%
	3 Somewhat inconvenient	Count	127	104	231
		% within Sample	9.0%	12.7%	10.4%
	4 Very inconvenient	Count	34	33	67
		% within Sample	2.4%	4.0%	3.0%
Total		Count	1413	817	2230
		% within Sample	100.0%	100.0%	100.0%

D1k How convenient is it for you to get to and/or make use of each of the following community assets and services within Albemarle County? - Greenway trails * Sample Crosstabulation					
			Sample		Total
			Probability Sample	Non-Probability Sample	
D1k How convenient is it for you to get to and/or make use of each of the following community assets and services within Albemarle County? - Greenway trails	1 Very convenient	Count	563	252	815
		% within Sample	46.0%	34.5%	41.7%
	2 Somewhat convenient	Count	473	286	759
		% within Sample	38.6%	39.2%	38.8%
	3 Somewhat inconvenient	Count	148	147	295
		% within Sample	12.1%	20.1%	15.1%
	4 Very inconvenient	Count	40	45	85
		% within Sample	3.3%	6.2%	4.4%
Total		Count	1224	730	1954
		% within Sample	100.0%	100.0%	100.0%

D1l How convenient is it for you to get to and/or make use of each of the following community assets and services within Albemarle County? - Solid waste and recycling services * Sample Crosstabulation					
			Sample		Total
			Probability Sample	Non-Probability Sample	
D1l How convenient is it for you to get to and/or make use of each of the following community assets and services within Albemarle County? - Solid waste and recycling services	1 Very convenient	Count	305	107	412
		% within Sample	23.7%	13.7%	19.9%
	2 Somewhat convenient	Count	381	211	592
		% within Sample	29.6%	27.0%	28.7%
	3 Somewhat inconvenient	Count	367	253	620
		% within Sample	28.6%	32.4%	30.0%
	4 Very inconvenient	Count	232	210	442
		% within Sample	18.1%	26.9%	21.4%
Total		Count	1285	781	2066
		% within Sample	100.0%	100.0%	100.0%

D1m How convenient is it for you to get to and/or make use of each of the following community assets and services within Albemarle County? - Getting around by car * Sample Crosstabulation					
			Sample		Total
			Probability Sample	Non-Probability Sample	
D1m How convenient is it for you to get to and/or make use of each of the following community assets and services within Albemarle County? - Getting around by car	1 Very convenient	Count	553	231	784
		% within Sample	37.9%	27.0%	33.9%
	2 Somewhat convenient	Count	583	326	909
		% within Sample	40.0%	38.1%	39.3%
	3 Somewhat inconvenient	Count	245	198	443
		% within Sample	16.8%	23.2%	19.1%
	4 Very inconvenient	Count	78	100	178
		% within Sample	5.3%	11.7%	7.7%
Total		Count	1459	855	2314
		% within Sample	100.0%	100.0%	100.0%

D1n How convenient is it for you to get to and/or make use of each of the following community assets and services within Albemarle County? - Public transportation system: Jaunt/Charlottesville Area Transit (CAT) * Sample Crosstabulation					
			Sample		Total
			Probability Sample	Non-Probability Sample	
D1n How convenient is it for you to get to and/or make use of each of the following community assets and services within Albemarle County? - Public transportation system: Jaunt/Charlottesville Area Transit (CAT)	1 Very convenient	Count	179	30	209
		% within Sample	21.6%	6.5%	16.2%
	2 Somewhat convenient	Count	289	105	394
		% within Sample	34.8%	22.7%	30.5%
	3 Somewhat inconvenient	Count	215	131	346
		% within Sample	25.9%	28.4%	26.8%
	4 Very inconvenient	Count	147	196	343
		% within Sample	17.7%	42.4%	26.5%
Total		Count	830	462	1292
		% within Sample	100.0%	100.0%	100.0%

D1o How convenient is it for you to get to and/or make use of each of the following community assets and services within Albemarle County? - Sidewalks and pedestrian walkways * Sample Crosstabulation					
			Sample		Total
			Probability Sample	Non-Probability Sample	
D1o How convenient is it for you to get to and/or make use of each of the following community assets and services within Albemarle County? - Sidewalks and pedestrian walkways	1 Very convenient	Count	216	58	274
		% within Sample	16.7%	8.0%	13.6%
	2 Somewhat convenient	Count	503	226	729
		% within Sample	38.9%	31.1%	36.1%
	3 Somewhat inconvenient	Count	359	242	601
		% within Sample	27.7%	33.3%	29.8%
	4 Very inconvenient	Count	216	200	416
		% within Sample	16.7%	27.5%	20.6%
Total		Count	1294	726	2020
		% within Sample	100.0%	100.0%	100.0%

D1p How convenient is it for you to get to and/or make use of each of the following community assets and services within Albemarle County? - Biking lanes * Sample Crosstabulation					
			Sample		Total
			Probability Sample	Non-Probability Sample	
D1p How convenient is it for you to get to and/or make use of each of the following community assets and services within Albemarle County? - Biking lanes	1 Very convenient	Count	149	43	192
		% within Sample	14.5%	7.4%	12.0%
	2 Somewhat convenient	Count	317	135	452
		% within Sample	30.9%	23.3%	28.2%
	3 Somewhat inconvenient	Count	304	188	492
		% within Sample	29.6%	32.5%	30.7%
	4 Very inconvenient	Count	256	213	469
		% within Sample	25.0%	36.8%	29.2%
Total		Count	1026	579	1605
		% within Sample	100.0%	100.0%	100.0%

D1q How convenient is it for you to get to and/or make use of each of the following community assets and services within Albemarle County? - Grocery stores * Sample Crosstabulation					
			Sample		Total
			Probability Sample	Non-Probability Sample	
D1q How convenient is it for you to get to and/or make use of each of the following community assets and services within Albemarle County? - Grocery stores	1 Very convenient	Count	958	411	1369
		% within Sample	64.9%	48.0%	58.7%
	2 Somewhat convenient	Count	426	349	775
		% within Sample	28.9%	40.8%	33.2%
	3 Somewhat inconvenient	Count	69	74	143
		% within Sample	4.7%	8.6%	6.1%
	4 Very inconvenient	Count	23	22	45
		% within Sample	1.6%	2.6%	1.9%
Total		Count	1476	856	2332
		% within Sample	100.0%	100.0%	100.0%

D1r How convenient is it for you to get to and/or make use of each of the following community assets and services within Albemarle County? - Shopping centers * Sample Crosstabulation					
			Sample		Total
			Probability Sample	Non-Probability Sample	
D1r How convenient is it for you to get to and/or make use of each of the following community assets and services within Albemarle County? - Shopping centers	1 Very convenient	Count	766	307	1073
		% within Sample	52.6%	36.2%	46.6%
	2 Somewhat convenient	Count	503	384	887
		% within Sample	34.6%	45.3%	38.5%
	3 Somewhat inconvenient	Count	132	102	234
		% within Sample	9.1%	12.0%	10.2%
	4 Very inconvenient	Count	54	55	109
		% within Sample	3.7%	6.5%	4.7%
Total		Count	1455	848	2303
		% within Sample	100.0%	100.0%	100.0%

d3hospital*sample Crosstabulation					
			Sample		Total
			Probability Sample	Non-Probability Sample	
d3hospital Barriers accessing hospitals ^a	D3HospitalFar Too far away/Does not exist in my part of the county	Count	80	73	153
		% within sample	5.7%	9.3%	
	D3HospitalExp Too expensive	Count	215	118	333
		% within sample	15.3%	15.0%	
	D3HospitalUnaware Unaware of program/how to access	Count	27	11	38
		% within sample	1.9%	1.4%	
	D3HospitalDontFit Don't feel welcome/Don't fit in	Count	5	13	18
		% within sample	0.3%	1.6%	
	D3HospitalNoBar Use and do not encounter any barriers	Count	1005	559	1564
		% within sample	71.8%	70.8%	
	D3HospitalNoUse Do not use	Count	106	55	161
		% within sample	7.6%	7.0%	
Total		Count	1400	789	2189
Percentages and totals are based on respondents.					
a. Dichotomy group tabulated at value 1.					

d3med*sample Crosstabulation					
			Sample		Total
			Probability Sample	Non-Probability Sample	
d3med Barriers accessing medical care ^a	D3MedFar Too far away/Does not exist in my part of the county	Count	46	34	80
		% within sample	3.3%	4.4%	
	D3MedExp Too expensive	Count	205	109	314
		% within sample	14.7%	14.0%	
	D3MedUnaware Unaware of program/how to access	Count	19	16	35
		% within sample	1.4%	2.1%	
	D3MedDontFit Don't feel welcome/Don't fit in	Count	7	11	18
		% within sample	0.5%	1.4%	
	D3MedNoBar Use and do not encounter any barriers	Count	1084	610	1694
		% within sample	77.7%	78.4%	
	D3MedNoUse Do not use	Count	58	22	80
		% within sample	4.2%	2.8%	
Total		Count	1395	778	2173
Percentages and totals are based on respondents.					
a. Dichotomy group tabulated at value 1.					

d3emerg*sample Crosstabulation					
			Sample		Total
			Probability Sample	Non-Probability Sample	
d3emerg Barriers accessing emergency services ^a	D3EmergFar Too far away/Does not exist in my part of the county	Count	30	38	68
		% within sample	2.2%	4.9%	
	D3EmergExp Too expensive	Count	92	42	134
		% within sample	6.8%	5.4%	
	D3EmergUnaware Unaware of program/how to access	Count	26	15	41
		% within sample	1.9%	1.9%	
	D3EmergDontFit Don't feel welcome/Don't fit in	Count	4	5	9
		% within sample	0.3%	0.6%	
	D3EmergNoBar Use and do not encounter any barriers	Count	736	338	1074
		% within sample	54.0%	43.6%	
	D3EmergNoUse Do not use	Count	489	348	837
		% within sample	35.9%	44.9%	
Total		Count	1363	775	2138
Percentages and totals are based on respondents.					
a. Dichotomy group tabulated at value 1.					

d3pubsch*sample Crosstabulation					
			Sample		Total
			Probability Sample	Non-Probability Sample	
d3pubsch Barriers accessing public schools ^a	D3PubSchFar Too far away/Does not exist in my part of the county	Count	18	22	40
		% within sample	1.3%	2.8%	
	D3PubSchUnaware Unaware of program/how to access	Count	12	9	21
		% within sample	0.9%	1.2%	
	D3PubSchDontFit Don't feel welcome/Don't fit in	Count	21	40	61
		% within sample	1.6%	5.2%	
	D3PubSchNoBar Use and do not encounter any barriers	Count	453	189	642
		% within sample	33.0%	24.5%	
	D3PubSchNoUse Do not use	Count	872	522	1394
		% within sample	63.4%	67.5%	
Total		Count	1375	773	2148
Percentages and totals are based on respondents.					
a. Dichotomy group tabulated at value 1.					

d3library*sample Crosstabulation					
			Sample		Total
			Probability Sample	Non-Probability Sample	
d3library Barriers accessing libraries ^a	D3LibraryFar Too far away/Does not exist in my part of the county	Count	99	89	188
		% within sample	7.3%	11.6%	
	D3LibraryUnaware Unaware of program/how to access	Count	33	15	48
		% within sample	2.5%	1.9%	
	D3LibraryDontFit Don't feel welcome/Don't fit in	Count	9	23	32
		% within sample	0.7%	3.0%	
	D3LibraryNoBar Use and do not encounter any barriers	Count	906	469	1375
		% within sample	66.6%	60.9%	
	D3LibraryNoUse Do not use	Count	321	186	507
		% within sample	23.6%	24.2%	
Total		Count	1362	770	2132
Percentages and totals are based on respondents.					
a. Dichotomy group tabulated at value 1.					

d3child*sample Crosstabulation					
			Sample		Total
			Probability Sample	Non-Probability Sample	
d3child Barriers accessing child care ^a	D3ChildFar Too far away/Does not exist in my part of the county	Count	25	21	46
		% within sample	1.7%	2.7%	
	D3ChildExp Too expensive	Count	92	53	145
		% within sample	6.6%	6.8%	
	D3ChildUnaware Unaware of program/how to access	Count	21	8	29
		% within sample	1.5%	1.0%	
	D3ChildDontFit Don't feel welcome/Don't fit in	Count	3	3	6
		% within sample	0.2%	0.4%	
	D3ChildNoBar Use and do not encounter any barriers	Count	100	33	133
		% within sample	7.1%	4.2%	
	D3ChildNoUse Do not use	Count	1180	682	1862
		% within sample	84.0%	86.9%	
Total		Count	1404	785	2189
Percentages and totals are based on respondents.					
a. Dichotomy group tabulated at value 1.					

d3worship*sample Crosstabulation					
			Sample		Total
			Probability Sample	Non-Probability Sample	
d3worship Barriers accessing places of worship ^a	D3WorshipFar Too far away/Does not exist in my part of the county	Count	26	23	49
		% within sample	1.9%	2.9%	
	D3WorshipUnaware Unaware of program/how to access	Count	12	7	19
		% within sample	0.8%	0.9%	
	D3WorshipDontFit Don't feel welcome/Don't fit in	Count	15	29	44
		% within sample	1.1%	3.7%	
	D3WorshipNoBar Use and do not encounter any barriers	Count	791	421	1212
		% within sample	57.5%	53.8%	
	D3WorshipNoUse Do not use	Count	534	311	845
		% within sample	38.8%	39.7%	
Total		Count	1375	783	2158
Percentages and totals are based on respondents.					
a. Dichotomy group tabulated at value 1.					

d3commcnt*sample Crosstabulation					
			Sample		Total
			Probability Sample	Non-Probability Sample	
d3commcnt Barriers accessing community centers ^a	D3CommCntFar Too far away/Does not exist in my part of the county	Count	90	95	185
		% within sample	6.4%	12.1%	
	D3CommCntExp Too expensive	Count	11	16	27
		% within sample	0.8%	2.0%	
	D3CommCntUnaware Unaware of program/how to access	Count	138	100	238
		% within sample	9.9%	12.8%	
	D3CommCntDontFit Don't feel welcome/Don't fit in	Count	13	25	38
		% within sample	0.9%	3.2%	
	D3CommCntNoBar Use and do not encounter any barriers	Count	377	130	507
		% within sample	27.1%	16.6%	
	D3CommCntNoUse Do not use	Count	787	448	1235
		% within sample	56.7%	57.3%	
Total		Count	1389	782	2171
Percentages and totals are based on respondents.					
a. Dichotomy group tabulated at value 1.					

d3cultorg*sample Crosstabulation					
			Sample		Total
			Probability Sample	Non-Probability Sample	
d3cultorg Barriers accessing cultural organizations ^a	D3CultOrgFar Too far away/Does not exist in my part of the county	Count	131	129	260
		% within sample	9.7%	16.5%	
	D3CultOrgExp Too expensive	Count	39	46	85
		% within sample	2.9%	5.9%	
	D3CultOrgUnaware Unaware of program/how to access	Count	99	65	164
		% within sample	7.3%	8.3%	
	D3CultOrgDontFit Don't feel welcome/Don't fit in	Count	28	25	53
		% within sample	2.0%	3.2%	
	D3CultOrgNoBar Use and do not encounter any barriers	Count	793	403	1196
		% within sample	58.3%	51.6%	
	D3CultOrgNoUse Do not use	Count	293	152	445
		% within sample	21.6%	19.5%	
Total		Count	1359	781	2140
Percentages and totals are based on respondents.					
a. Dichotomy group tabulated at value 1.					

d3park*sample Crosstabulation					
			Sample		Total
			Probability Sample	Non-Probability Sample	
d3park Barriers accessing parks ^a	D3ParkFar Too far away/Does not exist in my part of the county	Count	103	80	183
		% within sample	7.5%	10.3%	
	D3ParkExp Too expensive	Count	11	6	17
		% within sample	0.8%	0.8%	
	D3ParkUnaware Unaware of program/how to access	Count	45	18	63
		% within sample	3.3%	2.3%	
	D3ParkDontFit Don't feel welcome/Don't fit in	Count	11	15	26
		% within sample	0.8%	1.9%	
	D3ParkNoBar Use and do not encounter any barriers	Count	1021	532	1553
		% within sample	74.6%	68.8%	
	D3ParkNoUse Do not use	Count	194	130	324
		% within sample	14.1%	16.8%	
Total		Count	1369	773	2142
Percentages and totals are based on respondents.					
a. Dichotomy group tabulated at value 1.					

d3trail*sample Crosstabulation					
			Sample		Total
			Probability Sample	Non-Probability Sample	
d3trail Barriers accessing greenway trails ^a	D3TrailFar Too far away/Does not exist in my part of the county	Count	114	97	211
		% within sample	8.3%	12.5%	
	D3TrailUnaware Unaware of program/how to access	Count	92	64	156
		% within sample	6.7%	8.2%	
	D3TrailDontFit Don't feel welcome/Don't fit in	Count	6	16	22
		% within sample	0.4%	2.1%	
	D3TrailNoBar Use and do not encounter any barriers	Count	724	365	1089
		% within sample	52.7%	47.0%	
	D3TrailNoUse Do not use	Count	449	253	702
		% within sample	32.7%	32.6%	
Total		Count	1373	777	2150
Percentages and totals are based on respondents.					
a. Dichotomy group tabulated at value 1.					

d3wasterec*sample Crosstabulation					
			Sample		Total
			Probability Sample	Non-Probability Sample	
d3wasterec Barriers accessing solid waste and recycling services ^a	D3WasteRecFar Too far away/Does not exist in my part of the county	Count	338	274	612
		% within sample	24.4%	34.9%	
	D3WasteRecExp Too expensive	Count	61	47	108
		% within sample	4.4%	6.0%	
	D3WasteRecUnaware Unaware of program/how to access	Count	128	70	198
		% within sample	9.2%	8.9%	
	D3WasteRecDontFit Don't feel welcome/Don't fit in	Count	14	10	24
		% within sample	1.0%	1.3%	
	D3WasteRecNoBar Use and do not encounter any barriers	Count	648	284	932
		% within sample	46.8%	36.2%	
	D3WasteRecNoUse Do not use	Count	245	135	380
		% within sample	17.7%	17.2%	
Total		Count	1383	784	2167
Percentages and totals are based on respondents.					
a. Dichotomy group tabulated at value 1.					

d3pubtrans*sample Crosstabulation					
			Sample		Total
			Probability Sample	Non-Probability Sample	
d3pubtrans Barriers accessing public transportation system ^a	D3PubTransFar Too far away/Does not exist in my part of the county	Count	126	164	290
		% within sample	9.1%	20.7%	
	D3PubTransExp Too expensive	Count	6	14	20
		% within sample	0.4%	1.8%	
	D3PubTransUnaware Unaware of program/how to access	Count	67	62	129
		% within sample	4.8%	7.8%	
	D3PubTransDontFit Don't feel welcome/Don't fit in	Count	16	12	28
		% within sample	1.1%	1.5%	
	D3PubTransNoBar Use and do not encounter any barriers	Count	190	50	240
		% within sample	13.6%	6.3%	
	D3PubTransNoUse Do not use	Count	1003	529	1532
		% within sample	72.0%	66.9%	
Total		Count	1393	791	2184
Percentages and totals are based on respondents.					
a. Dichotomy group tabulated at value 1.					

d3sidewalk*sample Crosstabulation					
			Sample		Total
			Probability Sample	Non-Probability Sample	
d3sidewalk Barriers accessing sidewalks and pedestrian walkways ^a	D3SidewalkFar Too far away/Does not exist in my part of the county	Count	330	283	613
		% within sample	24.4%	36.8%	
	D3SidewalkUnaware Unaware of program/how to access	Count	30	19	49
		% within sample	2.2%	2.5%	
	D3SidewalkDontFit Don't feel welcome/Don't fit in	Count	21	19	40
		% within sample	1.6%	2.5%	
	D3SidewalkNoBar Use and do not encounter any barriers	Count	673	248	921
		% within sample	49.8%	32.3%	
	D3SidewalkNoUse Do not use	Count	306	209	515
		% within sample	22.6%	27.2%	
Total		Count	1350	768	2118
Percentages and totals are based on respondents.					
a. Dichotomy group tabulated at value 1.					

d3bike*sample Crosstabulation					
			Sample		Total
			Probability Sample	Non-Probability Sample	
d3bike Barriers accessing biking lanes ^a	D3BikeFar Too far away/Does not exist in my part of the county	Count	257	242	499
		% within sample	18.8%	30.9%	
	D3BikeUnaware Unaware of program/how to access	Count	39	20	59
		% within sample	2.8%	2.6%	
	D3BikeDontFit Don't feel welcome/Don't fit in	Count	23	28	51
		% within sample	1.7%	3.6%	
	D3BikeNoBar Use and do not encounter any barriers	Count	174	44	218
		% within sample	12.7%	5.6%	
	D3BikeNoUse Do not use	Count	887	462	1349
		% within sample	64.9%	59.1%	
Total		Count	1368	782	2150
Percentages and totals are based on respondents.					
a. Dichotomy group tabulated at value 1.					

d3grocery*sample Crosstabulation					
			Sample		Total
			Probability Sample	Non-Probability Sample	
d3grocery Barriers accessing grocery stores ^a	D3GroceryFar Too far away/Does not exist in my part of the county	Count	49	66	115
		% within sample	3.6%	8.6%	
	D3GroceryExp Too expensive	Count	41	30	71
		% within sample	3.0%	3.9%	
	D3GroceryUnaware Unaware of program/how to access	Count	10	4	14
		% within sample	0.7%	0.5%	
	D3GroceryDontFit Don't feel welcome/Don't fit in	Count	7	4	11
		% within sample	0.5%	0.5%	
	D3GroceryNoBar Use and do not encounter any barriers	Count	1260	676	1936
		% within sample	91.9%	87.8%	
	D3GroceryNoUse Do not use	Count	15	8	23
		% within sample	1.1%	1.0%	
Total		Count	1371	770	2141
Percentages and totals are based on respondents.					
a. Dichotomy group tabulated at value 1.					

d3shop*sample Crosstabulation					
			Sample		Total
			Probability Sample	Non-Probability Sample	
d3shop Barriers accessing shopping centers ^a	D3ShopFar Too far away/Does not exist in my part of the county	Count	109	110	219
		% within sample	8.0%	14.5%	
	D3ShopExp Too expensive	Count	34	32	66
		% within sample	2.5%	4.2%	
	D3ShopUnaware Unaware of program/how to access	Count	12	7	19
		% within sample	0.9%	0.9%	
	D3ShopDontFit Don't feel welcome/Don't fit in	Count	8	11	19
		% within sample	0.6%	1.4%	
	D3ShopNoBar Use and do not encounter any barriers	Count	1181	589	1770
		% within sample	86.7%	77.5%	
	D3ShopNoUse Do not use	Count	31	26	57
		% within sample	2.3%	3.4%	
Total		Count	1363	760	2123
Percentages and totals are based on respondents.					
a. Dichotomy group tabulated at value 1.					

E1 Generally, how important do you think it is for Albemarle County to support economic development in the county? * Sample Crosstabulation					
			Sample		Total
			Probability Sample	Non-Probability Sample	
E1 Generally, how important do you think it is for Albemarle County to support economic development in the county?	1 Very important	Count	536	324	860
		% within Sample	38.1%	40.7%	39.0%
	2 Important	Count	490	203	693
		% within Sample	34.8%	25.5%	31.4%
	3 Somewhat important	Count	182	126	308
		% within Sample	12.9%	15.8%	14.0%
	4 Slightly important	Count	69	49	118
		% within Sample	4.9%	6.1%	5.4%
	5 Not at all important	Count	41	40	81
		% within Sample	2.9%	5.0%	3.7%
6 Depends	Count	89	55	144	
	% within Sample	6.3%	6.9%	6.5%	
Total		Count	1407	797	2204
		% within Sample	100.0%	100.0%	100.0%

E2a The list below includes different kinds of development. For each one, please tell us whether you think the amount of development in Albemarle County is too low, about right, or too high. - Residential development (either built or approved) * Sample Crosstabulation					
			Sample		Total
			Probability Sample	Non-Probability Sample	
E2a The list below includes different kinds of development. For each one, please tell us whether you think the amount of development in Albemarle County is too low, about right, or too high. - Residential development (either built or approved)	1 Too low	Count	130	86	216
		% within Sample	9.9%	11.2%	10.3%
	2 About right	Count	498	237	735
		% within Sample	37.8%	30.7%	35.2%
	3 Too high	Count	690	448	1138
		% within Sample	52.4%	58.1%	54.5%
	Total	Count	1318	771	2089
		% within Sample	100.0%	100.0%	100.0%

E2b The list below includes different kinds of development. For each one, please tell us whether you think the amount of development in Albemarle County is too low, about right, or too high. - Office development (either built or approved) * Sample Crosstabulation					
			Sample		Total
			Probability Sample	Non-Probability Sample	
E2b The list below includes different kinds of development. For each one, please tell us whether you think the amount of development in Albemarle County is too low, about right, or too high. - Office development (either built or approved)	1 Too low	Count	96	102	198
		% within Sample	8.7%	15.0%	11.1%
	2 About right	Count	696	373	1069
		% within Sample	63.1%	54.9%	60.0%
	3 Too high	Count	311	205	516
		% within Sample	28.2%	30.1%	28.9%
Total		Count	1103	680	1783
		% within Sample	100.0%	100.0%	100.0%

E2c The list below includes different kinds of development. For each one, please tell us whether you think the amount of development in Albemarle County is too low, about right, or too high. - Retail development (either built or approved) * Sample Crosstabulation					
			Sample		Total
			Probability Sample	Non-Probability Sample	
E2c The list below includes different kinds of development. For each one, please tell us whether you think the amount of development in Albemarle County is too low, about right, or too high. - Retail development (either built or approved)	1 Too low	Count	209	160	369
		% within Sample	16.2%	21.4%	18.1%
	2 About right	Count	641	327	968
		% within Sample	49.8%	43.7%	47.6%
	3 Too high	Count	437	261	698
		% within Sample	34.0%	34.9%	34.3%
Total		Count	1287	748	2035
		% within Sample	100.0%	100.0%	100.0%

E2d The list below includes different kinds of development. For each one, please tell us whether you think the amount of development in Albemarle County is too low, about right, or too high. - Industrial development (either built or approved) * Sample Crosstabulation					
			Sample		Total
			Probability Sample	Non-Probability Sample	
E2d The list below includes different kinds of development. For each one, please tell us whether you think the amount of development in Albemarle County is too low, about right, or too high. - Industrial development (either built or approved)	1 Too low	Count	286	257	543
		% within Sample	29.1%	42.1%	34.1%
	2 About right	Count	497	242	739
		% within Sample	50.6%	39.6%	46.4%
	3 Too high	Count	199	112	311
		% within Sample	20.3%	18.3%	19.5%
	Total		Count	982	611
			% within Sample	100.0%	100.0%

E3 We now want to ask you more about your opinion on how the County should be growing. What is your opinion of the County's rate of growth over the past few years? * Sample Crosstabulation					
			Sample		Total
			Probability Sample	Non-Probability Sample	
E3 We now want to ask you more about your opinion on how the County should be growing. What is your opinion of the County's rate of growth over the past few years?	1 Much too fast	Count	399	300	699
		% within Sample	29.4%	39.0%	32.9%
	2 A little too fast	Count	519	240	759
		% within Sample	38.2%	31.2%	35.7%
	3 About right	Count	363	166	529
		% within Sample	26.8%	21.6%	24.9%
	4 A little too slow	Count	57	40	97
		% within Sample	4.2%	5.2%	4.6%
	5 Much too slow	Count	19	23	42
		% within Sample	1.4%	3.0%	2.0%
Total		Count	1357	769	2126
		% within Sample	100.0%	100.0%	100.0%

E4a How do you think future growth and development will affect each of the following areas in Albemarle County? - Housing affordability * Sample Crosstabulation					
			Sample		Total
			Probability Sample	Non-Probability Sample	
E4a How do you think future growth and development will affect each of the following areas in Albemarle County? - Housing affordability	1 A lot worse	Count	599	357	956
		% within Sample	44.4%	47.3%	45.5%
	2 A little worse	Count	435	213	648
		% within Sample	32.3%	28.2%	30.8%
	3 Neither better nor worse	Count	146	119	265
		% within Sample	10.8%	15.8%	12.6%
	4 A little better	Count	134	47	181
		% within Sample	9.9%	6.2%	8.6%
Total		Count	1348	755	2103
		% within Sample	100.0%	100.0%	100.0%

E4b How do you think future growth and development will affect each of the following areas in Albemarle County? - Schools or community services * Sample Crosstabulation					
			Sample		Total
			Probability Sample	Non-Probability Sample	
E4b How do you think future growth and development will affect each of the following areas in Albemarle County? - Schools or community services	1 A lot worse	Count	290	261	551
		% within Sample	23.7%	36.1%	28.3%
	2 A little worse	Count	432	248	680
		% within Sample	35.4%	34.3%	35.0%
	3 Neither better nor worse	Count	262	130	392
		% within Sample	21.4%	18.0%	20.2%
	4 A little better	Count	192	61	253
		% within Sample	15.7%	8.4%	13.0%
Total		Count	1222	722	1944
		% within Sample	100.0%	100.0%	100.0%

E4c How do you think future growth and development will affect each of the following areas in Albemarle County? - Ease of getting around by car * Sample Crosstabulation					
			Sample		Total
			Probability Sample	Non-Probability Sample	
E4c How do you think future growth and development will affect each of the following areas in Albemarle County? - Ease of getting around by car	1 A lot worse	Count	636	450	1086
		% within Sample	44.9%	57.1%	49.2%
	2 A little worse	Count	517	231	748
		% within Sample	36.5%	29.3%	33.9%
	3 Neither better nor worse	Count	161	80	241
		% within Sample	11.4%	10.2%	10.9%
	4 A little better	Count	78	17	95
		% within Sample	5.5%	2.2%	4.3%
Total		Count	1418	788	2206
		% within Sample	100.0%	100.0%	100.0%

E4d How do you think future growth and development will affect each of the following areas in Albemarle County? - Parking * Sample Crosstabulation					
			Sample		Total
			Probability Sample	Non-Probability Sample	
E4d How do you think future growth and development will affect each of the following areas in Albemarle County? - Parking	1 A lot worse	Count	577	405	982
		% within Sample	41.9%	52.7%	45.8%
	2 A little worse	Count	500	225	725
		% within Sample	36.3%	29.3%	33.8%
	3 Neither better nor worse	Count	230	117	347
		% within Sample	16.7%	15.2%	16.2%
	4 A little better	Count	51	12	63
		% within Sample	3.7%	1.6%	2.9%
Total		Count	1376	768	2144
		% within Sample	100.0%	100.0%	100.0%

E4e How do you think future growth and development will affect each of the following areas in Albemarle County? - Job availability * Sample Crosstabulation					
			Sample		Total
			Probability Sample	Non-Probability Sample	
E4e How do you think future growth and development will affect each of the following areas in Albemarle County? - Job availability	1 A lot worse	Count	95	96	191
		% within Sample	7.8%	14.3%	10.1%
	2 A little worse	Count	172	84	256
		% within Sample	14.1%	12.5%	13.5%
	3 Neither better nor worse	Count	348	207	555
		% within Sample	28.5%	30.8%	29.3%
	4 A little better	Count	477	216	693
		% within Sample	39.1%	32.1%	36.6%
Total		Count	1220	672	1892
		% within Sample	100.0%	100.0%	100.0%

E4f How do you think future growth and development will affect each of the following areas in Albemarle County? - Rural character/beauty * Sample Crosstabulation					
			Sample		Total
			Probability Sample	Non-Probability Sample	
E4f How do you think future growth and development will affect each of the following areas in Albemarle County? - Rural character/beauty	1 A lot worse	Count	487	333	820
		% within Sample	34.9%	42.5%	37.6%
	2 A little worse	Count	467	220	687
		% within Sample	33.5%	28.1%	31.5%
	3 Neither better nor worse	Count	311	192	503
		% within Sample	22.3%	24.5%	23.1%
	4 A little better	Count	91	24	115
		% within Sample	6.5%	3.1%	5.3%
Total		Count	1395	783	2178
		% within Sample	100.0%	100.0%	100.0%

E4g How do you think future growth and development will affect each of the following areas in Albemarle County? - Safety * Sample Crosstabulation					
			Sample		Total
			Probability Sample	Non-Probability Sample	
E4g How do you think future growth and development will affect each of the following areas in Albemarle County? - Safety	1 A lot worse	Count	185	195	380
		% within Sample	13.8%	25.7%	18.1%
	2 A little worse	Count	432	247	679
		% within Sample	32.3%	32.6%	32.4%
	3 Neither better nor worse	Count	557	274	831
		% within Sample	41.7%	36.1%	39.7%
	4 A little better	Count	125	27	152
		% within Sample	9.3%	3.6%	7.3%
	5 A lot better	Count	38	15	53
		% within Sample	2.8%	2.0%	2.5%
Total	Count		1337	758	2095
	% within Sample		100.0%	100.0%	100.0%

E4h How do you think future growth and development will affect each of the following areas in Albemarle County? - Overall quality of living * Sample Crosstabulation					
			Sample		Total
			Probability Sample	Non-Probability Sample	
E4h How do you think future growth and development will affect each of the following areas in Albemarle County? - Overall quality of living	1 A lot worse	Count	200	185	385
		% within Sample	14.4%	23.9%	17.8%
	2 A little worse	Count	490	306	796
		% within Sample	35.2%	39.5%	36.7%
	3 Neither better nor worse	Count	427	193	620
		% within Sample	30.7%	24.9%	28.6%
	4 A little better	Count	212	58	270
		% within Sample	15.2%	7.5%	12.5%
	5 A lot better	Count	63	33	96
		% within Sample	4.5%	4.3%	4.4%
Total		Count	1392	775	2167
		% within Sample	100.0%	100.0%	100.0%

E4i How do you think future growth and development will affect each of the following areas in Albemarle County? - Something else (please specify): * Sample Crosstabulation					
			Sample		Total
			Probability Sample	Non-Probability Sample	
E4i How do you think future growth and development will affect each of the following areas in Albemarle County? - Something else (please specify):	1 A lot worse	Count	82	65	147
		% within Sample	65.1%	69.9%	67.1%
	2 A little worse	Count	17	8	25
		% within Sample	13.5%	8.6%	11.4%
	3 Neither better nor worse	Count	12	10	22
		% within Sample	9.5%	10.8%	10.0%
	4 A little better	Count	5	3	8
		% within Sample	4.0%	3.2%	3.7%
	5 A lot better	Count	10	7	17
		% within Sample	7.9%	7.5%	7.8%
Total	Count		126	93	219
	% within Sample		100.0%	100.0%	100.0%

E5a For each item below, please tell us whether you agree or disagree with the statement - Residential development of the land in the County is happening too quickly
*** Sample Crosstabulation**

			Sample		Total
			Probability Sample	Non-Probability Sample	
E5a For each item below, please tell us whether you agree or disagree with the statement - Residential development of the land in the County is happening too quickly	1 Strongly agree	Count	588	385	973
		% within Sample	43.2%	50.1%	45.7%
	2 Somewhat agree	Count	512	208	720
		% within Sample	37.6%	27.0%	33.8%
	3 Somewhat disagree	Count	192	121	313
		% within Sample	14.1%	15.7%	14.7%
	4 Strongly disagree	Count	68	55	123
		% within Sample	5.0%	7.2%	5.8%
Total		Count	1360	769	2129
		% within Sample	100.0%	100.0%	100.0%

E5b For each item below, please tell us whether you agree or disagree with the statement - Commercial development of the land in the County is happening too quickly
*** Sample Crosstabulation**

			Sample		Total
			Probability Sample	Non-Probability Sample	
E5b For each item below, please tell us whether you agree or disagree with the statement - Commercial development of the land in the County is happening too quickly	1 Strongly agree	Count	374	193	567
		% within Sample	29.1%	26.3%	28.1%
	2 Somewhat agree	Count	483	242	725
		% within Sample	37.6%	32.9%	35.9%
	3 Somewhat disagree	Count	346	196	542
		% within Sample	26.9%	26.7%	26.8%
	4 Strongly disagree	Count	81	104	185
		% within Sample	6.3%	14.1%	9.2%
Total		Count	1284	735	2019
		% within Sample	100.0%	100.0%	100.0%

E5c For each item below, please tell us whether you agree or disagree with the statement - It is more important to preserve farmland in the County than it is to have more development
*** Sample Crosstabulation**

			Sample		Total
			Probability Sample	Non-Probability Sample	
E5c For each item below, please tell us whether you agree or disagree with the statement - It is more important to preserve farmland in the County than it is to have more development	1 Strongly agree	Count	578	328	906
		% within Sample	42.4%	42.7%	42.5%
	2 Somewhat agree	Count	475	229	704
		% within Sample	34.8%	29.8%	33.0%
	3 Somewhat disagree	Count	238	157	395
		% within Sample	17.5%	20.4%	18.5%
	4 Strongly disagree	Count	72	55	127
		% within Sample	5.3%	7.2%	6.0%
Total		Count	1363	769	2132
		% within Sample	100.0%	100.0%	100.0%

E5d For each item below, please tell us whether you agree or disagree with the statement - It is important to have less development in the County even if it means you may pay more in taxes * Sample Crosstabulation					
			Sample		Total
			Probability Sample	Non-Probability Sample	
E5d For each item below, please tell us whether you agree or disagree with the statement - It is important to have less development in the County even if it means you may pay more in taxes	1 Strongly agree	Count	227	142	369
		% within Sample	17.3%	18.8%	17.9%
	2 Somewhat agree	Count	484	210	694
		% within Sample	36.9%	27.9%	33.6%
	3 Somewhat disagree	Count	396	178	574
		% within Sample	30.2%	23.6%	27.8%
	4 Strongly disagree	Count	206	224	430
		% within Sample	15.7%	29.7%	20.8%
Total		Count	1313	754	2067
		% within Sample	100.0%	100.0%	100.0%

E5e For each item below, please tell us whether you agree or disagree with the statement - It is better to have more homes on smaller lots and set aside areas for open space in order to permanently preserve land and maintain the character of the community * Sample Crosstabulation					
			Sample		Total
			Probability Sample	Non-Probability Sample	
E5e For each item below, please tell us whether you agree or disagree with the statement - It is better to have more homes on smaller lots and set aside areas for open space in order to permanently preserve land and maintain the character of the community	1 Strongly agree	Count	373	162	535
		% within Sample	27.8%	21.9%	25.7%
	2 Somewhat agree	Count	519	273	792
		% within Sample	38.7%	36.9%	38.1%
	3 Somewhat disagree	Count	299	160	459
		% within Sample	22.3%	21.7%	22.1%
	4 Strongly disagree	Count	151	144	295
		% within Sample	11.3%	19.5%	14.2%
Total		Count	1342	739	2081
		% within Sample	100.0%	100.0%	100.0%

E5f For each item below, please tell us whether you agree or disagree with the statement - It is better to have neighborhoods in which there is a mix of low-, middle-, and high-income housing options * Sample Crosstabulation					
			Sample		Total
			Probability Sample	Non-Probability Sample	
E5f For each item below, please tell us whether you agree or disagree with the statement - It is better to have neighborhoods in which there is a mix of low-, middle-, and high-income housing options	1 Strongly agree	Count	420	209	629
		% within Sample	31.2%	28.1%	30.1%
	2 Somewhat agree	Count	527	224	751
		% within Sample	39.1%	30.1%	35.9%
	3 Somewhat disagree	Count	255	165	420
		% within Sample	18.9%	22.1%	20.1%
	4 Strongly disagree	Count	145	147	292
		% within Sample	10.8%	19.7%	14.0%
Total		Count	1347	745	2092
		% within Sample	100.0%	100.0%	100.0%

E5g For each item below, please tell us whether you agree or disagree with the statement - It is better to have neighborhoods in which there is a mix of housing options and small-scale retail and office development * Sample Crosstabulation					
			Sample		Total
			Probability Sample	Non-Probability Sample	
E5g For each item below, please tell us whether you agree or disagree with the statement - It is better to have neighborhoods in which there is a mix of housing options and small-scale retail and office development	1 Strongly agree	Count	319	177	496
		% within Sample	23.8%	24.0%	23.9%
	2 Somewhat agree	Count	648	305	953
		% within Sample	48.4%	41.3%	45.9%
	3 Somewhat disagree	Count	256	152	408
		% within Sample	19.1%	20.6%	19.6%
	4 Strongly disagree	Count	115	105	220
		% within Sample	8.6%	14.2%	10.6%
Total		Count	1338	739	2077
		% within Sample	100.0%	100.0%	100.0%

F1a Thinking about transportation in Albemarle County, please tell us whether you have concerns about - Traffic congestion * Sample Crosstabulation					
			Sample		Total
			Probability Sample	Non-Probability Sample	
F1a Thinking about transportation in Albemarle County, please tell us whether you have concerns about - Traffic congestion	1 Very concerned	Count	649	396	1045
		% within Sample	44.3%	49.8%	46.3%
	2 Concerned	Count	424	216	640
		% within Sample	29.0%	27.2%	28.3%
	3 Somewhat concerned	Count	208	92	300
		% within Sample	14.2%	11.6%	13.3%
	4 Slightly concerned	Count	114	61	175
		% within Sample	7.8%	7.7%	7.7%
	5 Not at all concerned	Count	69	30	99
		% within Sample	4.7%	3.8%	4.4%
Total		Count	1464	795	2259
		% within Sample	100.0%	100.0%	100.0%

F1b Thinking about transportation in Albemarle County, please tell us whether you have concerns about - Road quality * Sample Crosstabulation					
			Sample		Total
			Probability Sample	Non-Probability Sample	
F1b Thinking about transportation in Albemarle County, please tell us whether you have concerns about - Road quality	1 Very concerned	Count	346	247	593
		% within Sample	23.8%	31.1%	26.4%
	2 Concerned	Count	403	242	645
		% within Sample	27.8%	30.4%	28.7%
	3 Somewhat concerned	Count	291	148	439
		% within Sample	20.0%	18.6%	19.5%
	4 Slightly concerned	Count	187	77	264
		% within Sample	12.9%	9.7%	11.7%
	5 Not at all concerned	Count	225	81	306
		% within Sample	15.5%	10.2%	13.6%
Total		Count	1452	795	2247
		% within Sample	100.0%	100.0%	100.0%

F1c Thinking about transportation in Albemarle County, please tell us whether you have concerns about - Safety related to bicycling * Sample Crosstabulation					
			Sample		Total
			Probability Sample	Non-Probability Sample	
F1c Thinking about transportation in Albemarle County, please tell us whether you have concerns about - Safety related to bicycling	1 Very concerned	Count	418	207	625
		% within Sample	30.9%	27.5%	29.7%
	2 Concerned	Count	310	159	469
		% within Sample	22.9%	21.1%	22.3%
	3 Somewhat concerned	Count	256	125	381
		% within Sample	18.9%	16.6%	18.1%
	4 Slightly concerned	Count	186	89	275
		% within Sample	13.8%	11.8%	13.1%
	5 Not at all concerned	Count	182	173	355
		% within Sample	13.5%	23.0%	16.9%
Total		Count	1352	753	2105
		% within Sample	100.0%	100.0%	100.0%

F1d Thinking about transportation in Albemarle County, please tell us whether you have concerns about - Pedestrian safety * Sample Crosstabulation					
			Sample		Total
			Probability Sample	Non-Probability Sample	
F1d Thinking about transportation in Albemarle County, please tell us whether you have concerns about - Pedestrian safety	1 Very concerned	Count	369	216	585
		% within Sample	25.9%	27.7%	26.6%
	2 Concerned	Count	388	195	583
		% within Sample	27.3%	25.0%	26.5%
	3 Somewhat concerned	Count	281	149	430
		% within Sample	19.7%	19.1%	19.5%
	4 Slightly concerned	Count	230	121	351
		% within Sample	16.2%	15.5%	15.9%
	5 Not at all concerned	Count	155	98	253
		% within Sample	10.9%	12.6%	11.5%
Total		Count	1423	779	2202
		% within Sample	100.0%	100.0%	100.0%

F1e Thinking about transportation in Albemarle County, please tell us whether you have concerns about - Residential parking * Sample Crosstabulation					
			Sample		Total
			Probability Sample	Non-Probability Sample	
F1e Thinking about transportation in Albemarle County, please tell us whether you have concerns about - Residential parking	1 Very concerned	Count	195	102	297
		% within Sample	14.0%	13.4%	13.8%
	2 Concerned	Count	260	112	372
		% within Sample	18.7%	14.7%	17.3%
	3 Somewhat concerned	Count	252	134	386
		% within Sample	18.1%	17.6%	18.0%
	4 Slightly concerned	Count	218	110	328
		% within Sample	15.7%	14.5%	15.3%
	5 Not at all concerned	Count	465	302	767
		% within Sample	33.5%	39.7%	35.7%
Total		Count	1390	760	2150
		% within Sample	100.0%	100.0%	100.0%

F1f Thinking about transportation in Albemarle County, please tell us whether you have concerns about - Commercial/retail parking * Sample Crosstabulation					
			Sample		Total
			Probability Sample	Non-Probability Sample	
F1f Thinking about transportation in Albemarle County, please tell us whether you have concerns about - Commercial/retail parking	1 Very concerned	Count	187	95	282
		% within Sample	13.2%	12.2%	12.8%
	2 Concerned	Count	271	128	399
		% within Sample	19.1%	16.4%	18.1%
	3 Somewhat concerned	Count	275	153	428
		% within Sample	19.4%	19.6%	19.4%
	4 Slightly concerned	Count	235	116	351
		% within Sample	16.5%	14.9%	15.9%
	5 Not at all concerned	Count	453	288	741
		% within Sample	31.9%	36.9%	33.7%
Total		Count	1421	780	2201
		% within Sample	100.0%	100.0%	100.0%

F2a How important is it for Albemarle County to allocate tax dollars to - Parks and recreation facilities, programs, and services * Sample Crosstabulation					
			Sample		Total
			Probability Sample	Non-Probability Sample	
F2a How important is it for Albemarle County to allocate tax dollars to - Parks and recreation facilities, programs, and services	1 Very important	Count	488	203	691
		% within Sample	34.3%	25.8%	31.3%
	2 Important	Count	541	261	802
		% within Sample	38.1%	33.2%	36.3%
	3 Somewhat important	Count	280	176	456
		% within Sample	19.7%	22.4%	20.7%
	4 Slightly important	Count	90	102	192
		% within Sample	6.3%	13.0%	8.7%
	5 Not at all important	Count	22	44	66
		% within Sample	1.5%	5.6%	3.0%
Total		Count	1421	786	2207
		% within Sample	100.0%	100.0%	100.0%

F2b How important is it for Albemarle County to allocate tax dollars to - Improvements to roads, bike/pedestrian paths, and public transit * Sample Crosstabulation					
			Sample		Total
			Probability Sample	Non-Probability Sample	
F2b How important is it for Albemarle County to allocate tax dollars to - Improvements to roads, bike/pedestrian paths, and public transit	1 Very important	Count	622	291	913
		% within Sample	43.3%	37.0%	41.1%
	2 Important	Count	518	259	777
		% within Sample	36.1%	33.0%	35.0%
	3 Somewhat important	Count	206	126	332
		% within Sample	14.3%	16.0%	14.9%
	4 Slightly important	Count	67	65	132
		% within Sample	4.7%	8.3%	5.9%
	5 Not at all important	Count	23	45	68
		% within Sample	1.6%	5.7%	3.1%
Total		Count	1436	786	2222
		% within Sample	100.0%	100.0%	100.0%

F2c How important is it for Albemarle County to allocate tax dollars to - Improvement/Expansion of school facilities * Sample Crosstabulation					
			Sample		Total
			Probability Sample	Non-Probability Sample	
F2c How important is it for Albemarle County to allocate tax dollars to - Improvement/Expansion of school facilities	1 Very important	Count	550	246	796
		% within Sample	41.0%	32.4%	37.9%
	2 Important	Count	466	236	702
		% within Sample	34.8%	31.1%	33.4%
	3 Somewhat important	Count	209	125	334
		% within Sample	15.6%	16.4%	15.9%
	4 Slightly important	Count	77	95	172
		% within Sample	5.7%	12.5%	8.2%
	5 Not at all important	Count	38	58	96
		% within Sample	2.8%	7.6%	4.6%
Total		Count	1340	760	2100
		% within Sample	100.0%	100.0%	100.0%

F2d How important is it for Albemarle County to allocate tax dollars to - Improvement/Expansion of other public buildings and facilities * Sample Crosstabulation					
			Sample		Total
			Probability Sample	Non-Probability Sample	
F2d How important is it for Albemarle County to allocate tax dollars to - Improvement/Expansion of other public buildings and facilities	1 Very important	Count	112	44	156
		% within Sample	8.5%	5.9%	7.6%
	2 Important	Count	329	130	459
		% within Sample	24.9%	17.4%	22.2%
	3 Somewhat important	Count	496	268	764
		% within Sample	37.6%	35.9%	37.0%
	4 Slightly important	Count	249	167	416
		% within Sample	18.9%	22.4%	20.1%
	5 Not at all important	Count	133	138	271
		% within Sample	10.1%	18.5%	13.1%
Total		Count	1319	747	2066
		% within Sample	100.0%	100.0%	100.0%

F2e How important is it for Albemarle County to allocate tax dollars to - Improvements to rural broadband access * Sample Crosstabulation					
			Sample		Total
			Probability Sample	Non-Probability Sample	
F2e How important is it for Albemarle County to allocate tax dollars to - Improvements to rural broadband access	1 Very important	Count	470	327	797
		% within Sample	34.7%	41.9%	37.3%
	2 Important	Count	369	189	558
		% within Sample	27.3%	24.2%	26.1%
	3 Somewhat important	Count	278	112	390
		% within Sample	20.5%	14.4%	18.3%
	4 Slightly important	Count	154	63	217
		% within Sample	11.4%	8.1%	10.2%
	5 Not at all important	Count	83	89	172
		% within Sample	6.1%	11.4%	8.1%
Total	Count		1354	780	2134
	% within Sample		100.0%	100.0%	100.0%

F2f How important is it for Albemarle County to allocate tax dollars to - Ensuring there is affordable housing in the county * Sample Crosstabulation					
			Sample		Total
			Probability Sample	Non-Probability Sample	
F2f How important is it for Albemarle County to allocate tax dollars to - Ensuring there is affordable housing in the county	1 Very important	Count	645	251	896
		% within Sample	45.1%	31.9%	40.4%
	2 Important	Count	364	176	540
		% within Sample	25.5%	22.4%	24.4%
	3 Somewhat important	Count	213	138	351
		% within Sample	14.9%	17.6%	15.8%
	4 Slightly important	Count	133	105	238
		% within Sample	9.3%	13.4%	10.7%
	5 Not at all important	Count	75	116	191
		% within Sample	5.2%	14.8%	8.6%
Total		Count	1430	786	2216
		% within Sample	100.0%	100.0%	100.0%

F2g How important is it for Albemarle County to allocate tax dollars to - Protection and management of land to support native plants/wildlife * Sample Crosstabulation					
			Sample		Total
			Probability Sample	Non-Probability Sample	
F2g How important is it for Albemarle County to allocate tax dollars to - Protection and management of land to support native plants/wildlife	1 Very important	Count	668	307	975
		% within Sample	46.3%	39.3%	43.8%
	2 Important	Count	412	182	594
		% within Sample	28.5%	23.3%	26.7%
	3 Somewhat important	Count	202	139	341
		% within Sample	14.0%	17.8%	15.3%
	4 Slightly important	Count	117	92	209
		% within Sample	8.1%	11.8%	9.4%
	5 Not at all important	Count	45	61	106
		% within Sample	3.1%	7.8%	4.8%
Total	Count		1444	781	2225
	% within Sample		100.0%	100.0%	100.0%

F2h How important is it for Albemarle County to allocate tax dollars to - Other (please specify) * Sample Crosstabulation					
			Sample		Total
			Probability Sample	Non-Probability Sample	
F2h How important is it for Albemarle County to allocate tax dollars to - Other (please specify)	1 Very important	Count	76	56	132
		% within Sample	79.2%	80.0%	79.5%
	2 Important	Count	10	4	14
		% within Sample	10.4%	5.7%	8.4%
	3 Somewhat important	Count	6	5	11
		% within Sample	6.3%	7.1%	6.6%
	4 Slightly important	Count	1	3	4
		% within Sample	1.0%	4.3%	2.4%
	5 Not at all important	Count	3	2	5
		% within Sample	3.1%	2.9%	3.0%
Total	Count		96	70	166
	% within Sample		100.0%	100.0%	100.0%

F4a How important do you consider - Having an energy-efficient home * Sample Crosstabulation					
			Sample		Total
			Probability Sample	Non-Probability Sample	
F4a How important do you consider - Having an energy-efficient home	1 Very important	Count	677	268	945
		% within Sample	46.5%	33.9%	42.0%
	2 Important	Count	556	309	865
		% within Sample	38.2%	39.1%	38.5%
	3 Somewhat important	Count	170	125	295
		% within Sample	11.7%	15.8%	13.1%
	4 Slightly important	Count	35	53	88
		% within Sample	2.4%	6.7%	3.9%
	5 Not at all important	Count	19	36	55
		% within Sample	1.3%	4.6%	2.4%
Total		Count	1457	791	2248
		% within Sample	100.0%	100.0%	100.0%

F4b How important do you consider - Living close to work in order to save energy * Sample Crosstabulation					
			Sample		Total
			Probability Sample	Non-Probability Sample	
F4b How important do you consider - Living close to work in order to save energy	1 Very important	Count	314	107	421
		% within Sample	23.8%	15.3%	20.9%
	2 Important	Count	492	209	701
		% within Sample	37.3%	29.9%	34.8%
	3 Somewhat important	Count	306	186	492
		% within Sample	23.2%	26.6%	24.4%
	4 Slightly important	Count	124	89	213
		% within Sample	9.4%	12.8%	10.6%
	5 Not at all important	Count	82	107	189
		% within Sample	6.2%	15.3%	9.4%
Total	Count		1318	698	2016
	% within Sample		100.0%	100.0%	100.0%

F4c How important do you consider - Protecting the native plants and animals in Albemarle County * Sample Crosstabulation					
			Sample		Total
			Probability Sample	Non-Probability Sample	
F4c How important do you consider - Protecting the native plants and animals in Albemarle County	1 Very important	Count	630	278	908
		% within Sample	43.1%	35.5%	40.5%
	2 Important	Count	451	224	675
		% within Sample	30.9%	28.6%	30.1%
	3 Somewhat important	Count	220	123	343
		% within Sample	15.1%	15.7%	15.3%
	4 Slightly important	Count	122	108	230
		% within Sample	8.4%	13.8%	10.2%
	5 Not at all important	Count	38	50	88
		% within Sample	2.6%	6.4%	3.9%
Total		Count	1461	783	2244
		% within Sample	100.0%	100.0%	100.0%

F4d How important do you consider - Albemarle County supporting and investing in recycling programs * Sample Crosstabulation					
			Sample		Total
			Probability Sample	Non-Probability Sample	
F4d How important do you consider - Albemarle County supporting and investing in recycling programs	1 Very important	Count	684	266	950
		% within Sample	47.0%	33.9%	42.4%
	2 Important	Count	459	236	695
		% within Sample	31.6%	30.1%	31.1%
	3 Somewhat important	Count	214	125	339
		% within Sample	14.7%	15.9%	15.1%
	4 Slightly important	Count	68	94	162
		% within Sample	4.7%	12.0%	7.2%
	5 Not at all important	Count	29	63	92
		% within Sample	2.0%	8.0%	4.1%
Total	Count	1454	784	2238	
	% within Sample	100.0%	100.0%	100.0%	

F4e How important do you consider - Albemarle County taking steps to address climate change * Sample Crosstabulation					
			Sample		Total
			Probability Sample	Non-Probability Sample	
F4e How important do you consider - Albemarle County taking steps to address climate change	1 Very important	Count	694	244	938
		% within Sample	48.3%	31.3%	42.3%
	2 Important	Count	289	124	413
		% within Sample	20.1%	15.9%	18.6%
	3 Somewhat important	Count	177	87	264
		% within Sample	12.3%	11.2%	11.9%
	4 Slightly important	Count	100	72	172
		% within Sample	7.0%	9.2%	7.8%
	5 Not at all important	Count	178	252	430
		% within Sample	12.4%	32.3%	19.4%
Total		Count	1438	779	2217
		% within Sample	100.0%	100.0%	100.0%

F5 Are you aware of the VIP gold card for Albemarle residents aged 60 years and older that provides discounts to events? * Sample Crosstabulation					
			Sample		Total
			Probability Sample	Non-Probability Sample	
F5 Are you aware of the VIP gold card for Albemarle residents aged 60 years and older that provides discounts to events?	1 Yes, I have one	Count	40	44	84
		% within Sample	2.7%	5.5%	3.7%
	2 Yes, I have heard of it but don't have one	Count	118	81	199
		% within Sample	8.0%	10.2%	8.8%
	3 No, never heard of it	Count	1317	673	1990
		% within Sample	89.3%	84.3%	87.5%
Total	Count	1475	798	2273	
	% within Sample	100.0%	100.0%	100.0%	

F6 In the last two years, have you had any interactions with Albemarle County Police officers? * Sample Crosstabulation					
			Sample		Total
			Probability Sample	Non-Probability Sample	
F6 In the last two years, have you had any interactions with Albemarle County Police officers?	1 Yes	Count	549	329	878
		% within Sample	37.8%	41.8%	39.2%
	2 No	Count	903	458	1361
		% within Sample	62.2%	58.2%	60.8%
Total		Count	1452	787	2239
		% within Sample	100.0%	100.0%	100.0%

f6a*sample Crosstabulation					
			Sample		Total
			Probability Sample	Non-Probability Sample	
f6a Interactions with Albemarle County Police officers ^a	F6a_Community Police interaction: Community event	Count	164	102	266
		% within sample	30.1%	31.2%	
	F6a_TrafficStop Police interaction: Traffic stop/pulled over	Count	144	74	218
		% within sample	26.4%	22.6%	
	F6a_Trafficaccident Police interaction: Traffic accident	Count	115	44	159
		% within sample	21.1%	13.5%	
	F6a_AttaPublicSchool Police interaction: At a public school/other public institution	Count	76	48	124
		% within sample	13.9%	14.7%	
	F6a_Arrest Police interaction: Arrest	Count	4	3	7
		% within sample	0.7%	0.9%	
	F6a_CalledPoliceforassistance Police interaction: Called police for assistance or protection	Count	140	82	222
		% within sample	25.7%	25.1%	
	F6a_Calledpolicetoreportcrime Police interaction: Called police to report a crime or problem	Count	147	98	245
		% within sample	27.1%	30.0%	
	F6a_Onlinereporting Police interaction: Online reporting	Count	5	5	10
		% within sample	0.9%	1.5%	
	F6a_Other Police interaction: Other (please specify)	Count	121	75	196
		% within sample	22.2%	22.9%	
Total		Count	544	327	871
Percentages and totals are based on respondents.					
a. Dichotomy group tabulated at value 1.					

F6b How would you rate the overall quality of your interaction(s) with the police officer(s)? * Sample Crosstabulation					
			Sample		Total
			Probability Sample	Non-Probability Sample	
F6b How would you rate the overall quality of your interaction(s) with the police officer(s)?	1 Very good	Count	335	204	539
		% within Sample	60.4%	62.0%	61.0%
	2 Good	Count	109	66	175
		% within Sample	19.6%	20.1%	19.8%
	3 Acceptable	Count	46	28	74
		% within Sample	8.3%	8.5%	8.4%
	4 Poor	Count	22	20	42
		% within Sample	4.0%	6.1%	4.8%
	5 Very poor	Count	25	7	32
		% within Sample	4.5%	2.1%	3.6%
	6 I had multiple interactions and they differed in their quality	Count	18	4	22
		% within Sample	3.2%	1.2%	2.5%
Total		Count	555	329	884
		% within Sample	100.0%	100.0%	100.0%

G1 Do you have working smoke detectors in your home? * Sample Crosstabulation					
			Sample		Total
			Probability Sample	Non-Probability Sample	
G1 Do you have working smoke detectors in your home?	1 Yes	Count	1134	770	1904
		% within Sample	98.3%	98.3%	98.3%
	2 No	Count	20	13	33
		% within Sample	1.7%	1.7%	1.7%
Total		Count	1154	783	1937
		% within Sample	100.0%	100.0%	100.0%

G1a How often do you or someone else in your home test the smoke detectors? * Sample Crosstabulation					
			Sample		Total
			Probability Sample	Non-Probability Sample	
G1a How often do you or someone else in your home test the smoke detectors?	1 A few times a month	Count	19	8	27
		% within Sample	1.8%	1.1%	1.5%
	2 Monthly	Count	97	57	154
		% within Sample	9.3%	7.8%	8.7%
	3 A few times a year	Count	425	276	701
		% within Sample	40.8%	37.8%	39.5%
	4 Annually	Count	405	341	746
		% within Sample	38.9%	46.6%	42.1%
	5 We haven't tested them	Count	96	49	145
		% within Sample	9.2%	6.7%	8.2%
Total	Count	1042	731	1773	
	% within Sample	100.0%	100.0%	100.0%	

G3a How safe or unsafe do you feel - At home in the daytime * Sample Crosstabulation					
			Sample		Total
			Probability Sample	Non-Probability Sample	
G3a How safe or unsafe do you feel - At home in the daytime	1 Very safe	Count	1019	675	1694
		% within Sample	87.5%	85.2%	86.6%
	2 Somewhat safe	Count	134	110	244
		% within Sample	11.5%	13.9%	12.5%
	3 Somewhat unsafe	Count	7	3	10
		% within Sample	0.6%	0.4%	0.5%
	4 Very unsafe	Count	4	4	8
		% within Sample	0.3%	0.5%	0.4%
Total		Count	1164	792	1956
		% within Sample	100.0%	100.0%	100.0%

G3b How safe or unsafe do you feel - At home at night * Sample Crosstabulation					
			Sample		Total
			Probability Sample	Non-Probability Sample	
G3b How safe or unsafe do you feel - At home at night	1 Very safe	Count	793	545	1338
		% within Sample	68.3%	69.1%	68.6%
	2 Somewhat safe	Count	344	213	557
		% within Sample	29.6%	27.0%	28.6%
	3 Somewhat unsafe	Count	18	26	44
		% within Sample	1.6%	3.3%	2.3%
	4 Very unsafe	Count	6	5	11
		% within Sample	0.5%	0.6%	0.6%
Total		Count	1161	789	1950
		% within Sample	100.0%	100.0%	100.0%

G3c How safe or unsafe do you feel - In commercial areas in the daytime * Sample Crosstabulation					
			Sample		Total
			Probability Sample	Non-Probability Sample	
G3c How safe or unsafe do you feel - In commercial areas in the daytime	1 Very safe	Count	739	475	1214
		% within Sample	64.3%	60.2%	62.6%
	2 Somewhat safe	Count	378	278	656
		% within Sample	32.9%	35.2%	33.8%
	3 Somewhat unsafe	Count	28	30	58
		% within Sample	2.4%	3.8%	3.0%
	4 Very unsafe	Count	4	6	10
		% within Sample	0.3%	0.8%	0.5%
Total		Count	1149	789	1938
		% within Sample	100.0%	100.0%	100.0%

G3d How safe or unsafe do you feel - In commercial areas at night * Sample Crosstabulation					
			Sample		Total
			Probability Sample	Non-Probability Sample	
G3d How safe or unsafe do you feel - In commercial areas at night	1 Very safe	Count	258	191	449
		% within Sample	23.2%	24.8%	23.8%
	2 Somewhat safe	Count	588	385	973
		% within Sample	52.8%	49.9%	51.6%
	3 Somewhat unsafe	Count	231	154	385
		% within Sample	20.7%	20.0%	20.4%
	4 Very unsafe	Count	37	41	78
		% within Sample	3.3%	5.3%	4.1%
Total		Count	1114	771	1885
		% within Sample	100.0%	100.0%	100.0%

G3e How safe or unsafe do you feel - Walking/biking trails in the daytime * Sample Crosstabulation					
			Sample		Total
			Probability Sample	Non-Probability Sample	
G3e How safe or unsafe do you feel - Walking/biking trails in the daytime	1 Very safe	Count	473	284	757
		% within Sample	48.4%	43.8%	46.6%
	2 Somewhat safe	Count	422	282	704
		% within Sample	43.2%	43.5%	43.3%
	3 Somewhat unsafe	Count	65	63	128
		% within Sample	6.7%	9.7%	7.9%
	4 Very unsafe	Count	17	19	36
		% within Sample	1.7%	2.9%	2.2%
Total	Count	977	648	1625	
	% within Sample	100.0%	100.0%	100.0%	

G3f How safe or unsafe do you feel - Walking/biking trails at night * Sample Crosstabulation					
			Sample		Total
			Probability Sample	Non-Probability Sample	
G3f How safe or unsafe do you feel - Walking/biking trails at night	1 Very safe	Count	75	52	127
		% within Sample	9.3%	9.8%	9.5%
	2 Somewhat safe	Count	243	131	374
		% within Sample	30.2%	24.6%	28.0%
	3 Somewhat unsafe	Count	267	189	456
		% within Sample	33.2%	35.5%	34.1%
	4 Very unsafe	Count	220	160	380
		% within Sample	27.3%	30.1%	28.4%
Total	Count	805	532	1337	
	% within Sample	100.0%	100.0%	100.0%	

G5 Do you currently have children (18 years and younger) living in the home? * Sample Crosstabulation					
			Sample		Total
			Probability Sample	Non-Probability Sample	
G5 Do you currently have children (18 years and younger) living in the home?	1 Yes	Count	276	158	434
		% within Sample	23.0%	19.9%	21.8%
	2 No	Count	921	633	1554
		% within Sample	76.9%	79.9%	78.1%
	3 Other	Count	1	1	2
		% within Sample	0.1%	0.1%	0.1%
Total		Count	1198	792	1990
		% within Sample	100.0%	100.0%	100.0%

G5a Do any of your children in the home attend Albemarle public schools? * Sample Crosstabulation					
			Sample		Total
			Probability Sample	Non-Probability Sample	
G5a Do any of your children in the home attend Albemarle public schools?	1 Yes	Count	188	104	292
		% within Sample	68.4%	65.8%	67.4%
	2 No	Count	87	51	138
		% within Sample	31.6%	32.3%	31.9%
	3 Other	Count	0	3	3
		% within Sample	0.0%	1.9%	0.7%
Total	Count		275	158	433
	% within Sample		100.0%	100.0%	100.0%

G5b Thinking of your children who attend Albemarle public schools, how safe do you feel your kids are while they are at school during the day? * Sample Crosstabulation					
			Sample		Total
			Probability Sample	Non-Probability Sample	
G5b Thinking of your children who attend Albemarle public schools, how safe do you feel your kids are while they are at school during the day?	1 Very safe	Count	93	35	128
		% within Sample	50.0%	33.7%	44.1%
	2 Somewhat safe	Count	76	53	129
		% within Sample	40.9%	51.0%	44.5%
	3 Somewhat unsafe	Count	13	12	25
		% within Sample	7.0%	11.5%	8.6%
	4 Very unsafe	Count	4	4	8
		% within Sample	2.2%	3.8%	2.8%
Total	Count	186	104	290	
	% within Sample	100.0%	100.0%	100.0%	

H1 On a scale of 1 to 10, how welcome do you feel in Albemarle County? * Sample Crosstabulation					
			Sample		Total
			Probability Sample	Non-Probability Sample	
H1 On a scale of 1 to 10, how welcome do you feel in Albemarle County?	1 1 (Not at all welcome)	Count	5	17	22
		% within Sample	0.3%	2.2%	1.0%
	2 2	Count	11	18	29
		% within Sample	0.7%	2.3%	1.3%
	3 3	Count	21	23	44
		% within Sample	1.4%	2.9%	1.9%
	4 4	Count	14	20	34
		% within Sample	0.9%	2.6%	1.5%
	5 5	Count	63	47	110
		% within Sample	4.3%	6.0%	4.9%
	6 6	Count	56	60	116
		% within Sample	3.8%	7.7%	5.1%
	7 7	Count	141	118	259
		% within Sample	9.5%	15.1%	11.5%
	8 8	Count	323	143	466
		% within Sample	21.8%	18.3%	20.6%
	9 9	Count	327	132	459
		% within Sample	22.1%	16.9%	20.3%
	10 10 (Very welcome)	Count	518	204	722
		% within Sample	35.0%	26.1%	31.9%
Total	Count		1479	782	2261
	% within Sample		100.0%	100.0%	100.0%

H2 On a scale of 1 to 10, how would you rate your sense of belonging in Albemarle County? * Sample Crosstabulation					
			Sample		Total
			Probability Sample	Non-Probability Sample	
H2 On a scale of 1 to 10, how would you rate your sense of belonging in Albemarle County?	1 1 (No sense of belonging)	Count	12	23	35
		% within Sample	0.8%	2.9%	1.5%
	2 2	Count	18	17	35
		% within Sample	1.2%	2.2%	1.5%
	3 3	Count	28	31	59
		% within Sample	1.9%	3.9%	2.6%
	4 4	Count	29	28	57
		% within Sample	2.0%	3.6%	2.5%
	5 5	Count	102	63	165
		% within Sample	6.9%	8.0%	7.3%
	6 6	Count	85	84	169
		% within Sample	5.8%	10.7%	7.5%
	7 7	Count	181	118	299
		% within Sample	12.3%	15.0%	13.2%
	8 8	Count	326	145	471
		% within Sample	22.1%	18.5%	20.8%
	9 9	Count	308	118	426
		% within Sample	20.9%	15.0%	18.8%
	10 10 (Very strong sense of belonging)	Count	388	158	546
		% within Sample	26.3%	20.1%	24.1%
Total	Count		1477	785	2262
	% within Sample		100.0%	100.0%	100.0%

H3 On a scale of 1 to 10, how would you rate your sense of belonging in the neighborhood/area where you live? * Sample Crosstabulation					
			Sample		Total
			Probability Sample	Non-Probability Sample	
H3 On a scale of 1 to 10, how would you rate your sense of belonging in the neighborhood/area where you live?	1 1 (No sense of belonging)	Count	19	10	29
		% within Sample	1.3%	1.3%	1.3%
	2 2	Count	11	10	21
		% within Sample	0.7%	1.3%	0.9%
	3 3	Count	33	18	51
		% within Sample	2.2%	2.3%	2.3%
	4 4	Count	39	23	62
		% within Sample	2.6%	2.9%	2.7%
	5 5	Count	75	66	141
		% within Sample	5.1%	8.4%	6.2%
	6 6	Count	93	52	145
		% within Sample	6.3%	6.6%	6.4%
	7 7	Count	129	85	214
		% within Sample	8.7%	10.8%	9.5%
	8 8	Count	258	136	394
		% within Sample	17.5%	17.3%	17.4%
	9 9	Count	314	148	462
		% within Sample	21.3%	18.8%	20.4%
	10 10 (Very strong sense of belonging)	Count	506	238	744
		% within Sample	34.3%	30.3%	32.9%
Total		Count	1477	786	2263
		% within Sample	100.0%	100.0%	100.0%

H4 How satisfied are you with the extent to which you have opportunities to voice your concerns as a county resident? * Sample Crosstabulation					
			Sample		Total
			Probability Sample	Non-Probability Sample	
H4 How satisfied are you with the extent to which you have opportunities to voice your concerns as a county resident?	1 Very satisfied	Count	213	92	305
		% within Sample	17.2%	12.3%	15.4%
	2 Satisfied	Count	470	211	681
		% within Sample	37.9%	28.3%	34.3%
	3 Somewhat satisfied	Count	299	170	469
		% within Sample	24.1%	22.8%	23.6%
	4 Slightly satisfied	Count	135	120	255
		% within Sample	10.9%	16.1%	12.8%
	5 Not at all satisfied	Count	122	153	275
		% within Sample	9.8%	20.5%	13.9%
Total		Count	1239	746	1985
		% within Sample	100.0%	100.0%	100.0%

H5 How satisfied are you with the amount of diversity in Albemarle County government agencies? * Sample Crosstabulation					
			Sample		Total
			Probability Sample	Non-Probability Sample	
H5 How satisfied are you with the amount of diversity in Albemarle County government agencies?	1 Very satisfied	Count	132	111	243
		% within Sample	14.7%	20.0%	16.7%
	2 Satisfied	Count	322	164	486
		% within Sample	35.8%	29.5%	33.4%
	3 Somewhat satisfied	Count	223	110	333
		% within Sample	24.8%	19.8%	22.9%
	4 Slightly satisfied	Count	124	64	188
		% within Sample	13.8%	11.5%	12.9%
	5 Not at all satisfied	Count	99	107	206
		% within Sample	11.0%	19.2%	14.1%
Total		Count	900	556	1456
		% within Sample	100.0%	100.0%	100.0%

H6 How satisfied are you with the level of communication from Albemarle County government? * Sample Crosstabulation					
			Sample		Total
			Probability Sample	Non-Probability Sample	
H6 How satisfied are you with the level of communication from Albemarle County government?	1 Very satisfied	Count	65	78	143
		% within Sample	5.5%	10.6%	7.4%
	2 Satisfied	Count	400	207	607
		% within Sample	33.6%	28.0%	31.5%
	3 Somewhat satisfied	Count	363	183	546
		% within Sample	30.5%	24.8%	28.3%
	4 Slightly satisfied	Count	208	118	326
		% within Sample	17.5%	16.0%	16.9%
	5 Not at all satisfied	Count	155	152	307
		% within Sample	13.0%	20.6%	15.9%
Total		Count	1191	738	1929
		% within Sample	100.0%	100.0%	100.0%

H7 How important is it to you to live in a diverse and multicultural community? * Sample Crosstabulation					
			Sample		Total
			Probability Sample	Non-Probability Sample	
H7 How important is it to you to live in a diverse and multicultural community?	1 Very important	Count	363	130	493
		% within Sample	25.8%	16.8%	22.6%
	2 Important	Count	472	199	671
		% within Sample	33.5%	25.7%	30.7%
	3 Somewhat important	Count	264	145	409
		% within Sample	18.7%	18.7%	18.7%
	4 Slightly important	Count	143	104	247
		% within Sample	10.1%	13.4%	11.3%
	5 Not at all important	Count	167	196	363
		% within Sample	11.9%	25.3%	16.6%
Total	Count		1409	774	2183
	% within Sample		100.0%	100.0%	100.0%

H8 How important do you think it is for people who work in Albemarle County to be able to live in Albemarle County? * Sample Crosstabulation					
			Sample		Total
			Probability Sample	Non-Probability Sample	
H8 How important do you think it is for people who work in Albemarle County to be able to live in Albemarle County?	1 Very important	Count	638	313	951
		% within Sample	44.6%	40.0%	43.0%
	2 Important	Count	448	199	647
		% within Sample	31.3%	25.4%	29.2%
	3 Somewhat important	Count	214	133	347
		% within Sample	15.0%	17.0%	15.7%
	4 Slightly important	Count	65	69	134
		% within Sample	4.5%	8.8%	6.1%
	5 Not at all important	Count	66	68	134
		% within Sample	4.6%	8.7%	6.1%
Total	Count		1431	782	2213
	% within Sample		100.0%	100.0%	100.0%

H9 How important do you think it is for there to be affordable housing options in all parts of the County? * Sample Crosstabulation					
			Sample		Total
			Probability Sample	Non-Probability Sample	
H9 How important do you think it is for there to be affordable housing options in all parts of the County?	1 Very important	Count	671	252	923
		% within Sample	46.7%	32.5%	41.7%
	2 Important	Count	371	173	544
		% within Sample	25.8%	22.3%	24.6%
	3 Somewhat important	Count	201	119	320
		% within Sample	14.0%	15.4%	14.5%
	4 Slightly important	Count	91	105	196
		% within Sample	6.3%	13.5%	8.9%
	5 Not at all important	Count	103	126	229
		% within Sample	7.2%	16.3%	10.4%
Total		Count	1437	775	2212
		% within Sample	100.0%	100.0%	100.0%

H10 Generally, how often can you trust your local government to do what is right? * Sample Crosstabulation					
			Sample		Total
			Probability Sample	Non-Probability Sample	
H10 Generally, how often can you trust your local government to do what is right?	1 All the time	Count	24	11	35
		% within Sample	1.9%	1.5%	1.7%
	2 Most of the time	Count	538	239	777
		% within Sample	42.2%	31.9%	38.4%
	3 Some of the time	Count	500	270	770
		% within Sample	39.2%	36.0%	38.1%
	4 Seldom	Count	172	160	332
		% within Sample	13.5%	21.4%	16.4%
	5 Never	Count	40	69	109
		% within Sample	3.1%	9.2%	5.4%
Total		Count	1274	749	2023
		% within Sample	100.0%	100.0%	100.0%

H11 How satisfied are you with the transparency and honesty of Albemarle County government? * Sample Crosstabulation					
			Sample		Total
			Probability Sample	Non-Probability Sample	
H11 How satisfied are you with the transparency and honesty of Albemarle County government?	1 Very satisfied	Count	62	48	110
		% within Sample	5.9%	7.0%	6.3%
	2 Satisfied	Count	358	184	542
		% within Sample	34.1%	26.7%	31.1%
	3 Somewhat satisfied	Count	405	204	609
		% within Sample	38.5%	29.6%	35.0%
	4 Somewhat unsatisfied	Count	140	116	256
		% within Sample	13.3%	16.8%	14.7%
	5 Very unsatisfied	Count	86	137	223
		% within Sample	8.2%	19.9%	12.8%
Total	Count		1051	689	1740
	% within Sample		100.0%	100.0%	100.0%

I1 Are you registered to vote in Albemarle County? * Sample Crosstabulation					
			Sample		Total
			Probability Sample	Non-Probability Sample	
I1 Are you registered to vote in Albemarle County?	1 Yes	Count	1360	762	2122
		% within Sample	92.5%	97.9%	94.4%
	2 No	Count	111	16	127
		% within Sample	7.5%	2.1%	5.6%
Total		Count	1471	778	2249
		% within Sample	100.0%	100.0%	100.0%

I2 Please rate your level of interest in community issues and local public affairs. * Sample Crosstabulation					
			Sample		Total
			Probability Sample	Non-Probability Sample	
I2 Please rate your level of interest in community issues and local public affairs.	1 Not at all interested	Count	37	7	44
		% within Sample	2.5%	0.9%	2.0%
	2 Slightly interested	Count	307	68	375
		% within Sample	20.9%	8.7%	16.6%
	3 Moderately interested	Count	567	200	767
		% within Sample	38.5%	25.5%	34.0%
	4 Very interested	Count	453	354	807
		% within Sample	30.8%	45.2%	35.8%
	5 Extremely interested	Count	107	154	261
		% within Sample	7.3%	19.7%	11.6%
Total		Count	1471	783	2254
		% within Sample	100.0%	100.0%	100.0%

I3 Please rate your level of engagement in community issues and local public affairs. * Sample Crosstabulation					
			Sample		Total
			Probability Sample	Non-Probability Sample	
I3 Please rate your level of engagement in community issues and local public affairs.	1 Not at all engaged	Count	291	55	346
		% within Sample	19.7%	7.0%	15.3%
	2 Slightly engaged	Count	551	212	763
		% within Sample	37.4%	27.1%	33.8%
	3 Moderately engaged	Count	508	327	835
		% within Sample	34.5%	41.9%	37.0%
	4 Very engaged	Count	101	128	229
		% within Sample	6.9%	16.4%	10.2%
	5 Extremely engaged	Count	23	59	82
		% within Sample	1.6%	7.6%	3.6%
Total		Count	1474	781	2255
		% within Sample	100.0%	100.0%	100.0%

I4 Do you wish you were more engaged than you currently are in community issues and local public affairs? * Sample Crosstabulation					
			Sample		Total
			Probability Sample	Non-Probability Sample	
I4 Do you wish you were more engaged than you currently are in community issues and local public affairs?	1 Yes	Count	679	359	1038
		% within Sample	46.7%	46.3%	46.6%
	2 No	Count	774	416	1190
		% within Sample	53.3%	53.7%	53.4%
Total		Count	1453	775	2228
		% within Sample	100.0%	100.0%	100.0%

I5 If you wanted to participate in community issues and local public affairs, do you think there is adequate opportunity for you to do so? * Sample Crosstabulation					
			Sample		Total
			Probability Sample	Non-Probability Sample	
I5 If you wanted to participate in community issues and local public affairs, do you think there is adequate opportunity for you to do so?	1 Yes	Count	702	376	1078
		% within Sample	49.2%	48.4%	48.9%
	2 No	Count	199	159	358
		% within Sample	14.0%	20.5%	16.3%
	3 Not sure	Count	525	242	767
		% within Sample	36.8%	31.1%	34.8%
Total		Count	1426	777	2203
		% within Sample	100.0%	100.0%	100.0%

I6a To what extent might the following prevent you from attending an in-person Albemarle County meeting? - Time of day * Sample Crosstabulation					
			Sample		Total
			Probability Sample	Non-Probability Sample	
I6a To what extent might the following prevent you from attending an in-person Albemarle County meeting? - Time of day	1 Definitely would prevent	Count	404	230	634
		% within Sample	32.2%	31.3%	31.9%
	2 Might prevent	Count	535	303	838
		% within Sample	42.7%	41.3%	42.2%
	3 Would not prevent	Count	314	201	515
		% within Sample	25.1%	27.4%	25.9%
Total		Count	1253	734	1987
		% within Sample	100.0%	100.0%	100.0%

I6b To what extent might the following prevent you from attending an in-person Albemarle County meeting? - Meeting location (too far) * Sample Crosstabulation					
			Sample		Total
			Probability Sample	Non-Probability Sample	
I6b To what extent might the following prevent you from attending an in-person Albemarle County meeting? - Meeting location (too far)	1 Definitely would prevent	Count	207	95	302
		% within Sample	16.7%	12.9%	15.3%
	2 Might prevent	Count	465	304	769
		% within Sample	37.5%	41.2%	38.9%
	3 Would not prevent	Count	569	339	908
		% within Sample	45.9%	45.9%	45.9%
Total		Count	1241	738	1979
		% within Sample	100.0%	100.0%	100.0%

I6c To what extent might the following prevent you from attending an in-person Albemarle County meeting? - Lack of transportation to meeting * Sample Crosstabulation					
			Sample		Total
			Probability Sample	Non-Probability Sample	
I6c To what extent might the following prevent you from attending an in-person Albemarle County meeting? - Lack of transportation to meeting	1 Definitely would prevent	Count	109	57	166
		% within Sample	8.9%	7.8%	8.5%
	2 Might prevent	Count	85	53	138
		% within Sample	6.9%	7.3%	7.1%
	3 Would not prevent	Count	1035	617	1652
		% within Sample	84.2%	84.9%	84.5%
Total		Count	1229	727	1956
		% within Sample	100.0%	100.0%	100.0%

I6d To what extent might the following prevent you from attending an in-person Albemarle County meeting? - Duration of meetings (too long) * Sample Crosstabulation					
			Sample		Total
			Probability Sample	Non-Probability Sample	
I6d To what extent might the following prevent you from attending an in-person Albemarle County meeting? - Duration of meetings (too long)	1 Definitely would prevent	Count	161	93	254
		% within Sample	13.3%	12.7%	13.1%
	2 Might prevent	Count	606	372	978
		% within Sample	50.0%	50.8%	50.3%
	3 Would not prevent	Count	444	268	712
		% within Sample	36.7%	36.6%	36.6%
Total		Count	1211	733	1944
		% within Sample	100.0%	100.0%	100.0%

I6e To what extent might the following prevent you from attending an in-person Albemarle County meeting? - Format of meetings does not meet my needs * Sample Crosstabulation					
			Sample		Total
			Probability Sample	Non-Probability Sample	
I6e To what extent might the following prevent you from attending an in-person Albemarle County meeting? - Format of meetings does not meet my needs	1 Definitely would prevent	Count	123	85	208
		% within Sample	12.4%	13.5%	12.8%
	2 Might prevent	Count	400	274	674
		% within Sample	40.4%	43.5%	41.6%
	3 Would not prevent	Count	467	271	738
		% within Sample	47.2%	43.0%	45.6%
Total	Count		990	630	1620
	% within Sample		100.0%	100.0%	100.0%

I6f To what extent might the following prevent you from attending an in-person Albemarle County meeting? - Child/adult care responsibilities * Sample Crosstabulation					
			Sample		Total
			Probability Sample	Non-Probability Sample	
I6f To what extent might the following prevent you from attending an in-person Albemarle County meeting? - Child/adult care responsibilities	1 Definitely would prevent	Count	102	63	165
		% within Sample	9.8%	9.9%	9.9%
	2 Might prevent	Count	133	59	192
		% within Sample	12.8%	9.3%	11.5%
	3 Would not prevent	Count	801	513	1314
		% within Sample	77.3%	80.8%	78.6%
Total		Count	1036	635	1671
		% within Sample	100.0%	100.0%	100.0%

I7a How much of a source is the following for obtaining information about the County government - Daily Progress * Sample Crosstabulation					
			Sample		Total
			Probability Sample	Non-Probability Sample	
I7a How much of a source is the following for obtaining information about the County government - Daily Progress	1 Not a source	Count	351	210	561
		% within Sample	27.7%	28.2%	27.9%
	2 Minor source	Count	427	254	681
		% within Sample	33.6%	34.1%	33.8%
	3 Major source	Count	491	281	772
		% within Sample	38.7%	37.7%	38.3%
Total		Count	1269	745	2014
		% within Sample	100.0%	100.0%	100.0%

I7b How much of a source is the following for obtaining information about the County government - Charlottesville Tomorrow * Sample Crosstabulation					
			Sample		Total
			Probability Sample	Non-Probability Sample	
I7b How much of a source is the following for obtaining information about the County government - Charlottesville Tomorrow	1 Not a source	Count	584	321	905
		% within Sample	61.0%	48.9%	56.1%
	2 Minor source	Count	247	187	434
		% within Sample	25.8%	28.5%	26.9%
	3 Major source	Count	126	148	274
		% within Sample	13.2%	22.6%	17.0%
Total		Count	957	656	1613
		% within Sample	100.0%	100.0%	100.0%

I7c How much of a source is the following for obtaining information about the County government - Cville Weekly * Sample Crosstabulation					
			Sample		Total
			Probability Sample	Non-Probability Sample	
I7c How much of a source is the following for obtaining information about the County government - Cville Weekly	1 Not a source	Count	327	226	553
		% within Sample	27.4%	31.8%	29.0%
	2 Minor source	Count	509	295	804
		% within Sample	42.6%	41.5%	42.2%
	3 Major source	Count	358	190	548
		% within Sample	30.0%	26.7%	28.8%
Total		Count	1194	711	1905
		% within Sample	100.0%	100.0%	100.0%

I7d How much of a source is the following for obtaining information about the County government - Other media outlets (radio, local television stations) * Sample Crosstabulation					
			Sample		Total
			Probability Sample	Non-Probability Sample	
I7d How much of a source is the following for obtaining information about the County government - Other media outlets (radio, local television stations)	1 Not a source	Count	92	67	159
		% within Sample	6.9%	8.9%	7.6%
	2 Minor source	Count	389	261	650
		% within Sample	29.0%	34.8%	31.1%
	3 Major source	Count	859	423	1282
		% within Sample	64.1%	56.3%	61.3%
Total		Count	1340	751	2091
		% within Sample	100.0%	100.0%	100.0%

I7e How much of a source is the following for obtaining information about the County government - Social media (Facebook, Twitter) * Sample Crosstabulation					
			Sample		Total
			Probability Sample	Non-Probability Sample	
I7e How much of a source is the following for obtaining information about the County government - Social media (Facebook, Twitter)	1 Not a source	Count	547	312	859
		% within Sample	46.3%	43.8%	45.4%
	2 Minor source	Count	352	224	576
		% within Sample	29.8%	31.5%	30.4%
	3 Major source	Count	283	176	459
		% within Sample	23.9%	24.7%	24.2%
Total		Count	1182	712	1894
		% within Sample	100.0%	100.0%	100.0%

I7f How much of a source is the following for obtaining information about the County government - County A-Mail (e-newsletter) * Sample Crosstabulation					
			Sample		Total
			Probability Sample	Non-Probability Sample	
I7f How much of a source is the following for obtaining information about the County government - County A-Mail (e-newsletter)	1 Not a source	Count	675	281	956
		% within Sample	69.7%	43.4%	59.1%
	2 Minor source	Count	167	151	318
		% within Sample	17.2%	23.3%	19.7%
	3 Major source	Count	127	216	343
		% within Sample	13.1%	33.3%	21.2%
Total		Count	969	648	1617
		% within Sample	100.0%	100.0%	100.0%

I7g How much of a source is the following for obtaining information about the County government - County website * Sample Crosstabulation					
			Sample		Total
			Probability Sample	Non-Probability Sample	
I7g How much of a source is the following for obtaining information about the County government - County website	1 Not a source	Count	435	186	621
		% within Sample	36.6%	26.5%	32.8%
	2 Minor source	Count	450	339	789
		% within Sample	37.8%	48.2%	41.7%
	3 Major source	Count	305	178	483
		% within Sample	25.6%	25.3%	25.5%
Total		Count	1190	703	1893
		% within Sample	100.0%	100.0%	100.0%

I7h How much of a source is the following for obtaining information about the County government - Public postings at local businesses, library, county offices * Sample Crosstabulation					
			Sample		Total
			Probability Sample	Non-Probability Sample	
I7h How much of a source is the following for obtaining information about the County government - Public postings at local businesses, library, county offices	1 Not a source	Count	557	399	956
		% within Sample	46.2%	58.5%	50.7%
	2 Minor source	Count	517	239	756
		% within Sample	42.9%	35.0%	40.1%
	3 Major source	Count	131	44	175
		% within Sample	10.9%	6.5%	9.3%
Total		Count	1205	682	1887
		% within Sample	100.0%	100.0%	100.0%

I7i How much of a source is the following for obtaining information about the County government - Word of mouth * Sample Crosstabulation					
			Sample		Total
			Probability Sample	Non-Probability Sample	
I7i How much of a source is the following for obtaining information about the County government - Word of mouth	1 Not a source	Count	215	154	369
		% within Sample	16.6%	21.4%	18.3%
	2 Minor source	Count	679	385	1064
		% within Sample	52.4%	53.5%	52.8%
	3 Major source	Count	402	181	583
		% within Sample	31.0%	25.1%	28.9%
Total		Count	1296	720	2016
		% within Sample	100.0%	100.0%	100.0%

I7j How much of a source is the following for obtaining information about the County government - Other (please specify) * Sample Crosstabulation					
			Sample		Total
			Probability Sample	Non-Probability Sample	
I7j How much of a source is the following for obtaining information about the County government - Other (please specify)	1 Not a source	Count	17	12	29
		% within Sample	30.9%	38.7%	33.7%
	2 Minor source	Count	17	5	22
		% within Sample	30.9%	16.1%	25.6%
	3 Major source	Count	21	14	35
		% within Sample	38.2%	45.2%	40.7%
Total		Count	55	31	86
		% within Sample	100.0%	100.0%	100.0%

agecat Age * Sample Crosstabulation					
			Sample		Total
			Probability Sample	Non-Probability Sample	
agecat Age	1 39 and younger	Count	232	76	308
		% within Sample	16.4%	10.4%	14.3%
	2 40-49	Count	176	84	260
		% within Sample	12.4%	11.4%	12.1%
	3 50-59	Count	217	130	347
		% within Sample	15.3%	17.7%	16.1%
	4 60-69	Count	350	225	575
		% within Sample	24.7%	30.7%	26.7%
	5 70 and older	Count	442	219	661
		% within Sample	31.2%	29.8%	30.7%
Total		Count	1417	734	2151
		% within Sample	100.0%	100.0%	100.0%

J2 Do you have a smartphone? * Sample Crosstabulation					
			Sample		Total
			Probability Sample	Non-Probability Sample	
J2 Do you have a smartphone?	1 Yes	Count	1277	722	1999
		% within Sample	88.1%	93.5%	90.0%
	2 No	Count	172	50	222
		% within Sample	11.9%	6.5%	10.0%
Total		Count	1449	772	2221
		% within Sample	100.0%	100.0%	100.0%

J3 Do you have Internet access at home? * Sample Crosstabulation					
			Sample		Total
			Probability Sample	Non-Probability Sample	
J3 Do you have Internet access at home?	1 Yes	Count	1359	763	2122
		% within Sample	94.5%	98.6%	95.9%
	2 No	Count	79	11	90
		% within Sample	5.5%	1.4%	4.1%
Total		Count	1438	774	2212
		% within Sample	100.0%	100.0%	100.0%

J3a How would you rate the quality of your home Internet access? * Sample Crosstabulation					
			Sample		Total
			Probability Sample	Non-Probability Sample	
J3a How would you rate the quality of your home Internet access?	1 Excellent	Count	430	240	670
		% within Sample	32.9%	31.6%	32.4%
	2 Good	Count	590	322	912
		% within Sample	45.1%	42.4%	44.1%
	3 Fair	Count	204	132	336
		% within Sample	15.6%	17.4%	16.2%
	4 Poor	Count	84	66	150
		% within Sample	6.4%	8.7%	7.3%
Total		Count	1308	760	2068
		% within Sample	100.0%	100.0%	100.0%

j4*sample Crosstabulation					
			Sample		Total
			Probability Sample	Non-Probability Sample	
j4 Locations access to the internet ^a	J4_Justabout Just about anywhere I go in the County	Count	556	334	890
		% within sample	38.8%	43.0%	
	J4_Athome At home	Count	1136	634	1770
		% within sample	79.3%	81.6%	
	J4_Atwork At work	Count	575	293	868
		% within sample	40.2%	37.7%	
	J4_Atschool At school	Count	99	37	136
		% within sample	6.9%	4.8%	
	J4_Publiclibrary Public library	Count	176	95	271
		% within sample	12.3%	12.2%	
	J4_Coffeeshop Coffee shop/restaurant	Count	389	219	608
		% within sample	27.2%	28.2%	
	J4_Other Other	Count	32	12	44
		% within sample	2.2%	1.5%	
	J4_Idonttypically I do not typically access the Internet	Count	59	3	62
		% within sample	4.1%	0.4%	
Total		Count	1433	777	2210
Percentages and totals are based on respondents.					
a. Dichotomy group tabulated at value 1.					

J5 Do you own or do you rent your current home? * Sample Crosstabulation					
			Sample		Total
			Probability Sample	Non-Probability Sample	
J5 Do you own or do you rent your current home?	1 Own or buying	Count	965	708	1673
		% within Sample	67.3%	91.9%	75.9%
	2 Rent	Count	454	55	509
		% within Sample	31.7%	7.1%	23.1%
	3 Other (please specify)	Count	15	7	22
		% within Sample	1.0%	0.9%	1.0%
Total		Count	1434	770	2204
		% within Sample	100.0%	100.0%	100.0%

J6 Do you spend 30% or more of your monthly household income (before taxes) on either rent or homeowner expenses? * Sample Crosstabulation					
			Sample		Total
			Probability Sample	Non-Probability Sample	
J6 Do you spend 30% or more of your monthly household income (before taxes) on either rent or homeowner expenses?	1 Yes	Count	669	309	978
		% within Sample	53.5%	45.2%	50.6%
	2 No	Count	581	374	955
		% within Sample	46.5%	54.8%	49.4%
Total		Count	1250	683	1933
		% within Sample	100.0%	100.0%	100.0%

J7 Employment status * Sample Crosstabulation					
			Sample		Total
			Probability Sample	Non-Probability Sample	
J7 Employment status	1 Employed full time (35 hours/week or more)	Count	656	324	980
		% within Sample	45.7%	41.8%	44.3%
	2 Employed part time	Count	137	61	198
		% within Sample	9.5%	7.9%	9.0%
	3 Looking for work	Count	16	3	19
		% within Sample	1.1%	0.4%	0.9%
	4 Stay-at-home parent/homemaker	Count	42	23	65
		% within Sample	2.9%	3.0%	2.9%
	5 Student	Count	29	7	36
		% within Sample	2.0%	0.9%	1.6%
	6 Retired	Count	519	340	859
		% within Sample	36.2%	43.9%	38.9%
	7 Disabled	Count	34	9	43
		% within Sample	2.4%	1.2%	1.9%
	8 Other (specify)	Count	2	8	10
		% within Sample	0.1%	1.0%	0.5%
Total		Count	1435	775	2210
		% within Sample	100.0%	100.0%	100.0%

J7a Where is your primary place of employment located? * Sample Crosstabulation					
			Sample		Total
			Probability Sample	Non-Probability Sample	
J7a Where is your primary place of employment located?	1 Albemarle County	Count	374	198	572
		% within Sample	49.7%	54.0%	51.1%
	2 Charlottesville City	Count	268	122	390
		% within Sample	35.6%	33.2%	34.9%
	3 Fluvanna County	Count	6	3	9
		% within Sample	0.8%	0.8%	0.8%
	4 Greene County	Count	10	1	11
		% within Sample	1.3%	0.3%	1.0%
	5 Louisa County	Count	3	4	7
		% within Sample	0.4%	1.1%	0.6%
	6 Nelson County	Count	2	1	3
		% within Sample	0.3%	0.3%	0.3%
	7 Other (please specify)	Count	63	27	90
		% within Sample	8.4%	7.4%	8.0%
	8 All over	Count	26	11	37
		% within Sample	3.5%	3.0%	3.3%
Total		Count	752	367	1119
		% within Sample	100.0%	100.0%	100.0%

J8 What is the highest level of education you have completed? * Sample Crosstabulation					
			Sample		Total
			Probability Sample	Non-Probability Sample	
J8 What is the highest level of education you have completed?	1 Less than high school diploma	Count	25	2	27
		% within Sample	1.8%	0.3%	1.2%
	2 High school graduate/GED	Count	118	19	137
		% within Sample	8.3%	2.5%	6.3%
	3 Some college but no degree	Count	162	84	246
		% within Sample	11.4%	11.0%	11.2%
	4 Associates Degree (for example: AA, AS) or certificate in career or technical education program for job training	Count	91	36	127
		% within Sample	6.4%	4.7%	5.8%
	5 Bachelor's Degree (for example: BA, BS)	Count	356	211	567
		% within Sample	25.0%	27.6%	25.9%
	6 Some graduate work	Count	84	84	168
		% within Sample	5.9%	11.0%	7.7%
	7 Master's, Professional or Doctoral degree (for example: MA, MSW, MD, PhD)	Count	588	329	917
		% within Sample	41.3%	43.0%	41.9%
Total		Count	1424	765	2189
		% within Sample	100.0%	100.0%	100.0%

J9 Are you of Hispanic, Latino, or Spanish origin? * Sample Crosstabulation					
			Sample		Total
			Probability Sample	Non-Probability Sample	
J9 Are you of Hispanic, Latino, or Spanish origin?	1 Yes	Count	35	12	47
		% within Sample	2.6%	1.7%	2.3%
	2 No	Count	1331	689	2020
		% within Sample	97.4%	98.3%	97.7%
Total		Count	1366	701	2067
		% within Sample	100.0%	100.0%	100.0%

j10*sample Crosstabulation					
			Sample		Total
			Probability Sample	Non-Probability Sample	
j10 Which races do you identify ^a	J10_AmericanIndian American Indian or Alaska Native	Count	15	21	36
		% within sample	1.0%	2.7%	
	J10_Asian Asian	Count	53	10	63
		% within sample	3.7%	1.3%	
	J10_Black Black or African American	Count	96	20	116
		% within sample	6.7%	2.6%	
	J10_NativeHawaiian Native Hawaiian or other Pacific Islander	Count	7	8	15
		% within sample	0.5%	1.0%	
	J10_White White or Caucasian	Count	1178	645	1823
		% within sample	82.6%	84.0%	
	J10_Other Category not listed (Please describe)	Count	11	6	17
		% within sample	0.8%	0.8%	
	J10_Prefernoanswer Prefer not to answer	Count	108	92	200
		% within sample	7.6%	12.0%	
Total		Count	1425	768	2193
Percentages and totals are based on respondents.					
a. Dichotomy group tabulated at value 1.					

J11 Gender * Sample Crosstabulation					
			Sample		Total
			Probability Sample	Non-Probability Sample	
J11 Gender	1 Male	Count	651	352	1003
		% within Sample	44.6%	46.9%	45.4%
	2 Female	Count	808	393	1201
		% within Sample	55.4%	52.3%	54.3%
	3 I wish to provide my own description:	Count	0	6	6
		% within Sample	0.0%	0.8%	0.3%
Total		Count	1459	751	2210
		% within Sample	100.0%	100.0%	100.0%

J12 Which of the following income categories most closely describes your total household income in 2019 before taxes, including wages and all other income? * Sample Crosstabulation					
			Sample		Total
			Probability Sample	Non-Probability Sample	
J12 Which of the following income categories most closely describes your total household income in 2019 before taxes, including wages and all other income?	1 Less than \$10,000	Count	18	0	18
		% within Sample	1.5%	0.0%	1.0%
	2 \$10,000 - \$24,999	Count	87	10	97
		% within Sample	7.1%	1.6%	5.3%
	3 \$25,000 - \$49,999	Count	178	60	238
		% within Sample	14.5%	9.8%	13.0%
	4 \$50,000 - \$74,999	Count	225	102	327
		% within Sample	18.3%	16.7%	17.8%
	5 \$75,000 - \$99,999	Count	196	95	291
		% within Sample	16.0%	15.6%	15.8%
	6 \$100,000- \$149,999	Count	251	144	395
		% within Sample	20.5%	23.6%	21.5%
Total		Count	1227	610	1837
		% within Sample	100.0%	100.0%	100.0%

Appendix C:

Weighted Probability Cross-tabulations by Select Demographics

Cross-tabulation tables count survey cases in categories defined by two variables simultaneously. This appendix compares the survey questions by locality, type of community in which the resident lives, length of residence in Albemarle, age, and self-identified race/ethnicity.

In these tables, the percentages reflect percent within each demographic affiliation that selected the corresponding answer. For example, 8.2% of respondents aged 39 and younger have live in Albemarle County their entire life. In contrast, 9.4% of respondents aged 60 to 69 have lived in Albemarle their entire life. Rows formatted in bold indicate the relationship between variables is statistically significant at the 95% level of confidence.

When reading these tables, it is important to note the distinction between blank cells and cells with "0" counts. The weighted n in some cells in the table can be less than 1. When a "0" count is shown, that indicates the weighted n has been rounded down to zero. When a cell is blank, there are no cases at all in that cell. The "w%" column indicates the weighted percentage of respondents who answered a particular way, within categories displayed across the top of the table.

The data presented in these tables are based on responses from the probability sample only. The data have been weighted with base weights and post-stratification weights.

		Locality							
		Satellite Communities		Urban Ring & 29 North		Rural Northern Albemarle		Rural Southern Albemarle	
		wN	w%	wN	w%	wN	w%	wN	w%
Have you lived in Albemarle County all your life?	1 Yes	11	7.4%	47	5.9%	33	12.4%	52	19.0%
	2 No	136	92.6%	745	94.1%	236	87.6%	219	81.0%
Total		146	100.0%	791	100.0%	270	100.0%	271	100.0%
How many years in total have you lived in Albemarle County?	1 Less than one year	6	4.0%	59	7.4%	7	2.5%	8	2.9%
	2 1-5 years	33	22.6%	213	26.8%	33	12.3%	21	7.7%
	3 6-10 years	33	22.6%	97	12.3%	21	7.9%	27	9.8%
	4 11-20 years	25	17.3%	144	18.2%	49	18.1%	57	20.7%
	5 More than 20 years	49	33.6%	280	35.3%	160	59.3%	161	58.9%
Total		146	100.0%	795	100.0%	270	100.0%	273	100.0%
How would you characterize the area in which you live?	1 Urban	1	0.9%	130	16.8%	14	5.0%	9	3.5%
	2 Suburban	55	38.2%	557	72.0%	85	31.4%	31	11.6%
	3 Small town/Village	73	50.9%	71	9.2%	21	7.6%	42	15.8%
	4 Out in the country	9	6.0%	3	0.4%	150	55.3%	181	67.5%
	5 Other (specify)	6	3.9%	12	1.6%	2	0.7%	4	1.6%
Total		143	100.0%	774	100.0%	271	100.0%	268	100.0%
How would you rate the overall quality of life in Albemarle County?	1 Excellent	52	35.4%	249	31.3%	110	40.5%	94	34.8%
	2 Good	82	55.7%	458	57.7%	147	54.1%	140	51.7%
	3 Fair	12	8.0%	76	9.6%	14	5.3%	36	13.3%
	4 Poor	1	0.9%	11	1.3%			1	0.2%
Total		147	100.0%	793	100.0%	271	100.0%	270	100.0%
Thinking about 5 years from now, do you think the quality of life in Albemarle County will improve, get worse, or stay the same?	1 Improve	33	25.1%	170	25.1%	32	13.4%	42	17.7%
	2 Get worse	60	46.4%	285	42.1%	120	50.4%	117	49.3%
	3 Stay the same	37	28.5%	221	32.7%	86	36.2%	78	33.0%
Total		130	100.0%	676	100.0%	238	100.0%	237	100.0%
Thinking about 5 years from now, do you intend to	1 Albemarle County	101	87.9%	451	73.0%	199	89.3%	177	81.8%
	2 Charlottesville City			15	2.5%	2	0.9%	2	0.8%

		Locality							
		Satellite Communities		Urban Ring & 29 North		Rural Northern Albemarle		Rural Southern Albemarle	
		wN	w%	wN	w%	wN	w%	wN	w%
live in Albemarle, Charlottesville or somewhere else?	3 Other adjacent/nearby county	2	2.0%	23	3.8%	9	4.1%	14	6.6%
	4 Somewhere else	12	10.1%	129	20.8%	13	5.7%	23	10.8%
Total		115	100.0%	618	100.0%	223	100.0%	216	100.0%
Please rate the quality of the following Albemarle County service- County services overall	1 Excellent	21	16.6%	95	14.3%	44	17.8%	28	12.1%
	2 Good	82	63.7%	452	68.3%	152	62.1%	141	61.3%
	3 Fair	24	18.5%	111	16.8%	44	17.8%	53	23.0%
	4 Poor	2	1.2%	4	0.6%	6	2.3%	8	3.7%
Total		129	100.0%	663	100.0%	245	100.0%	230	100.0%
Please rate the quality of the following Albemarle County service- Fire services	1 Excellent	55	46.8%	281	48.3%	107	49.2%	77	34.2%
	2 Good	59	49.6%	283	48.5%	94	43.2%	126	56.2%
	3 Fair	4	3.7%	16	2.8%	13	6.1%	17	7.7%
	4 Poor			3	0.4%	3	1.5%	4	1.9%
Total		118	100.0%	583	100.0%	217	100.0%	224	100.0%
Please rate the quality of the following Albemarle County service- Albemarle County Police services	1 Excellent	34	27.9%	214	33.3%	84	35.3%	50	21.4%
	2 Good	70	57.5%	342	53.1%	121	51.0%	134	57.2%
	3 Fair	15	12.3%	70	10.9%	27	11.4%	41	17.6%
	4 Poor	3	2.4%	17	2.7%	5	2.2%	9	3.8%
Total		121	100.0%	643	100.0%	237	100.0%	235	100.0%
Please rate the quality of the following Albemarle County service- Ambulance/emergency medical services	1 Excellent	55	47.8%	298	50.3%	104	47.8%	75	35.3%
	2 Good	54	46.7%	263	44.4%	90	41.5%	103	48.3%
	3 Fair	6	5.5%	29	4.9%	22	10.1%	31	14.3%
	4 Poor			3	0.4%	2	0.7%	5	2.1%
Total		116	100.0%	592	100.0%	218	100.0%	213	100.0%
Please rate the quality of the following Albemarle County service- Traffic enforcement	1 Excellent	12	10.2%	94	14.0%	32	13.2%	19	8.2%
	2 Good	58	47.8%	321	48.2%	118	49.5%	121	52.6%
	3 Fair	36	29.4%	189	28.3%	70	29.2%	77	33.5%
	4 Poor	15	12.7%	63	9.5%	19	8.1%	13	5.6%
Total		121	100.0%	667	100.0%	239	100.0%	230	100.0%
	1 Excellent	7	6.2%	56	9.9%	25	11.8%	7	3.2%

		Locality							
		Satellite Communities		Urban Ring & 29 North		Rural Northern Albemarle		Rural Southern Albemarle	
		wN	w%	wN	w%	wN	w%	wN	w%
Please rate the quality of the following Albemarle County service- Code enforcement (weeds, junk, abandoned buildings, etc.)	2 Good	50	45.7%	230	40.4%	78	37.2%	68	31.7%
	3 Fair	33	30.5%	212	37.3%	82	39.2%	94	44.0%
	4 Poor	19	17.7%	70	12.3%	25	11.8%	45	21.1%
	Total	110	100.0%	568	100.0%	209	100.0%	213	100.0%
Please rate the quality of the following Albemarle County service- Fire prevention and education	1 Excellent	21	23.0%	124	25.7%	41	22.3%	29	16.1%
	2 Good	53	57.3%	252	52.2%	99	54.4%	99	54.7%
	3 Fair	18	19.0%	92	19.1%	39	21.7%	42	23.4%
	4 Poor	1	0.7%	14	2.9%	3	1.7%	11	5.8%
Total		93	100.0%	482	100.0%	182	100.0%	181	100.0%
Please rate the quality of the following Albemarle County service- Recycling services	1 Excellent	18	13.4%	71	10.1%	34	13.3%	26	10.5%
	2 Good	45	32.4%	253	36.1%	75	29.5%	67	27.0%
	3 Fair	38	27.9%	187	26.7%	71	27.9%	61	24.9%
	4 Poor	36	26.3%	191	27.2%	74	29.3%	93	37.6%
Total		138	100.0%	702	100.0%	253	100.0%	247	100.0%
Please rate the quality of the following Albemarle County service- Solid waste services	1 Excellent	27	22.3%	106	17.5%	37	17.2%	32	15.3%
	2 Good	67	54.7%	334	54.9%	92	42.7%	81	38.5%
	3 Fair	20	16.2%	130	21.3%	52	24.0%	59	28.1%
	4 Poor	8	6.9%	38	6.3%	35	16.1%	38	18.1%
Total		123	100.0%	608	100.0%	216	100.0%	211	100.0%
Please rate the quality of the following Albemarle County service- Community centers and their programs	1 Excellent	16	14.6%	101	18.5%	30	15.5%	32	17.0%
	2 Good	58	53.6%	269	49.3%	96	48.9%	73	38.9%
	3 Fair	29	26.9%	130	23.7%	53	27.2%	58	31.0%
	4 Poor	5	4.8%	46	8.4%	17	8.5%	25	13.2%
Total		109	100.0%	546	100.0%	197	100.0%	187	100.0%
Please rate the quality of the following Albemarle County service- County parks	1 Excellent	40	30.1%	218	30.2%	74	29.5%	56	22.9%
	2 Good	71	53.5%	361	50.0%	130	51.8%	144	58.2%
	3 Fair	17	12.7%	118	16.3%	42	16.5%	39	15.7%
	4 Poor	5	3.7%	25	3.5%	5	2.1%	8	3.2%

		Locality							
		Satellite Communities		Urban Ring & 29 North		Rural Northern Albemarle		Rural Southern Albemarle	
		wN	w%	wN	w%	wN	w%	wN	w%
Total		132	100.0%	722	100.0%	252	100.0%	247	100.0%
Please rate the quality of the following Albemarle County service- Street lighting	1 Excellent	13	9.2%	71	9.6%	29	13.5%	11	5.4%
	2 Good	60	43.8%	306	41.7%	101	46.7%	81	39.6%
	3 Fair	51	37.4%	228	31.1%	62	28.7%	66	32.0%
	4 Poor	13	9.5%	129	17.6%	24	11.1%	47	23.0%
Total		137	100.0%	733	100.0%	217	100.0%	206	100.0%
Please rate the quality of the following Albemarle County service- Economic development	1 Excellent	12	9.9%	70	11.6%	23	10.7%	11	5.8%
	2 Good	55	46.1%	271	44.7%	96	43.9%	66	33.2%
	3 Fair	33	27.4%	189	31.3%	72	32.7%	82	41.3%
	4 Poor	20	16.6%	76	12.5%	28	12.8%	39	19.7%
Total		119	100.0%	606	100.0%	219	100.0%	199	100.0%
Please rate the quality of the following Albemarle County service- Land use, planning and zoning	1 Excellent	4	3.1%	51	8.1%	18	7.6%	12	5.2%
	2 Good	37	28.8%	198	31.6%	89	36.5%	66	30.1%
	3 Fair	44	34.9%	237	37.8%	83	34.0%	83	37.8%
	4 Poor	42	33.2%	141	22.5%	53	21.9%	59	26.9%
Total		127	100.0%	626	100.0%	243	100.0%	221	100.0%
Please rate the quality of the following Albemarle County service- Stewardship of natural resources	1 Excellent	13	11.2%	71	12.5%	29	12.7%	18	7.9%
	2 Good	56	47.9%	260	45.6%	102	44.2%	90	40.2%
	3 Fair	36	31.0%	174	30.6%	75	32.3%	88	39.1%
	4 Poor	11	9.8%	65	11.4%	25	10.8%	29	12.8%
Total		116	100.0%	570	100.0%	231	100.0%	224	100.0%
Please rate the quality of the following Albemarle County service- Community engagement	1 Excellent	15	12.2%	88	14.1%	31	13.3%	15	7.4%
	2 Good	65	52.5%	270	43.5%	103	44.4%	82	39.7%
	3 Fair	34	27.0%	197	31.9%	75	32.2%	84	40.7%
	4 Poor	10	8.3%	65	10.5%	23	10.1%	25	12.2%
Total		125	100.0%	620	100.0%	232	100.0%	207	100.0%
Please rate the quality of the following Albemarle County service- Public information services	1 Excellent	15	12.3%	82	13.1%	37	16.0%	16	7.1%
	2 Good	62	50.5%	302	48.4%	112	48.4%	112	51.1%
	3 Fair	40	32.4%	187	29.9%	67	28.7%	68	31.3%
	4 Poor	6	4.9%	54	8.6%	16	6.9%	23	10.5%
Total		123	100.0%	625	100.0%	232	100.0%	219	100.0%

		Locality							
		Satellite Communities		Urban Ring & 29 North		Rural Northern Albemarle		Rural Southern Albemarle	
		wN	w%	wN	w%	wN	w%	wN	w%
Please rate the quality of the following Albemarle County service- Overall customer service from Albemarle county employees	1 Excellent	16	13.5%	117	19.2%	45	19.8%	30	13.0%
	2 Good	70	58.5%	325	53.5%	118	52.4%	128	55.0%
	3 Fair	29	24.1%	137	22.5%	51	22.7%	55	23.6%
	4 Poor	5	3.9%	29	4.8%	12	5.1%	19	8.3%
Total		119	100.0%	607	100.0%	225	100.0%	233	100.0%
Please rate the quality of the following Albemarle County service- Leadership by Board of Supervisors	1 Excellent	6	5.9%	54	10.5%	25	11.0%	13	5.9%
	2 Good	42	38.5%	209	40.9%	79	34.4%	59	27.4%
	3 Fair	38	35.2%	179	35.0%	78	34.0%	91	42.0%
	4 Poor	22	20.4%	70	13.6%	47	20.6%	53	24.6%
Total		108	100.0%	511	100.0%	229	100.0%	216	100.0%
Please rate the quality of the following Albemarle County service- Leadership of County Executive office and staff	1 Excellent	8	8.0%	49	10.8%	24	13.4%	12	6.5%
	2 Good	37	38.4%	201	44.2%	82	45.0%	60	32.4%
	3 Fair	37	38.5%	153	33.5%	49	26.9%	80	43.4%
	4 Poor	15	15.1%	52	11.5%	27	14.7%	33	17.8%
Total		96	100.0%	456	100.0%	182	100.0%	184	100.0%
Please rate the quality of the following Albemarle County service- The job the County is doing in treating all residents fairly	1 Excellent	8	7.8%	61	11.2%	28	13.8%	15	6.9%
	2 Good	50	48.3%	232	42.1%	79	39.2%	82	38.8%
	3 Fair	27	25.7%	176	32.0%	61	30.2%	74	35.2%
	4 Poor	19	18.2%	80	14.6%	34	16.9%	40	19.1%
Total		104	100.0%	550	100.0%	203	100.0%	211	100.0%
How satisfied are you overall with the value of service provided in Albemarle for your tax dollars?	1 Very satisfied	32	24.7%	139	19.9%	53	20.5%	38	15.4%
	2 Somewhat satisfied	72	55.2%	430	61.6%	142	55.1%	127	52.3%
	3 Somewhat unsatisfied	20	15.5%	96	13.8%	44	17.2%	47	19.4%
	4 Very unsatisfied	6	4.5%	33	4.7%	19	7.2%	32	12.9%
Total		130	100.0%	698	100.0%	258	100.0%	244	100.0%
	1 Very convenient	84	58.7%	551	71.5%	177	65.2%	138	51.5%

		Locality							
		Satellite Communities		Urban Ring & 29 North		Rural Northern Albemarle		Rural Southern Albemarle	
		wN	w%	wN	w%	wN	w%	wN	w%
Convenience in accessing the following within Albemarle County- Hospitals	2 Somewhat convenient	44	31.0%	184	23.9%	81	29.9%	91	34.0%
	3 Somewhat inconvenient	15	10.3%	29	3.7%	11	4.1%	35	13.2%
	4 Very inconvenient			7	0.9%	2	0.8%	3	1.3%
Total		143	100.0%	771	100.0%	271	100.0%	268	100.0%
Convenience in accessing the following within Albemarle County- Medical care	1 Very convenient	91	64.2%	575	74.9%	187	70.4%	139	52.1%
	2 Somewhat convenient	44	31.0%	158	20.6%	71	26.7%	102	38.3%
	3 Somewhat inconvenient	7	4.9%	25	3.3%	6	2.4%	21	8.0%
	4 Very inconvenient			10	1.3%	1	0.5%	4	1.6%
Total		142	100.0%	768	100.0%	266	100.0%	266	100.0%
Convenience in accessing the following within Albemarle County- Emergency services	1 Very convenient	91	68.8%	501	74.7%	158	65.3%	113	48.4%
	2 Somewhat convenient	37	27.7%	147	21.9%	76	31.6%	86	36.7%
	3 Somewhat inconvenient	4	2.8%	17	2.5%	6	2.5%	25	10.8%
	4 Very inconvenient	1	0.6%	6	1.0%	2	0.6%	10	4.2%
Total		133	100.0%	671	100.0%	242	100.0%	235	100.0%
Convenience in accessing the following within Albemarle County- Public schools	1 Very convenient	84	76.8%	370	69.2%	143	65.9%	128	59.7%
	2 Somewhat convenient	21	19.1%	131	24.6%	63	29.0%	73	34.2%
	3 Somewhat inconvenient	5	4.1%	22	4.2%	10	4.4%	8	3.7%
	4 Very inconvenient			11	2.0%	2	0.7%	5	2.3%
Total		110	100.0%	534	100.0%	218	100.0%	214	100.0%
Convenience in accessing the following within Albemarle County- Libraries	1 Very convenient	97	69.5%	411	57.5%	130	52.8%	130	52.9%
	2 Somewhat convenient	30	21.4%	210	29.4%	83	34.0%	85	34.4%
	3 Somewhat inconvenient	9	6.2%	73	10.2%	26	10.6%	27	10.8%
	4 Very inconvenient	4	2.9%	21	3.0%	6	2.6%	5	1.9%
Total		140	100.0%	715	100.0%	245	100.0%	246	100.0%
Convenience in accessing the following within Albemarle County- Child care	1 Very convenient	13	29.2%	78	34.5%	15	19.4%	20	18.7%
	2 Somewhat convenient	14	32.1%	75	33.0%	29	37.9%	40	38.5%
	3 Somewhat inconvenient	15	33.5%	53	23.2%	27	35.5%	31	29.5%
	4 Very inconvenient	2	5.3%	21	9.2%	6	7.2%	14	13.2%

		Locality							
		Satellite Communities		Urban Ring & 29 North		Rural Northern Albemarle		Rural Southern Albemarle	
		wN	w%	wN	w%	wN	w%	wN	w%
Total		45	100.0%	226	100.0%	77	100.0%	104	100.0%
Convenience in accessing the following within Albemarle County- Places of worship	1 Very convenient	67	57.1%	405	65.9%	149	69.1%	136	64.3%
	2 Somewhat convenient	41	35.3%	180	29.2%	55	25.3%	69	32.5%
	3 Somewhat inconvenient	8	6.5%	23	3.8%	9	4.3%	4	1.7%
	4 Very inconvenient	1	1.2%	6	1.0%	3	1.2%	3	1.4%
Total		118	100.0%	615	100.0%	216	100.0%	212	100.0%
Convenience in accessing the following within Albemarle County- Community centers	1 Very convenient	27	27.4%	192	37.3%	45	25.7%	52	25.9%
	2 Somewhat convenient	50	50.0%	210	40.7%	86	49.4%	90	44.9%
	3 Somewhat inconvenient	14	13.8%	87	16.9%	37	21.5%	40	20.2%
	4 Very inconvenient	9	8.9%	26	5.0%	6	3.4%	18	9.0%
Total		100	100.0%	515	100.0%	173	100.0%	200	100.0%
Convenience in accessing the following within Albemarle County- Cultural organizations (galleries, theaters, etc.)	1 Very convenient	32	24.5%	268	39.5%	89	36.0%	62	25.8%
	2 Somewhat convenient	58	44.7%	291	42.8%	102	41.5%	107	44.4%
	3 Somewhat inconvenient	33	25.5%	94	13.8%	42	17.1%	51	21.0%
	4 Very inconvenient	7	5.3%	26	3.9%	13	5.4%	21	8.8%
Total		130	100.0%	679	100.0%	246	100.0%	241	100.0%
Convenience in accessing the following within Albemarle County- Parks	1 Very convenient	69	50.4%	384	51.3%	120	46.2%	120	45.9%
	2 Somewhat convenient	52	38.0%	269	36.0%	118	45.7%	114	43.3%
	3 Somewhat inconvenient	13	9.1%	74	9.8%	19	7.2%	21	8.1%
	4 Very inconvenient	4	2.6%	21	2.8%	2	0.9%	7	2.6%
Total		138	100.0%	748	100.0%	259	100.0%	262	100.0%
Convenience in accessing the following within Albemarle County- Greenway trails	1 Very convenient	63	50.2%	315	49.3%	98	42.3%	84	37.8%
	2 Somewhat convenient	52	41.7%	228	35.7%	96	41.4%	95	42.8%
	3 Somewhat inconvenient	6	5.0%	78	12.2%	30	12.7%	33	15.1%
	4 Very inconvenient	4	3.1%	18	2.9%	8	3.5%	10	4.3%
Total		126	100.0%	639	100.0%	232	100.0%	221	100.0%
Convenience in accessing the following within	1 Very convenient	41	29.9%	165	25.2%	50	20.7%	49	20.0%
	2 Somewhat convenient	37	26.5%	205	31.3%	65	26.7%	73	30.1%

		Locality							
		Satellite Communities		Urban Ring & 29 North		Rural Northern Albemarle		Rural Southern Albemarle	
		wN	w%	wN	w%	wN	w%	wN	w%
Albemarle County- Solid waste and recycling services	3 Somewhat inconvenient	37	27.1%	181	27.7%	77	31.5%	68	27.9%
	4 Very inconvenient	23	16.5%	104	15.8%	51	21.1%	54	22.0%
Total		138	100.0%	654	100.0%	243	100.0%	243	100.0%
Convenience in accessing the following within Albemarle County- Getting around by car	1 Very convenient	44	31.0%	319	41.0%	90	33.8%	99	37.3%
	2 Somewhat convenient	58	40.7%	291	37.4%	115	43.3%	115	43.5%
	3 Somewhat inconvenient	26	18.4%	126	16.2%	45	16.9%	46	17.2%
	4 Very inconvenient	14	9.8%	42	5.4%	16	5.9%	5	1.9%
Total		143	100.0%	777	100.0%	266	100.0%	266	100.0%
Convenience in accessing the following within Albemarle County- Public transportation	1 Very convenient	15	18.9%	121	25.6%	25	18.4%	18	13.1%
	2 Somewhat convenient	34	42.8%	156	33.0%	47	33.9%	51	36.9%
	3 Somewhat inconvenient	15	18.9%	122	25.8%	40	28.9%	37	26.9%
	4 Very inconvenient	16	19.4%	73	15.6%	26	18.8%	32	23.0%
Total		80	100.0%	472	100.0%	137	100.0%	138	100.0%
Convenience in accessing the following within Albemarle County- Sidewalks and pedestrian walkways	1 Very convenient	24	17.1%	128	17.8%	39	17.4%	22	11.0%
	2 Somewhat convenient	54	38.8%	286	39.5%	88	38.7%	74	37.0%
	3 Somewhat inconvenient	45	32.7%	195	27.1%	67	29.4%	51	25.6%
	4 Very inconvenient	16	11.4%	113	15.6%	33	14.5%	53	26.4%
Total		139	100.0%	723	100.0%	227	100.0%	199	100.0%
Convenience in accessing the following within Albemarle County- Biking lanes	1 Very convenient	13	12.8%	74	14.0%	43	20.9%	18	9.6%
	2 Somewhat convenient	30	30.9%	184	34.8%	44	21.0%	59	31.8%
	3 Somewhat inconvenient	28	28.8%	166	31.2%	58	27.9%	51	27.4%
	4 Very inconvenient	27	27.5%	106	20.0%	62	30.1%	58	31.2%
Total		98	100.0%	530	100.0%	207	100.0%	186	100.0%
Convenience in accessing the following within Albemarle County- Grocery stores	1 Very convenient	67	45.8%	578	73.4%	170	63.1%	139	52.2%
	2 Somewhat convenient	63	43.1%	179	22.7%	88	32.9%	93	34.9%
	3 Somewhat inconvenient	12	8.5%	20	2.6%	8	3.0%	29	10.7%
	4 Very inconvenient	4	2.6%	11	1.3%	3	1.0%	6	2.1%

		Locality							
		Satellite Communities		Urban Ring & 29 North		Rural Northern Albemarle		Rural Southern Albemarle	
		wN	w%	wN	w%	wN	w%	wN	w%
Total		146	100.0%	788	100.0%	269	100.0%	266	100.0%
Convenience in accessing the following within Albemarle County-Shopping centers	1 Very convenient	43	30.5%	482	61.7%	146	54.8%	91	35.5%
	2 Somewhat convenient	59	41.6%	230	29.4%	101	37.8%	110	42.7%
	3 Somewhat inconvenient	28	19.6%	50	6.4%	16	5.8%	39	15.1%
	4 Very inconvenient	12	8.3%	20	2.6%	4	1.5%	17	6.7%
Total		141	100.0%	782	100.0%	267	100.0%	257	100.0%
Generally, how important do you think it is for Albemarle County to support economic development in the county?	1 Very important	53	40.6%	308	41.3%	96	36.8%	77	29.5%
	2 Important	43	33.1%	279	37.3%	83	31.7%	83	31.7%
	3 Somewhat important	19	14.3%	85	11.4%	33	12.7%	44	16.8%
	4 Slightly important	3	2.3%	24	3.2%	18	7.0%	22	8.5%
	5 Not at all important	5	3.8%	10	1.3%	15	5.7%	11	4.0%
	6 Depends	8	5.9%	41	5.4%	16	6.1%	25	9.5%
Total		131	100.0%	747	100.0%	261	100.0%	263	100.0%
What do you think about the amount of development in Albemarle regarding-Residential development	1 Too low	4	3.4%	93	13.6%	18	7.1%	15	6.1%
	2 About right	36	26.9%	286	41.5%	96	38.7%	80	32.9%
	3 Too high	93	69.7%	309	44.9%	134	54.2%	148	61.0%
Total		133	100.0%	689	100.0%	248	100.0%	243	100.0%
What do you think about the amount of development in Albemarle regarding-Office development	1 Too low	12	11.2%	49	8.8%	17	7.4%	18	9.0%
	2 About right	77	71.3%	360	64.8%	145	62.3%	112	55.4%
	3 Too high	19	17.5%	146	26.4%	70	30.3%	72	35.6%
Total		109	100.0%	555	100.0%	232	100.0%	202	100.0%
What do you think about the amount of development in Albemarle regarding-Retail development	1 Too low	36	28.8%	108	16.3%	29	11.2%	36	15.0%
	2 About right	69	54.8%	326	49.3%	129	50.7%	116	48.2%
	3 Too high	21	16.4%	227	34.4%	97	38.1%	88	36.8%
Total		126	100.0%	660	100.0%	255	100.0%	240	100.0%
What do you think about the amount of development	1 Too low	32	32.8%	133	27.7%	55	27.8%	62	30.8%
	2 About right	56	56.6%	251	52.3%	106	53.2%	84	42.1%

		Locality							
		Satellite Communities		Urban Ring & 29 North		Rural Northern Albemarle		Rural Southern Albemarle	
		wN	w%	wN	w%	wN	w%	wN	w%
in Albemarle regarding- Industrial development	3 Too high	10	10.6%	96	20.1%	38	19.0%	54	27.2%
Total		98	100.0%	480	100.0%	199	100.0%	200	100.0%
What is your opinion of the County's rate of growth over the past few years?	1 Much too fast	51	36.2%	171	24.3%	74	28.9%	101	40.5%
	2 A little too fast	53	37.8%	268	38.0%	101	39.5%	94	37.5%
	3 About right	29	20.5%	224	31.7%	69	26.8%	42	16.8%
	4 A little too slow	7	4.8%	27	3.8%	12	4.5%	12	4.7%
	5 Much too slow	1	0.6%	16	2.2%	1	0.3%	1	0.6%
Total		141	100.0%	704	100.0%	256	100.0%	250	100.0%
How do you think future growth and development in Albemarle will affect - Housing affordability	1 A lot worse	59	46.1%	324	44.8%	106	42.5%	107	44.2%
	2 A little worse	40	31.0%	243	33.7%	78	31.4%	73	30.0%
	3 Neither better nor worse	15	12.0%	71	9.8%	30	12.2%	27	11.2%
	4 A little better	11	9.0%	64	8.8%	29	11.7%	30	12.4%
	5 A lot better	2	1.8%	21	2.9%	6	2.2%	5	2.2%
Total		127	100.0%	723	100.0%	249	100.0%	243	100.0%
How do you think future growth and development in Albemarle will affect - Schools or community services	1 A lot worse	39	33.5%	133	20.8%	56	24.0%	60	26.0%
	2 A little worse	51	44.1%	226	35.5%	79	34.3%	71	30.8%
	3 Neither better nor worse	17	14.2%	143	22.5%	49	21.1%	53	23.2%
	4 A little better	9	7.6%	110	17.3%	40	17.3%	33	14.5%
	5 A lot better	1	0.6%	25	4.0%	7	3.2%	13	5.5%
Total		116	100.0%	637	100.0%	232	100.0%	231	100.0%
How do you think future growth and development in Albemarle will affect - Ease of getting around by car	1 A lot worse	69	51.0%	314	41.3%	124	47.3%	124	49.1%
	2 A little worse	50	37.3%	294	38.6%	88	33.5%	83	32.8%
	3 Neither better nor worse	13	9.9%	86	11.3%	32	12.0%	30	12.0%
	4 A little better	2	1.7%	54	7.1%	12	4.7%	8	3.3%
	5 A lot better			13	1.7%	7	2.5%	7	2.7%
Total		135	100.0%	762	100.0%	263	100.0%	252	100.0%
How do you think future growth and development in	1 A lot worse	54	40.4%	298	40.4%	109	43.8%	110	44.8%
	2 A little worse	53	39.7%	278	37.7%	79	31.8%	89	36.2%
	3 Neither better nor worse	22	16.2%	119	16.1%	52	20.9%	35	14.4%

		Locality							
		Satellite Communities		Urban Ring & 29 North		Rural Northern Albemarle		Rural Southern Albemarle	
		wN	w%	wN	w%	wN	w%	wN	w%
Albemarle will affect - Parking	4 A little better	5	3.7%	34	4.6%	7	2.8%	5	1.8%
	5 A lot better			10	1.3%	2	0.8%	7	2.8%
Total		135	100.0%	739	100.0%	249	100.0%	245	100.0%
How do you think future growth and development in Albemarle will affect - Job availability	1 A lot worse	13	11.1%	45	6.9%	16	7.2%	21	9.3%
	2 A little worse	12	10.7%	100	15.4%	31	14.1%	26	11.8%
	3 Neither better nor worse	27	24.1%	170	26.0%	64	28.6%	84	37.5%
	4 A little better	56	49.1%	255	39.0%	91	40.8%	74	32.8%
	5 A lot better	6	5.0%	82	12.6%	21	9.2%	19	8.5%
Total		113	100.0%	653	100.0%	224	100.0%	225	100.0%
How do you think future growth and development in Albemarle will affect - Rural character/beauty	1 A lot worse	43	33.3%	228	30.7%	96	36.7%	118	46.5%
	2 A little worse	54	41.8%	242	32.6%	92	35.0%	74	29.3%
	3 Neither better nor worse	24	18.4%	187	25.2%	59	22.4%	41	16.0%
	4 A little better	6	4.4%	63	8.5%	10	3.7%	13	5.0%
	5 A lot better	3	2.1%	22	3.0%	6	2.2%	8	3.2%
Total		130	100.0%	742	100.0%	262	100.0%	254	100.0%
How do you think future growth and development in Albemarle will affect - Safety	1 A lot worse	25	19.2%	72	10.2%	38	15.0%	49	20.2%
	2 A little worse	48	37.5%	234	33.3%	70	27.6%	78	32.0%
	3 Neither better nor worse	47	36.6%	282	40.0%	124	48.7%	100	41.1%
	4 A little better	7	5.4%	94	13.3%	17	6.5%	7	3.1%
	5 A lot better	2	1.3%	22	3.1%	5	2.1%	9	3.7%
Total		128	100.0%	704	100.0%	255	100.0%	243	100.0%
How do you think future growth and development in Albemarle will affect - Overall quality of living	1 A lot worse	26	20.2%	89	12.0%	36	13.7%	48	19.2%
	2 A little worse	47	36.1%	246	33.2%	92	35.2%	101	40.0%
	3 Neither better nor worse	35	27.3%	224	30.2%	92	35.1%	73	29.0%
	4 A little better	17	13.4%	144	19.4%	31	11.8%	20	7.8%
	5 A lot better	4	3.0%	38	5.2%	11	4.2%	10	3.9%

		Locality							
		Satellite Communities		Urban Ring & 29 North		Rural Northern Albemarle		Rural Southern Albemarle	
		wN	w%	wN	w%	wN	w%	wN	w%
Total		130	100.0%	741	100.0%	262	100.0%	252	100.0%
How do you think future growth and development in Albemarle will affect - Something else (please specify):	1 A lot worse	7	80.1%	36	62.4%	19	68.2%	19	63.1%
	2 A little worse	1	12.3%	9	15.9%	4	14.4%	3	10.2%
	3 Neither better nor worse			4	7.6%	2	6.0%	6	18.7%
	4 A little better	1	7.7%	2	3.5%	1	3.7%	1	3.6%
	5 A lot better			6	10.6%	2	7.6%	1	4.5%
Total		9	100.0%	58	100.0%	28	100.0%	30	100.0%
Agreement that - Residential development of the land in the County is happening too quickly	1 Strongly agree	73	53.8%	252	35.6%	113	44.5%	146	56.9%
	2 Somewhat agree	43	32.0%	287	40.6%	94	36.9%	84	33.0%
	3 Somewhat disagree	14	10.2%	123	17.3%	37	14.7%	18	7.2%
	4 Strongly disagree	5	4.0%	46	6.5%	10	3.9%	7	2.9%
Total		135	100.0%	708	100.0%	254	100.0%	256	100.0%
Agreement that - Commercial development of the land in the County is happening too quickly	1 Strongly agree	18	15.2%	182	27.1%	81	33.7%	90	37.4%
	2 Somewhat agree	45	36.8%	265	39.3%	93	38.7%	76	31.7%
	3 Somewhat disagree	52	42.6%	180	26.8%	54	22.6%	58	24.1%
	4 Strongly disagree	7	5.5%	46	6.8%	12	5.0%	16	6.8%
Total		121	100.0%	674	100.0%	241	100.0%	240	100.0%
Agreement that - It is more important to preserve farmland in the County than it is to have more development	1 Strongly agree	48	37.1%	237	33.7%	133	50.8%	155	59.6%
	2 Somewhat agree	59	45.1%	258	36.6%	86	32.7%	70	27.0%
	3 Somewhat disagree	21	15.9%	158	22.4%	33	12.6%	27	10.2%
	4 Strongly disagree	2	1.8%	51	7.3%	10	4.0%	8	3.1%
Total		130	100.0%	704	100.0%	262	100.0%	259	100.0%
Agreement that - It is important to have less development in the County even if it means you may pay more in taxes	1 Strongly agree	23	19.3%	92	13.2%	51	20.4%	60	24.8%
	2 Somewhat agree	43	36.4%	255	36.6%	89	35.7%	94	39.0%
	3 Somewhat disagree	35	29.2%	237	34.1%	72	28.6%	52	21.3%
	4 Strongly disagree	18	15.1%	112	16.1%	38	15.3%	36	14.9%
Total		119	100.0%	696	100.0%	250	100.0%	242	100.0%
Agreement that - It is better to have more homes on	1 Strongly agree	30	23.2%	203	28.3%	65	26.0%	74	31.0%
	2 Somewhat agree	50	39.2%	291	40.5%	101	40.7%	75	31.2%

		Locality							
		Satellite Communities		Urban Ring & 29 North		Rural Northern Albemarle		Rural Southern Albemarle	
		wN	w%	wN	w%	wN	w%	wN	w%
smaller lots and set aside areas for open space in order to permanently preserve land and maintain the character of the community	3 Somewhat disagree	27	21.5%	158	22.0%	50	19.9%	62	26.2%
	4 Strongly disagree	20	16.1%	67	9.3%	33	13.4%	28	11.6%
Total		127	100.0%	719	100.0%	249	100.0%	239	100.0%
Agreement that - It is better to have neighborhoods in which there is a mix of low-, middle-, and high-income housing options	1 Strongly agree	39	30.0%	235	32.0%	67	28.2%	78	33.4%
	2 Somewhat agree	51	38.9%	298	40.4%	92	38.4%	83	35.7%
	3 Somewhat disagree	23	17.8%	135	18.4%	46	19.3%	48	20.7%
	4 Strongly disagree	18	13.4%	68	9.2%	34	14.1%	24	10.2%
Total		131	100.0%	736	100.0%	239	100.0%	234	100.0%
Agreement that - It is better to have neighborhoods in which there is a mix of housing options and small-scale retail and office development	1 Strongly agree	32	26.5%	187	25.7%	50	20.5%	49	20.6%
	2 Somewhat agree	56	46.4%	355	48.7%	118	48.7%	114	47.8%
	3 Somewhat disagree	26	21.4%	126	17.3%	51	20.9%	52	21.9%
	4 Strongly disagree	7	5.7%	60	8.2%	24	9.8%	23	9.7%
Total		120	100.0%	729	100.0%	242	100.0%	240	100.0%
Thinking about transportation in Albemarle County, please tell us whether you have concerns about - Traffic congestion	1 Very concerned	74	51.6%	337	43.4%	114	42.6%	120	44.7%
	2 Concerned	41	28.6%	238	30.6%	82	30.5%	61	22.8%
	3 Somewhat concerned	14	9.7%	107	13.7%	32	12.1%	53	19.8%
	4 Slightly concerned	7	4.7%	64	8.2%	24	8.8%	20	7.5%
	5 Not at all concerned	8	5.4%	31	4.0%	16	6.0%	14	5.2%
Total		143	100.0%	777	100.0%	268	100.0%	268	100.0%
Thinking about transportation in Albemarle County, please tell us whether you have concerns about - Road quality	1 Very concerned	34	24.4%	168	21.8%	64	23.8%	79	29.5%
	2 Concerned	39	28.1%	200	26.0%	84	31.2%	78	29.1%
	3 Somewhat concerned	29	20.6%	159	20.6%	49	18.2%	55	20.5%
	4 Slightly concerned	13	9.3%	116	15.1%	30	11.2%	25	9.5%
	5 Not at all concerned	25	17.6%	127	16.5%	42	15.6%	30	11.4%
Total		140	100.0%	769	100.0%	268	100.0%	268	100.0%

		Locality							
		Satellite Communities		Urban Ring & 29 North		Rural Northern Albemarle		Rural Southern Albemarle	
		wN	w%	wN	w%	wN	w%	wN	w%
Thinking about transportation in Albemarle County, please tell us whether you have concerns about - Safety related to bicycling	1 Very concerned	42	32.5%	202	28.4%	88	34.5%	86	34.3%
	2 Concerned	30	23.5%	165	23.3%	56	22.0%	58	22.8%
	3 Somewhat concerned	20	15.5%	151	21.2%	46	17.9%	38	14.9%
	4 Slightly concerned	19	14.5%	102	14.4%	31	12.3%	31	12.4%
	5 Not at all concerned	18	14.0%	90	12.7%	34	13.3%	39	15.6%
Total		128	100.0%	710	100.0%	255	100.0%	252	100.0%
Thinking about transportation in Albemarle County, please tell us whether you have concerns about - Pedestrian safety	1 Very concerned	33	23.7%	208	27.4%	57	21.7%	69	27.3%
	2 Concerned	41	29.3%	212	28.0%	69	26.1%	65	25.6%
	3 Somewhat concerned	23	16.4%	151	19.8%	62	23.7%	44	17.4%
	4 Slightly concerned	27	19.2%	120	15.7%	43	16.2%	40	15.8%
	5 Not at all concerned	16	11.4%	69	9.1%	32	12.3%	35	13.9%
Total		139	100.0%	760	100.0%	263	100.0%	254	100.0%
Thinking about transportation in Albemarle County, please tell us whether you have concerns about - Residential parking	1 Very concerned	16	11.4%	123	16.4%	26	10.4%	30	12.1%
	2 Concerned	30	21.7%	155	20.8%	40	16.0%	34	13.7%
	3 Somewhat concerned	23	16.7%	144	19.2%	40	16.1%	44	17.5%
	4 Slightly concerned	18	13.3%	128	17.1%	38	15.1%	35	13.9%
	5 Not at all concerned	50	36.8%	198	26.5%	105	42.3%	107	42.9%
Total		137	100.0%	748	100.0%	248	100.0%	249	100.0%
Thinking about transportation in Albemarle County, please tell us whether you have concerns about - Commercial/retail parking	1 Very concerned	17	12.1%	110	14.5%	26	10.3%	34	13.3%
	2 Concerned	32	23.0%	155	20.3%	41	15.9%	42	16.4%
	3 Somewhat concerned	27	19.0%	145	19.1%	47	18.2%	54	20.9%
	4 Slightly concerned	22	15.9%	123	16.1%	49	19.2%	41	16.1%
	5 Not at all concerned	42	30.1%	228	30.0%	93	36.3%	85	33.2%
Total		140	100.0%	761	100.0%	256	100.0%	256	100.0%
How important is it for Albemarle County to allocate tax dollars to - Parks and recreation	1 Very important	43	32.8%	264	34.6%	89	34.1%	89	34.9%
	2 Important	55	41.9%	298	39.0%	92	35.0%	94	36.8%
	3 Somewhat important	27	20.1%	145	18.9%	58	22.3%	49	19.2%
	4 Slightly important	6	4.7%	44	5.8%	21	7.8%	19	7.3%

		Locality							
		Satellite Communities		Urban Ring & 29 North		Rural Northern Albemarle		Rural Southern Albemarle	
		wN	w%	wN	w%	wN	w%	wN	w%
facilities, programs, and services	5 Not at all important	1	0.5%	13	1.6%	2	0.9%	5	1.8%
Total		132	100.0%	764	100.0%	263	100.0%	255	100.0%
How important is it for Albemarle County to allocate tax dollars to - Improvements to roads, bike/pedestrian paths, and public transit	1 Very important	57	42.1%	337	43.8%	108	40.9%	117	44.9%
	2 Important	54	39.7%	286	37.2%	99	37.4%	79	30.2%
	3 Somewhat important	22	16.4%	97	12.7%	44	16.8%	40	15.4%
	4 Slightly important	2	1.8%	38	5.0%	9	3.2%	17	6.5%
	5 Not at all important			11	1.4%	4	1.7%	8	2.9%
Total		135	100.0%	770	100.0%	264	100.0%	260	100.0%
How important is it for Albemarle County to allocate tax dollars to - Improvement/Expansion of school facilities	1 Very important	63	51.7%	295	41.8%	92	36.3%	99	39.0%
	2 Important	38	31.6%	255	36.2%	88	34.7%	81	32.0%
	3 Somewhat important	18	14.5%	111	15.7%	42	16.5%	37	14.6%
	4 Slightly important	2	1.7%	33	4.7%	19	7.5%	23	9.1%
	5 Not at all important	1	0.5%	12	1.7%	12	4.9%	14	5.4%
Total		122	100.0%	706	100.0%	252	100.0%	253	100.0%
How important is it for Albemarle County to allocate tax dollars to - Improvement/Expansion of other public buildings and facilities	1 Very important	8	6.8%	76	10.9%	6	2.7%	19	7.8%
	2 Important	36	28.9%	195	27.8%	43	17.9%	54	21.7%
	3 Somewhat important	54	43.5%	247	35.2%	111	46.1%	85	34.3%
	4 Slightly important	15	12.1%	132	18.9%	51	21.2%	49	19.6%
	5 Not at all important	11	8.6%	51	7.3%	29	12.1%	41	16.6%
Total		123	100.0%	701	100.0%	241	100.0%	248	100.0%
How important is it for Albemarle County to allocate tax dollars to - Improvements to rural broadband access	1 Very important	32	25.3%	215	30.5%	102	40.5%	118	45.2%
	2 Important	43	33.6%	192	27.2%	68	27.0%	64	24.7%
	3 Somewhat important	27	21.3%	167	23.6%	40	16.1%	41	15.8%
	4 Slightly important	17	12.9%	85	12.0%	25	9.9%	27	10.3%
	5 Not at all important	9	6.9%	47	6.7%	16	6.5%	10	4.0%
Total		128	100.0%	706	100.0%	252	100.0%	261	100.0%
	1 Very important	51	37.6%	383	50.5%	100	37.9%	110	41.6%

		Locality							
		Satellite Communities		Urban Ring & 29 North		Rural Northern Albemarle		Rural Southern Albemarle	
		wN	w%	wN	w%	wN	w%	wN	w%
How important is it for Albemarle County to allocate tax dollars to - Ensuring there is affordable housing in the county	2 Important	42	31.1%	176	23.3%	74	28.0%	68	25.7%
	3 Somewhat important	22	16.0%	112	14.7%	39	14.8%	40	15.1%
	4 Slightly important	14	10.4%	54	7.1%	31	11.8%	31	11.8%
	5 Not at all important	7	4.8%	33	4.4%	20	7.4%	16	5.9%
Total		136	100.0%	758	100.0%	264	100.0%	266	100.0%
How important is it for Albemarle County to allocate tax dollars to - Protection and management of land to support native plants/wildlife	1 Very important	62	44.9%	325	42.4%	126	47.4%	151	56.8%
	2 Important	42	30.6%	224	29.3%	83	31.3%	60	22.4%
	3 Somewhat important	18	13.0%	134	17.5%	23	8.8%	26	9.7%
	4 Slightly important	14	10.0%	61	7.9%	25	9.5%	16	6.2%
	5 Not at all important	2	1.5%	22	2.8%	8	3.0%	13	4.9%
Total		138	100.0%	766	100.0%	266	100.0%	266	100.0%
How important is it for Albemarle County to allocate tax dollars to - Other (please specify)	1 Very important	5	66.0%	44	80.9%	9	60.3%	19	96.4%
	2 Important	2	22.6%	7	12.5%	1	9.3%		
	3 Somewhat important	1	11.4%	3	5.4%	2	13.1%		
	4 Slightly important			1	1.2%				
	5 Not at all important					2	17.3%	1	3.6%
Total		7	100.0%	54	100.0%	14	100.0%	20	100.0%
How important do you consider - Having an energy-efficient home	1 Very important	65	45.1%	357	46.1%	120	44.4%	131	49.9%
	2 Important	55	38.7%	295	38.1%	106	39.4%	98	37.0%
	3 Somewhat important	16	10.9%	94	12.1%	36	13.3%	24	9.1%
	4 Slightly important	7	4.7%	17	2.2%	6	2.1%	6	2.2%
	5 Not at all important	1	0.6%	12	1.5%	2	0.6%	5	1.9%
Total		143	100.0%	774	100.0%	269	100.0%	264	100.0%
How important do you consider - Living close to work in order to save energy	1 Very important	14	12.5%	213	29.8%	40	16.6%	46	19.1%
	2 Important	47	41.3%	272	38.0%	91	38.0%	80	33.0%
	3 Somewhat important	27	24.0%	153	21.4%	60	25.2%	63	26.2%
	4 Slightly important	15	13.5%	45	6.3%	33	13.9%	29	12.2%

		Locality							
		Satellite Communities		Urban Ring & 29 North		Rural Northern Albemarle		Rural Southern Albemarle	
		wN	w%	wN	w%	wN	w%	wN	w%
	5 Not at all important	10	8.7%	33	4.6%	15	6.3%	23	9.6%
Total		114	100.0%	716	100.0%	239	100.0%	242	100.0%
How important do you consider - Protecting the native plants and animals in Albemarle County	1 Very important	49	34.3%	320	41.2%	119	44.3%	139	51.8%
	2 Important	51	36.1%	233	30.0%	83	31.0%	83	31.1%
	3 Somewhat important	25	17.6%	134	17.3%	38	14.1%	22	8.2%
	4 Slightly important	9	6.4%	71	9.2%	22	8.4%	18	6.7%
	5 Not at all important	8	5.5%	18	2.3%	6	2.2%	6	2.3%
Total		142	100.0%	776	100.0%	267	100.0%	268	100.0%
How important do you consider - Albemarle County supporting and investing in recycling programs	1 Very important	66	46.7%	358	46.1%	124	46.5%	135	50.9%
	2 Important	47	33.0%	246	31.8%	87	32.7%	78	29.4%
	3 Somewhat important	20	14.1%	122	15.8%	34	12.8%	35	13.3%
	4 Slightly important	6	4.4%	31	4.0%	17	6.3%	13	5.1%
	5 Not at all important	3	1.9%	18	2.3%	4	1.7%	4	1.4%
Total		142	100.0%	775	100.0%	265	100.0%	265	100.0%
How important do you consider - Albemarle County taking steps to address climate change	1 Very important	61	43.6%	374	48.7%	129	48.9%	128	49.5%
	2 Important	37	26.6%	160	20.9%	43	16.3%	48	18.4%
	3 Somewhat important	14	10.2%	94	12.2%	33	12.6%	34	13.1%
	4 Slightly important	7	4.7%	52	6.7%	25	9.6%	16	6.2%
	5 Not at all important	21	14.9%	88	11.5%	33	12.6%	33	12.8%
Total		139	100.0%	767	100.0%	264	100.0%	259	100.0%
Are you aware of the VIP gold card for Albemarle residents aged 60 years and older that provides discounts to events?	1 Yes, I have one	9	6.2%	13	1.7%	10	3.7%	8	3.0%
	2 Yes, I have heard of it but don't have one	5	3.3%	75	9.6%	18	6.8%	19	7.2%
	3 No, never heard of it	133	90.6%	695	88.7%	242	89.5%	239	89.7%
Total		147	100.0%	783	100.0%	271	100.0%	266	100.0%
In the last two years, have you had any interactions with Albemarle County Police officers?	1 Yes	49	33.7%	270	35.0%	109	41.2%	118	44.6%
	2 No	96	66.3%	502	65.0%	155	58.8%	147	55.4%
Total		144	100.0%	773	100.0%	264	100.0%	265	100.0%

		Locality							
		Satellite Communities		Urban Ring & 29 North		Rural Northern Albemarle		Rural Southern Albemarle	
		wN	w%	wN	w%	wN	w%	wN	w%
How would you rate the overall quality of your interaction(s) with the police officer(s)?	1 Very good	30	58.4%	164	59.5%	73	68.2%	65	55.3%
	2 Good	8	16.5%	51	18.4%	22	20.0%	27	23.1%
	3 Acceptable	3	4.9%	25	9.2%	4	3.8%	14	12.0%
	4 Poor	2	4.3%	13	4.7%	4	3.9%	3	2.5%
	5 Very poor	2	4.0%	14	5.2%	3	3.1%	5	4.4%
	6 I had multiple interactions and they differed in their quality	6	11.9%	8	2.9%	1	1.0%	3	2.6%
Total		51	100.0%	275	100.0%	107	100.0%	118	100.0%
Do you have working smoke detectors in your home?	1 Yes	120	99.5%	583	98.9%	213	97.3%	212	96.9%
	2 No	1	0.5%	7	1.1%	6	2.7%	7	3.1%
Total		121	100.0%	590	100.0%	219	100.0%	219	100.0%
How often do you or someone else in your home test the smoke detectors?	1 A few times a month	1	0.8%	11	2.1%	1	0.4%	6	2.8%
	2 Monthly	6	5.6%	57	10.8%	15	7.5%	18	9.1%
	3 A few times a year	37	34.0%	219	41.3%	91	46.6%	75	37.3%
	4 Annually	50	46.3%	195	36.7%	73	37.3%	85	42.5%
	5 We haven't tested them	14	13.4%	49	9.2%	16	8.2%	17	8.3%
Total		108	100.0%	532	100.0%	196	100.0%	200	100.0%
How safe or unsafe do you feel - At home in the daytime	1 Very safe	107	88.4%	527	88.1%	202	92.4%	177	81.0%
	2 Somewhat safe	12	10.2%	66	11.1%	14	6.4%	40	18.4%
	3 Somewhat unsafe	2	1.4%	4	0.7%			1	0.6%
	4 Very unsafe			1	0.1%	3	1.2%		
Total		122	100.0%	599	100.0%	219	100.0%	218	100.0%
How safe or unsafe do you feel - At home at night	1 Very safe	91	74.5%	378	63.3%	170	77.6%	150	69.0%
	2 Somewhat safe	28	22.7%	206	34.4%	45	20.7%	64	29.6%
	3 Somewhat unsafe	3	2.8%	8	1.3%	4	1.6%	3	1.4%
	4 Very unsafe			6	1.0%				
Total		122	100.0%	597	100.0%	219	100.0%	217	100.0%
How safe or unsafe do you feel - In commercial areas in the daytime	1 Very safe	82	67.9%	385	65.2%	147	67.8%	123	57.2%
	2 Somewhat safe	36	29.6%	194	32.8%	62	28.5%	83	38.7%
	3 Somewhat unsafe	3	2.5%	10	1.6%	5	2.5%	9	4.1%

		Locality							
		Satellite Communities		Urban Ring & 29 North		Rural Northern Albemarle		Rural Southern Albemarle	
		wN	w%	wN	w%	wN	w%	wN	w%
	4 Very unsafe			2	0.3%	3	1.2%		
Total		121	100.0%	590	100.0%	217	100.0%	215	100.0%
How safe or unsafe do you feel - In commercial areas at night	1 Very safe	39	33.0%	112	19.6%	49	23.5%	56	26.9%
	2 Somewhat safe	51	43.6%	318	55.6%	119	56.8%	99	47.5%
	3 Somewhat unsafe	23	19.4%	125	21.9%	37	17.8%	43	20.5%
	4 Very unsafe	5	3.9%	17	2.9%	4	1.9%	11	5.0%
Total		117	100.0%	572	100.0%	210	100.0%	209	100.0%
How safe or unsafe do you feel - Walking/biking trails in the daytime	1 Very safe	59	56.4%	240	46.8%	79	45.6%	94	52.0%
	2 Somewhat safe	38	36.9%	231	44.9%	79	45.1%	72	39.7%
	3 Somewhat unsafe	6	5.4%	34	6.7%	14	8.3%	10	5.4%
	4 Very unsafe	1	1.3%	8	1.6%	2	1.0%	5	3.0%
Total		104	100.0%	513	100.0%	174	100.0%	182	100.0%
How safe or unsafe do you feel - Walking/biking trails at night	1 Very safe	16	21.5%	27	6.2%	13	9.1%	19	12.8%
	2 Somewhat safe	27	36.4%	129	29.4%	45	31.9%	42	28.3%
	3 Somewhat unsafe	18	24.1%	155	35.2%	47	33.3%	47	31.9%
	4 Very unsafe	14	18.0%	129	29.2%	36	25.7%	40	27.1%
Total		75	100.0%	440	100.0%	140	100.0%	148	100.0%
Do you currently have children (18 years and younger) living in the home?	1 Yes	35	27.8%	127	20.1%	51	23.8%	62	27.9%
	2 No	90	72.2%	505	79.9%	162	76.2%	160	72.1%
Total		124	100.0%	632	100.0%	213	100.0%	221	100.0%
Do any of your children in the home attend Albemarle public schools?	1 Yes	23	66.8%	89	69.7%	36	71.1%	39	63.7%
	2 No	11	33.2%	39	30.3%	15	28.9%	22	36.3%
Total		35	100.0%	127	100.0%	51	100.0%	61	100.0%
Thinking of your children who attend Albemarle public schools, how safe do you feel your kids are while they are at school during the day?	1 Very safe	15	63.3%	45	52.7%	14	39.7%	18	46.0%
	2 Somewhat safe	7	29.3%	34	39.3%	18	49.0%	17	43.0%
	3 Somewhat unsafe	1	2.9%	6	7.0%	2	6.6%	4	11.0%
	4 Very unsafe	1	4.6%	1	0.9%	2	4.7%		

		Locality							
		Satellite Communities		Urban Ring & 29 North		Rural Northern Albemarle		Rural Southern Albemarle	
		wN	w%	wN	w%	wN	w%	wN	w%
Total		23	100.0%	86	100.0%	36	100.0%	39	100.0%
On a scale of 1 to 10, how welcome do you feel in Albemarle County?	1 1 (Not at all welcome)	2	1.0%	4	0.5%				
	2 2			4	0.5%	2	0.6%	6	2.0%
	3 3			17	2.2%	2	0.9%	1	0.5%
	4 4	2	1.5%	8	1.1%	2	0.6%	2	0.7%
	5 5	6	3.8%	33	4.1%	9	3.4%	16	6.0%
	6 6	5	3.2%	33	4.2%	6	2.4%	11	4.3%
	7 7	8	5.6%	87	11.1%	20	7.4%	25	9.2%
	8 8	41	28.0%	176	22.3%	51	18.9%	54	20.1%
	9 9	33	22.5%	167	21.2%	57	21.3%	68	25.1%
	10 10 (Very welcome)	50	34.4%	260	32.9%	118	44.4%	86	32.1%
Total		146	100.0%	789	100.0%	267	100.0%	269	100.0%
On a scale of 1 to 10, how would you rate your sense of belonging in Albemarle County?	1 1 (No sense of belonging)	2	1.0%	6	0.7%	2	0.6%	4	1.4%
	2 2	1	0.5%	10	1.3%	3	1.2%	4	1.4%
	3 3			20	2.6%	5	1.8%	3	1.3%
	4 4	2	1.5%	23	2.9%	2	0.7%	2	0.7%
	5 5	10	7.0%	63	8.0%	9	3.5%	19	7.2%
	6 6	7	5.1%	46	5.9%	11	4.3%	19	7.2%
	7 7	10	7.0%	110	14.0%	30	11.4%	30	11.0%
	8 8	42	28.7%	178	22.5%	49	18.3%	56	20.7%
	9 9	33	22.5%	147	18.7%	69	25.7%	57	21.3%
	10 10 (Very strong sense of belonging)	39	26.6%	185	23.5%	87	32.5%	75	27.8%
Total		145	100.0%	790	100.0%	268	100.0%	269	100.0%
On a scale of 1 to 10, how would you rate your sense of belonging in the neighborhood/area where you live?	1 1 (No sense of belonging)	2	1.3%	13	1.6%	1	0.3%	4	1.4%
	2 2	1	0.5%	9	1.1%	1	0.5%		
	3 3			21	2.7%	5	1.7%	8	2.8%
	4 4	6	3.8%	23	3.0%	8	2.9%	3	0.9%
	5 5	4	2.6%	46	5.9%	6	2.4%	19	7.0%

		Locality							
		Satellite Communities		Urban Ring & 29 North		Rural Northern Albemarle		Rural Southern Albemarle	
		wN	w%	wN	w%	wN	w%	wN	w%
	6 6	5	3.1%	62	7.9%	13	4.9%	13	4.9%
	7 7	13	9.1%	76	9.6%	20	7.4%	20	7.4%
	8 8	27	18.1%	144	18.2%	38	14.1%	47	17.7%
	9 9	37	25.4%	154	19.5%	65	24.2%	56	20.8%
	10 10 (Very strong sense of belonging)	53	36.2%	240	30.4%	111	41.5%	100	37.1%
Total		146	100.0%	789	100.0%	267	100.0%	269	100.0%
How satisfied are you with the extent to which you have opportunities to voice your concerns as a county resident?	1 Very satisfied	27	20.6%	101	15.9%	48	20.1%	36	15.6%
	2 Satisfied	55	41.6%	244	38.5%	87	36.4%	80	35.1%
	3 Somewhat satisfied	31	23.3%	159	25.2%	57	23.6%	52	22.7%
	4 Slightly satisfied	7	5.6%	69	10.9%	26	10.9%	32	13.9%
	5 Not at all satisfied	12	8.9%	60	9.5%	21	8.9%	29	12.6%
Total		132	100.0%	633	100.0%	240	100.0%	228	100.0%
How satisfied are you with the amount of diversity in Albemarle County government agencies?	1 Very satisfied	11	14.4%	65	13.7%	27	14.9%	28	16.5%
	2 Satisfied	30	39.1%	166	35.1%	74	41.4%	52	30.7%
	3 Somewhat satisfied	18	24.1%	121	25.6%	37	20.8%	45	26.6%
	4 Slightly satisfied	12	15.6%	62	13.1%	22	12.3%	28	16.7%
	5 Not at all satisfied	5	6.9%	59	12.5%	19	10.7%	16	9.5%
Total		76	100.0%	474	100.0%	179	100.0%	170	100.0%
How satisfied are you with the level of communication from Albemarle County government?	1 Very satisfied	5	4.9%	34	5.4%	13	5.8%	13	5.9%
	2 Satisfied	38	34.5%	205	32.5%	84	37.6%	71	32.1%
	3 Somewhat satisfied	35	32.1%	200	31.7%	57	25.4%	68	30.8%
	4 Slightly satisfied	20	18.2%	109	17.3%	38	17.1%	40	17.9%
	5 Not at all satisfied	11	10.3%	83	13.1%	32	14.1%	30	13.4%
Total		110	100.0%	630	100.0%	224	100.0%	222	100.0%
How important is it to you to live in a diverse and multicultural community?	1 Very important	29	22.5%	224	29.4%	57	21.8%	53	20.9%
	2 Important	44	34.1%	255	33.5%	80	30.6%	91	36.3%
	3 Somewhat important	31	23.9%	140	18.4%	49	18.9%	42	16.8%
	4 Slightly important	9	6.9%	68	8.9%	35	13.5%	31	12.2%
	5 Not at all important	16	12.6%	75	9.8%	40	15.2%	34	13.7%

		Locality							
		Satellite Communities		Urban Ring & 29 North		Rural Northern Albemarle		Rural Southern Albemarle	
		wN	w%	wN	w%	wN	w%	wN	w%
Total		130	100.0%	761	100.0%	260	100.0%	252	100.0%
How important do you think it is for people who work in Albemarle County to be able to live in Albemarle County?	1 Very important	60	43.9%	342	44.6%	110	41.5%	124	48.3%
	2 Important	47	34.3%	252	32.9%	75	28.6%	71	27.7%
	3 Somewhat important	18	13.3%	114	14.9%	48	18.2%	33	12.7%
	4 Slightly important	8	5.8%	30	3.9%	12	4.7%	13	5.2%
	5 Not at all important	4	2.7%	28	3.7%	19	7.1%	16	6.1%
Total		136	100.0%	766	100.0%	264	100.0%	257	100.0%
How important do you think it is for there to be affordable housing options in all parts of the County?	1 Very important	62	44.3%	394	51.1%	101	38.1%	113	44.5%
	2 Important	37	26.2%	203	26.3%	66	25.0%	64	25.1%
	3 Somewhat important	20	14.1%	91	11.8%	45	17.0%	44	17.1%
	4 Slightly important	12	8.7%	39	5.0%	25	9.5%	13	5.1%
	5 Not at all important	10	6.8%	44	5.7%	28	10.4%	21	8.2%
Total		141	100.0%	771	100.0%	265	100.0%	255	100.0%
Generally, how often can you trust your local government to do what is right?	1 All the time	1	1.1%	13	1.9%	5	1.9%	5	2.1%
	2 Most of the time	47	39.0%	306	46.0%	105	42.4%	79	33.8%
	3 Some of the time	54	44.7%	248	37.3%	91	36.8%	101	43.2%
	4 Seldom	14	11.6%	77	11.6%	37	15.1%	43	18.5%
	5 Never	4	3.6%	21	3.1%	9	3.8%	6	2.4%
Total		120	100.0%	665	100.0%	248	100.0%	234	100.0%
How satisfied are you with the transparency and honesty of Albemarle County government?	1 Very satisfied	7	7.2%	27	5.1%	14	6.4%	14	6.9%
	2 Satisfied	28	28.0%	194	36.6%	78	36.8%	57	28.1%
	3 Somewhat satisfied	43	43.2%	210	39.6%	74	34.6%	77	38.0%
	4 Somewhat unsatisfied	11	10.7%	63	12.0%	30	14.1%	33	16.4%
	5 Very unsatisfied	11	10.9%	36	6.8%	17	8.1%	21	10.5%
Total		99	100.0%	530	100.0%	212	100.0%	203	100.0%
Are you registered to vote in Albemarle County?	1 Yes	125	87.4%	723	91.7%	259	96.8%	247	92.9%
	2 No	18	12.6%	65	8.3%	9	3.2%	19	7.1%
Total		143	100.0%	788	100.0%	268	100.0%	266	100.0%
Please rate your level of interest in community issues and local public affairs.	1 Not at all interested	5	3.3%	24	3.0%	3	1.3%	5	1.9%
	2 Slightly interested	31	21.8%	184	23.3%	39	14.6%	52	19.6%
	3 Moderately interested	51	35.9%	307	38.9%	115	43.0%	90	33.7%

		Locality							
		Satellite Communities		Urban Ring & 29 North		Rural Northern Albemarle		Rural Southern Albemarle	
		wN	w%	wN	w%	wN	w%	wN	w%
	4 Very interested	43	30.4%	220	27.9%	92	34.3%	97	36.2%
	5 Extremely interested	12	8.6%	53	6.8%	18	6.8%	23	8.6%
Total		142	100.0%	787	100.0%	268	100.0%	268	100.0%
Please rate your level of engagement in community issues and local public affairs.	1 Not at all engaged	32	22.1%	160	20.3%	46	17.0%	53	20.0%
	2 Slightly engaged	50	34.6%	314	40.0%	97	36.0%	85	32.0%
	3 Moderately engaged	53	36.7%	256	32.6%	98	36.4%	99	37.3%
	4 Very engaged	9	6.1%	44	5.7%	23	8.7%	24	9.2%
	5 Extremely engaged	1	0.5%	12	1.5%	5	2.0%	4	1.5%
Total		144	100.0%	787	100.0%	270	100.0%	267	100.0%
Do you wish you were more engaged than you currently are in community issues and local public affairs?	1 Yes	62	43.4%	359	46.1%	126	47.5%	132	50.6%
	2 No	81	56.6%	419	53.9%	139	52.5%	128	49.4%
Total		142	100.0%	778	100.0%	265	100.0%	260	100.0%
If you wanted to participate in community issues and local public affairs, do you think there is adequate opportunity for you to do so?	1 Yes	72	54.3%	352	45.8%	140	54.1%	133	51.6%
	2 No	14	10.8%	115	15.0%	35	13.6%	34	13.1%
	3 Not sure	46	34.9%	302	39.3%	84	32.3%	91	35.2%
Total		133	100.0%	769	100.0%	260	100.0%	258	100.0%
To what extent might the following prevent you from attending an in-person Albemarle County meeting? - Time of day	1 Definitely would prevent	38	34.1%	207	31.7%	61	25.2%	95	39.8%
	2 Might prevent	45	40.3%	289	44.1%	112	46.2%	88	37.1%
	3 Would not prevent	29	25.6%	159	24.2%	69	28.6%	55	23.1%
Total		112	100.0%	655	100.0%	241	100.0%	238	100.0%
To what extent might the following prevent you from attending an in-person	1 Definitely would prevent	22	19.7%	106	16.5%	31	12.7%	47	19.6%
	2 Might prevent	48	42.9%	245	38.1%	82	33.7%	89	37.5%
	3 Would not prevent	42	37.4%	292	45.4%	130	53.6%	101	42.8%

		Locality							
		Satellite Communities		Urban Ring & 29 North		Rural Northern Albemarle		Rural Southern Albemarle	
		wN	w%	wN	w%	wN	w%	wN	w%
Albemarle County meeting? - Meeting location (too far)									
Total		112	100.0%	643	100.0%	243	100.0%	237	100.0%
To what extent might the following prevent you from attending an in-person Albemarle County meeting? - Lack of transportation to meeting	1 Definitely would prevent	8	6.8%	66	10.3%	23	9.7%	12	5.2%
	2 Might prevent	10	8.4%	48	7.5%	12	5.0%	15	6.4%
	3 Would not prevent	97	84.9%	526	82.1%	204	85.3%	202	88.5%
Total		114	100.0%	641	100.0%	240	100.0%	228	100.0%
To what extent might the following prevent you from attending an in-person Albemarle County meeting? - Duration of meetings (too long)	1 Definitely would prevent	20	18.2%	100	15.7%	16	6.6%	24	11.0%
	2 Might prevent	49	44.6%	330	51.8%	115	49.2%	106	47.7%
	3 Would not prevent	41	37.2%	207	32.5%	104	44.2%	91	41.3%
Total		110	100.0%	637	100.0%	235	100.0%	222	100.0%
To what extent might the following prevent you from attending an in-person Albemarle County meeting? - Format of meetings does not meet my needs	1 Definitely would prevent	16	17.3%	69	13.2%	20	10.6%	18	9.8%
	2 Might prevent	41	44.7%	202	38.9%	73	38.6%	81	44.5%
	3 Would not prevent	35	38.0%	249	47.9%	97	50.8%	84	45.8%
Total		91	100.0%	520	100.0%	190	100.0%	183	100.0%
To what extent might the following prevent you from attending an in-person Albemarle County meeting? - Child/adult care responsibilities	1 Definitely would prevent	18	18.6%	54	9.9%	10	5.0%	20	10.9%
	2 Might prevent	13	13.5%	71	12.9%	29	14.8%	19	10.4%
	3 Would not prevent	64	67.9%	425	77.2%	158	80.2%	147	78.7%
Total		95	100.0%	550	100.0%	197	100.0%	187	100.0%

		Locality							
		Satellite Communities		Urban Ring & 29 North		Rural Northern Albemarle		Rural Southern Albemarle	
		wN	w%	wN	w%	wN	w%	wN	w%
How much of a source is the following for obtaining information about the County government - Daily Progress	1 Not a source	33	28.8%	170	26.0%	72	28.8%	73	29.9%
	2 Minor source	42	36.7%	208	31.7%	74	29.8%	100	41.2%
	3 Major source	39	34.5%	278	42.4%	103	41.4%	71	28.9%
Total		114	100.0%	656	100.0%	250	100.0%	244	100.0%
How much of a source is the following for obtaining information about the County government - Charlottesville Tomorrow	1 Not a source	52	62.4%	289	58.3%	117	62.9%	124	66.2%
	2 Minor source	18	21.9%	135	27.3%	49	26.5%	41	22.0%
	3 Major source	13	15.7%	71	14.4%	20	10.6%	22	11.8%
Total		83	100.0%	495	100.0%	186	100.0%	188	100.0%
How much of a source is the following for obtaining information about the County government - Cville Weekly	1 Not a source	36	32.9%	163	26.4%	66	29.0%	59	25.2%
	2 Minor source	45	41.6%	263	42.7%	96	42.3%	102	43.3%
	3 Major source	28	25.5%	191	31.0%	65	28.6%	74	31.5%
Total		108	100.0%	617	100.0%	228	100.0%	234	100.0%
How much of a source is the following for obtaining information about the County government - Other media outlets (radio, local television stations)	1 Not a source	16	12.3%	45	6.5%	11	4.2%	20	7.9%
	2 Minor source	36	28.1%	209	30.1%	75	29.1%	66	26.1%
	3 Major source	76	59.6%	440	63.4%	171	66.7%	167	66.1%
Total		128	100.0%	694	100.0%	257	100.0%	253	100.0%
How much of a source is the following for obtaining information about the County government - Social media (Facebook, Twitter)	1 Not a source	56	51.7%	272	43.5%	103	46.5%	113	51.5%
	2 Minor source	25	22.8%	192	30.7%	74	33.6%	58	26.4%
	3 Major source	27	25.4%	161	25.8%	44	20.0%	49	22.1%
Total		107	100.0%	625	100.0%	222	100.0%	220	100.0%

		Locality							
		Satellite Communities		Urban Ring & 29 North		Rural Northern Albemarle		Rural Southern Albemarle	
		wN	w%	wN	w%	wN	w%	wN	w%
How much of a source is the following for obtaining information about the County government - County A-Mail (e-newsletter)	1 Not a source	61	69.8%	338	68.6%	140	73.8%	132	68.2%
	2 Minor source	16	17.7%	89	18.0%	29	15.3%	32	16.6%
	3 Major source	11	12.4%	66	13.5%	21	10.8%	29	15.2%
Total		88	100.0%	493	100.0%	190	100.0%	193	100.0%
How much of a source is the following for obtaining information about the County government - County website	1 Not a source	42	39.3%	233	37.0%	75	33.2%	84	37.6%
	2 Minor source	41	38.4%	237	37.7%	86	38.0%	83	37.3%
	3 Major source	24	22.3%	159	25.3%	65	28.8%	56	25.1%
Total		106	100.0%	630	100.0%	226	100.0%	223	100.0%
How much of a source is the following for obtaining information about the County government - Public postings at local businesses, library, county offices	1 Not a source	56	49.6%	276	43.2%	117	51.4%	105	47.5%
	2 Minor source	39	34.8%	290	45.3%	93	41.1%	93	42.1%
	3 Major source	18	15.6%	73	11.5%	17	7.6%	23	10.4%
Total		113	100.0%	640	100.0%	227	100.0%	220	100.0%
How much of a source is the following for obtaining information about the County government - Word of mouth	1 Not a source	19	15.7%	120	17.5%	37	14.9%	38	16.3%
	2 Minor source	65	51.9%	353	51.4%	147	58.8%	113	49.0%
	3 Major source	40	32.5%	214	31.2%	66	26.3%	80	34.7%
Total		124	100.0%	687	100.0%	249	100.0%	231	100.0%
Age	1 39 and younger	16	11.4%	167	22.0%	24	9.4%	25	9.6%
	2 40-49	16	11.9%	100	13.2%	34	13.0%	26	10.2%
	3 50-59	19	14.1%	99	13.0%	43	16.6%	54	20.9%
	4 60-69	32	23.8%	156	20.5%	84	32.5%	74	29.0%
	5 70 and older	53	38.8%	237	31.3%	74	28.5%	78	30.3%

		Locality							
		Satellite Communities		Urban Ring & 29 North		Rural Northern Albemarle		Rural Southern Albemarle	
		wN	w%	wN	w%	wN	w%	wN	w%
Total		136	100.0%	760	100.0%	258	100.0%	256	100.0%
Do you have a smartphone?	1 Yes	122	88.9%	688	88.8%	237	90.1%	224	84.0%
	2 No	15	11.1%	87	11.2%	26	9.9%	43	16.0%
Total		137	100.0%	775	100.0%	263	100.0%	266	100.0%
Do you have Internet access at home?	1 Yes	135	94.1%	742	96.5%	239	92.8%	236	90.3%
	2 No	8	5.9%	27	3.5%	19	7.2%	25	9.7%
Total		143	100.0%	770	100.0%	257	100.0%	261	100.0%
How would you rate the quality of your home Internet access?	1 Excellent	37	29.4%	285	39.8%	67	28.9%	39	17.0%
	2 Good	66	52.4%	347	48.4%	94	40.6%	81	35.9%
	3 Fair	19	15.0%	67	9.4%	42	18.2%	75	33.2%
	4 Poor	4	3.2%	17	2.4%	29	12.3%	32	13.9%
Total		126	100.0%	716	100.0%	232	100.0%	227	100.0%
Do you own or do you rent your current home?	1 Own or buying	109	77.4%	414	54.4%	222	86.5%	213	83.9%
	2 Rent	32	22.6%	347	45.6%	35	13.5%	41	16.1%
Total		141	100.0%	761	100.0%	256	100.0%	254	100.0%
Do you spend 30% or more of your monthly household income (before taxes) on either rent or homeowner expenses?	1 Yes	62	51.5%	398	59.1%	98	42.7%	107	49.0%
	2 No	59	48.5%	275	40.9%	132	57.3%	111	51.0%
Total		121	100.0%	673	100.0%	230	100.0%	218	100.0%
Employment status	1 Employed full time (35 hours/week or more)	55	38.6%	352	45.7%	108	42.2%	138	53.1%
	2 Employed part time	12	8.5%	74	9.6%	33	12.9%	16	6.0%
	3 Looking for work	1	0.7%	8	1.1%	3	1.2%	4	1.4%
	4 Stay-at-home parent/homemaker	8	5.9%	18	2.4%	10	4.1%	6	2.1%
	5 Student	1	0.6%	25	3.3%	3	1.1%		
	6 Retired	63	44.5%	271	35.2%	92	36.0%	91	34.9%
	7 Disabled	2	1.2%	20	2.6%	6	2.4%	6	2.1%
	8 Other (specify)			1	0.1%	1	0.3%	1	0.3%

		Locality							
		Satellite Communities		Urban Ring & 29 North		Rural Northern Albemarle		Rural Southern Albemarle	
		wN	w%	wN	w%	wN	w%	wN	w%
Total		142	100.0%	770	100.0%	256	100.0%	261	100.0%
Where is your primary place of employment located?	1 Albemarle County	28	46.6%	198	49.0%	75	53.9%	68	47.8%
	2 Charlottesville City	19	32.0%	156	38.6%	40	28.7%	52	36.8%
	3 Fluvanna County			1	0.3%	3	2.2%	2	1.4%
	4 Greene County			6	1.4%	4	2.5%	1	0.7%
	5 Louisa County			3	0.7%				
	6 Nelson County	1	1.1%					1	1.0%
	7 Other (please specify)	8	13.7%	28	6.8%	14	10.0%	12	8.4%
	8 All over	4	6.7%	13	3.2%	4	2.6%	5	3.9%
Total		61	100.0%	404	100.0%	140	100.0%	143	100.0%
What is the highest level of education you have completed?	1 Less than high school diploma			13	1.7%	5	1.8%	7	2.8%
	2 High school graduate/GED	11	7.6%	43	5.6%	20	7.7%	43	16.6%
	3 Some college but no degree	13	9.2%	88	11.5%	28	11.1%	33	12.7%
	4 Associates Degree	9	6.1%	52	6.8%	13	5.2%	16	6.3%
	5 Bachelor's Degree	38	27.0%	216	28.2%	55	21.7%	45	17.5%
	6 Some graduate work	8	6.0%	48	6.3%	19	7.4%	8	3.2%
	7 Master's, Professional or Doctoral degree	62	44.0%	305	39.8%	115	45.0%	105	40.9%
Total		140	100.0%	766	100.0%	254	100.0%	256	100.0%
Gender	1 Male	62	43.0%	322	41.3%	124	47.3%	139	52.2%
	2 Female	82	57.0%	458	58.7%	139	52.7%	127	47.8%
Total		143	100.0%	780	100.0%	263	100.0%	266	100.0%
Which of the following income categories most closely describes your total household income in 2019 before taxes, including	1 Less than \$10,000			12	1.8%	2	0.9%	4	1.9%
	2 \$10,000 - \$24,999	8	7.4%	46	6.9%	16	7.1%	17	7.5%
	3 \$25,000 - \$49,999	10	8.4%	114	17.3%	22	10.0%	32	13.9%
	4 \$50,000 - \$74,999	16	14.5%	134	20.3%	28	12.5%	47	20.7%
	5 \$75,000 - \$99,999	8	7.3%	122	18.6%	35	15.5%	31	13.6%
	6 \$100,000-\$149,999	29	25.6%	123	18.7%	53	23.6%	43	19.0%

		Locality							
		Satellite Communities		Urban Ring & 29 North		Rural Northern Albemarle		Rural Southern Albemarle	
		wN	w%	wN	w%	wN	w%	wN	w%
wages and all other income?	7 \$150,000-\$199,999	12	10.8%	48	7.3%	21	9.2%	22	9.7%
	8 \$200,000 or more	30	26.1%	60	9.1%	48	21.3%	31	13.7%
Total		114	100.0%	658	100.0%	224	100.0%	227	100.0%
Race/ethnicity	1.00 White	114	89.1%	585	80.9%	218	92.3%	205	88.7%
	2.00 Black or African American	7	5.1%	60	8.3%	7	3.0%	12	5.2%
	3.00 Asian	4	3.3%	33	4.5%	3	1.2%	1	0.6%
	4.00 Hispanic			23	3.1%	3	1.5%	9	3.9%
	5.00 Multiracial/Another race	3	2.5%	23	3.2%	5	2.0%	4	1.7%
Total		128	100.0%	724	100.0%	236	100.0%	231	100.0%

		Type of Community in which Resident Lives							
		Urban		Suburban		Small town/Village		Rural	
		wN	w%	wN	w%	wN	w%	wN	w%
Have you lived in Albemarle County all your life?	1 Yes	9	6.1%	45	6.2%	20	9.6%	63	18.3%
	2 No	145	93.9%	676	93.8%	187	90.4%	280	81.7%
Total		155	100.0%	721	100.0%	207	100.0%	343	100.0%
How many years in total have you lived in Albemarle County?	1 Less than one year	14	9.3%	42	5.8%	13	6.2%	8	2.4%
	2 1-5 years	32	20.8%	175	24.2%	55	26.3%	30	8.8%
	3 6-10 years	21	13.8%	87	12.0%	27	13.3%	35	10.1%
	4 11-20 years	24	15.7%	146	20.3%	33	16.0%	57	16.6%
	5 More than 20 years	62	40.4%	272	37.7%	79	38.2%	213	62.0%
Total		153	100.0%	722	100.0%	207	100.0%	344	100.0%
Locality	1 Satellite Communities	1	0.9%	55	7.5%	73	35.1%	9	2.5%
	2 Urban Ring & 29 North	130	84.2%	557	76.5%	71	34.5%	3	0.9%
	3 Rural Northern Albemarle	14	8.8%	85	11.7%	21	9.9%	150	43.7%
	4 Rural Southern Albemarle	9	6.1%	31	4.3%	42	20.5%	181	52.9%
Total		155	100.0%	728	100.0%	207	100.0%	342	100.0%
How would you rate the overall quality of life in Albemarle County?	1 Excellent	57	37.3%	255	35.1%	66	31.5%	119	34.6%
	2 Good	80	52.6%	421	58.0%	111	53.5%	187	54.5%
	3 Fair	14	9.2%	49	6.7%	28	13.5%	37	10.9%
	4 Poor	1	1.0%	1	0.2%	3	1.6%		
Total		152	100.0%	726	100.0%	208	100.0%	343	100.0%
Thinking about 5 years from now, do you think the quality of life in Albemarle County will improve, get worse, or stay the same?	1 Improve	36	27.6%	150	23.4%	37	21.6%	45	15.0%
	2 Get worse	55	41.9%	281	43.9%	64	37.0%	160	53.9%
	3 Stay the same	40	30.5%	209	32.7%	72	41.4%	92	31.1%
Total		131	100.0%	639	100.0%	173	100.0%	297	100.0%
Thinking about 5 years from now, do you intend to live in Albemarle, Charlottesville or somewhere else?	1 Albemarle County	97	76.7%	460	78.8%	124	75.9%	224	85.0%
	2 Charlottesville City	8	6.4%	6	1.0%	4	2.3%	1	0.5%
	3 Other adjacent/nearby county	5	4.3%	21	3.7%	6	3.8%	15	5.7%

		Type of Community in which Resident Lives							
		Urban		Suburban		Small town/Village		Rural	
		wN	w%	wN	w%	wN	w%	wN	w%
	4 Somewhere else	16	12.6%	97	16.6%	29	17.9%	23	8.7%
Total		126	100.0%	584	100.0%	164	100.0%	263	100.0%
Please rate the quality of the following Albemarle County service- County services overall	1 Excellent	23	18.2%	101	16.4%	20	10.9%	36	12.2%
	2 Good	80	62.5%	415	67.0%	127	71.0%	181	61.6%
	3 Fair	22	17.0%	99	16.0%	30	16.9%	68	23.3%
	4 Poor	3	2.2%	4	0.7%	2	1.2%	9	2.9%
Total		128	100.0%	619	100.0%	179	100.0%	294	100.0%
Please rate the quality of the following Albemarle County service- Fire services	1 Excellent	57	49.9%	274	51.3%	73	43.3%	104	36.9%
	2 Good	52	45.2%	250	46.8%	85	50.3%	149	53.1%
	3 Fair	5	4.2%	9	1.6%	9	5.4%	23	8.0%
	4 Poor	1	0.7%	2	0.3%	2	1.0%	6	2.0%
Total		114	100.0%	534	100.0%	169	100.0%	281	100.0%
Please rate the quality of the following Albemarle County service- Albemarle County Police services	1 Excellent	44	35.2%	205	34.9%	52	29.3%	72	24.0%
	2 Good	66	53.3%	305	51.8%	103	58.6%	166	55.6%
	3 Fair	10	8.0%	65	11.1%	15	8.4%	51	16.9%
	4 Poor	4	3.5%	13	2.1%	7	3.8%	10	3.4%
Total		124	100.0%	589	100.0%	176	100.0%	299	100.0%
Please rate the quality of the following Albemarle County service- Ambulance/emergency medical services	1 Excellent	61	51.5%	279	52.0%	76	45.1%	97	36.8%
	2 Good	54	45.0%	228	42.6%	81	47.7%	123	46.3%
	3 Fair	3	2.8%	27	5.1%	11	6.6%	40	15.0%
	4 Poor	1	0.7%	2	0.3%	1	0.6%	5	1.9%
Total		119	100.0%	536	100.0%	170	100.0%	265	100.0%
Please rate the quality of the following Albemarle County service- Traffic enforcement	1 Excellent	21	17.8%	84	13.3%	22	12.6%	23	7.9%
	2 Good	61	51.4%	311	49.6%	87	50.7%	143	49.0%
	3 Fair	22	18.5%	181	28.8%	53	30.8%	101	34.6%
	4 Poor	15	12.3%	52	8.3%	10	6.0%	25	8.4%
Total		118	100.0%	628	100.0%	171	100.0%	291	100.0%
Please rate the quality of the following Albemarle County service- Code enforcement	1 Excellent	10	9.2%	53	10.2%	15	9.2%	15	5.5%
	2 Good	50	43.7%	208	40.2%	70	42.7%	88	33.0%
	3 Fair	41	36.6%	187	36.2%	56	34.2%	119	44.5%

		Type of Community in which Resident Lives							
		Urban		Suburban		Small town/Village		Rural	
		wN	w%	wN	w%	wN	w%	wN	w%
(weeds, junk, abandoned buildings, etc.)	4 Poor	12	10.5%	69	13.4%	23	13.9%	45	17.0%
Total		113	100.0%	517	100.0%	163	100.0%	267	100.0%
Please rate the quality of the following Albemarle County service- Fire prevention and education	1 Excellent	31	33.1%	97	22.6%	40	27.7%	41	17.4%
	2 Good	38	40.6%	237	55.5%	78	54.6%	128	54.8%
	3 Fair	21	21.9%	83	19.4%	24	16.4%	54	23.1%
	4 Poor	4	4.4%	11	2.5%	2	1.3%	11	4.6%
Total		95	100.0%	428	100.0%	143	100.0%	233	100.0%
Please rate the quality of the following Albemarle County service- Recycling services	1 Excellent	14	10.9%	80	12.1%	18	9.8%	30	9.5%
	2 Good	43	33.3%	230	34.9%	66	35.1%	90	28.4%
	3 Fair	34	26.4%	181	27.5%	47	25.0%	79	24.9%
	4 Poor	38	29.3%	168	25.5%	57	30.2%	118	37.2%
Total		130	100.0%	659	100.0%	188	100.0%	316	100.0%
Please rate the quality of the following Albemarle County service- Solid waste services	1 Excellent	19	16.1%	107	18.7%	33	20.1%	36	13.4%
	2 Good	54	46.7%	313	54.8%	86	52.0%	106	39.4%
	3 Fair	31	26.7%	109	19.1%	35	21.5%	76	28.3%
	4 Poor	12	10.5%	42	7.4%	11	6.5%	51	18.9%
Total		115	100.0%	571	100.0%	165	100.0%	268	100.0%
Please rate the quality of the following Albemarle County service- Community centers and their programs	1 Excellent	25	21.2%	91	18.0%	25	15.9%	37	15.8%
	2 Good	56	48.2%	242	48.1%	82	53.4%	104	44.8%
	3 Fair	26	22.5%	130	25.9%	36	23.6%	65	28.0%
	4 Poor	10	8.2%	40	7.9%	11	7.2%	26	11.4%
Total		116	100.0%	503	100.0%	154	100.0%	232	100.0%
Please rate the quality of the following Albemarle County service- County parks	1 Excellent	40	29.6%	213	31.5%	57	29.7%	74	23.9%
	2 Good	68	50.3%	348	51.4%	96	50.6%	179	57.9%
	3 Fair	18	13.0%	100	14.7%	33	17.6%	50	16.1%
	4 Poor	9	7.0%	16	2.4%	4	2.1%	6	2.1%
Total		135	100.0%	676	100.0%	190	100.0%	309	100.0%
Please rate the quality of the following Albemarle County service- Street lighting	1 Excellent	19	13.8%	62	9.5%	15	8.0%	21	8.4%
	2 Good	55	40.1%	282	43.1%	72	38.0%	115	45.2%
	3 Fair	43	31.3%	211	32.3%	63	33.0%	75	29.3%
	4 Poor	20	14.8%	99	15.1%	40	21.0%	43	17.0%

		Type of Community in which Resident Lives							
		Urban		Suburban		Small town/Village		Rural	
		wN	w%	wN	w%	wN	w%	wN	w%
Total		138	100.0%	654	100.0%	189	100.0%	255	100.0%
Please rate the quality of the following Albemarle County service- Economic development	1 Excellent	13	11.4%	67	11.7%	16	9.8%	16	6.4%
	2 Good	50	43.8%	262	46.1%	69	42.1%	94	36.9%
	3 Fair	36	31.7%	175	30.9%	51	30.9%	103	40.6%
	4 Poor	15	13.2%	64	11.3%	28	17.2%	41	16.0%
Total		114	100.0%	568	100.0%	164	100.0%	254	100.0%
Please rate the quality of the following Albemarle County service- Land use, planning and zoning	1 Excellent	8	7.0%	44	7.4%	10	6.0%	18	6.2%
	2 Good	45	38.4%	189	31.7%	55	32.3%	89	31.2%
	3 Fair	40	34.5%	227	38.0%	66	38.6%	105	36.8%
	4 Poor	24	20.1%	137	22.9%	40	23.1%	74	25.8%
Total		117	100.0%	597	100.0%	171	100.0%	285	100.0%
Please rate the quality of the following Albemarle County service- Stewardship of natural resources	1 Excellent	19	18.5%	64	11.4%	19	12.4%	25	8.8%
	2 Good	45	42.7%	255	45.2%	64	41.1%	130	45.9%
	3 Fair	32	30.9%	174	30.9%	59	38.0%	93	32.8%
	4 Poor	8	7.9%	71	12.6%	13	8.5%	35	12.5%
Total		105	100.0%	564	100.0%	156	100.0%	283	100.0%
Please rate the quality of the following Albemarle County service- Community engagement	1 Excellent	21	18.1%	83	14.0%	19	11.5%	19	7.1%
	2 Good	41	35.5%	277	46.4%	82	49.1%	115	43.1%
	3 Fair	40	34.5%	181	30.3%	51	30.5%	100	37.5%
	4 Poor	14	12.0%	55	9.3%	15	8.8%	33	12.3%
Total		115	100.0%	597	100.0%	167	100.0%	266	100.0%
Please rate the quality of the following Albemarle County service- Public information services	1 Excellent	15	12.3%	85	14.5%	19	11.0%	27	9.9%
	2 Good	55	43.9%	296	51.0%	85	48.4%	141	50.9%
	3 Fair	45	35.5%	150	25.8%	58	33.1%	85	30.8%
	4 Poor	10	8.3%	51	8.7%	13	7.4%	23	8.4%
Total		126	100.0%	581	100.0%	175	100.0%	276	100.0%
Please rate the quality of the following Albemarle County service- Overall customer service from Albemarle county employees	1 Excellent	23	19.1%	115	20.2%	19	11.6%	43	14.8%
	2 Good	70	57.2%	305	53.7%	94	56.9%	160	55.5%
	3 Fair	22	18.4%	123	21.6%	46	27.9%	66	23.0%
	4 Poor	6	5.3%	25	4.4%	6	3.7%	19	6.7%

		Type of Community in which Resident Lives							
		Urban		Suburban		Small town/Village		Rural	
		wN	w%	wN	w%	wN	w%	wN	w%
Total		122	100.0%	568	100.0%	165	100.0%	288	100.0%
Please rate the quality of the following Albemarle County service- Leadership by Board of Supervisors	1 Excellent	11	10.5%	54	11.2%	11	7.0%	17	5.9%
	2 Good	41	40.3%	189	38.9%	46	30.4%	95	33.8%
	3 Fair	37	36.0%	173	35.6%	71	46.7%	93	33.0%
	4 Poor	13	13.2%	69	14.3%	24	15.9%	77	27.2%
Total		102	100.0%	487	100.0%	152	100.0%	281	100.0%
Please rate the quality of the following Albemarle County service- Leadership of County Executive office and staff	1 Excellent	10	11.1%	50	11.9%	12	8.8%	17	7.2%
	2 Good	44	48.0%	182	43.1%	47	34.5%	93	39.9%
	3 Fair	27	29.2%	140	33.2%	63	45.5%	81	34.7%
	4 Poor	11	11.7%	50	11.8%	15	11.1%	42	18.1%
Total		92	100.0%	422	100.0%	137	100.0%	233	100.0%
Please rate the quality of the following Albemarle County service- The job the County is doing in treating all residents fairly	1 Excellent	7	6.3%	61	12.0%	13	9.1%	25	9.5%
	2 Good	46	41.9%	224	44.2%	59	40.0%	103	39.4%
	3 Fair	43	39.0%	145	28.6%	49	33.1%	89	33.8%
	4 Poor	14	12.8%	77	15.2%	26	17.8%	45	17.3%
Total		110	100.0%	506	100.0%	148	100.0%	262	100.0%
How satisfied are you overall with the value of service provided in Albemarle for your tax dollars?	1 Very satisfied	33	23.7%	134	20.5%	34	18.8%	53	16.9%
	2 Somewhat satisfied	78	56.3%	394	60.2%	117	64.0%	162	52.2%
	3 Somewhat unsatisfied	16	11.6%	97	14.8%	23	12.6%	63	20.3%
	4 Very unsatisfied	12	8.4%	30	4.6%	8	4.6%	33	10.6%
Total		139	100.0%	655	100.0%	183	100.0%	311	100.0%
Convenience in accessing the following within Albemarle County- Hospitals	1 Very convenient	101	67.0%	502	71.7%	129	62.7%	186	54.6%
	2 Somewhat convenient	44	28.9%	167	23.9%	54	26.3%	113	33.1%
	3 Somewhat inconvenient	4	2.9%	26	3.7%	23	11.1%	37	10.7%
	4 Very inconvenient	2	1.1%	5	0.8%			6	1.7%
Total		151	100.0%	700	100.0%	205	100.0%	341	100.0%
Convenience in accessing the following within Albemarle County- Medical care	1 Very convenient	109	72.0%	523	74.7%	134	66.0%	197	58.4%
	2 Somewhat convenient	35	23.5%	155	22.1%	52	25.8%	114	33.7%
	3 Somewhat inconvenient	5	3.5%	16	2.3%	15	7.6%	22	6.6%
	4 Very inconvenient	2	1.1%	6	0.9%	1	0.6%	4	1.2%

		Type of Community in which Resident Lives							
		Urban		Suburban		Small town/Village		Rural	
		wN	w%	wN	w%	wN	w%	wN	w%
Total		151	100.0%	700	100.0%	203	100.0%	337	100.0%
Convenience in accessing the following within Albemarle County- Emergency services	1 Very convenient	94	75.1%	453	73.5%	126	68.1%	161	53.5%
	2 Somewhat convenient	29	22.9%	145	23.5%	45	24.6%	107	35.5%
	3 Somewhat inconvenient	2	1.3%	14	2.3%	11	6.2%	23	7.6%
	4 Very inconvenient	1	0.6%	5	0.8%	2	1.0%	10	3.4%
Total		125	100.0%	617	100.0%	185	100.0%	301	100.0%
Convenience in accessing the following within Albemarle County- Public schools	1 Very convenient	72	72.2%	352	69.6%	124	75.5%	155	57.9%
	2 Somewhat convenient	22	21.7%	124	24.6%	36	21.6%	93	34.6%
	3 Somewhat inconvenient	5	5.2%	20	4.0%	4	2.4%	15	5.4%
	4 Very inconvenient	1	0.8%	9	1.8%	1	0.5%	6	2.1%
Total		100	100.0%	506	100.0%	164	100.0%	268	100.0%
Convenience in accessing the following within Albemarle County- Libraries	1 Very convenient	92	65.3%	371	56.2%	139	70.8%	142	47.0%
	2 Somewhat convenient	39	27.3%	198	29.9%	39	19.9%	112	37.0%
	3 Somewhat inconvenient	7	5.2%	74	11.2%	13	6.7%	40	13.1%
	4 Very inconvenient	3	2.2%	18	2.7%	5	2.6%	9	3.0%
Total		141	100.0%	661	100.0%	196	100.0%	303	100.0%
Convenience in accessing the following within Albemarle County- Child care	1 Very convenient	19	42.5%	68	31.6%	18	25.0%	17	16.0%
	2 Somewhat convenient	14	30.6%	69	32.2%	23	32.0%	45	42.9%
	3 Somewhat inconvenient	4	9.1%	64	29.8%	24	33.7%	30	29.0%
	4 Very inconvenient	8	17.9%	14	6.4%	7	9.3%	13	12.1%
Total		44	100.0%	214	100.0%	71	100.0%	105	100.0%
Convenience in accessing the following within Albemarle County- Places of worship	1 Very convenient	81	62.6%	386	68.2%	99	62.8%	168	64.3%
	2 Somewhat convenient	41	31.8%	158	27.9%	49	31.2%	79	30.0%
	3 Somewhat inconvenient	7	5.0%	18	3.2%	9	5.4%	9	3.4%
	4 Very inconvenient	1	0.6%	5	0.8%	1	0.5%	6	2.2%
Total		130	100.0%	566	100.0%	158	100.0%	262	100.0%
Convenience in accessing the following within Albemarle County- Community centers	1 Very convenient	52	44.2%	156	33.5%	45	30.6%	50	22.6%
	2 Somewhat convenient	47	39.8%	202	43.3%	74	50.4%	103	46.2%
	3 Somewhat inconvenient	16	13.5%	87	18.8%	20	13.3%	49	21.9%
	4 Very inconvenient	3	2.5%	20	4.4%	8	5.7%	20	9.2%
Total		118	100.0%	466	100.0%	147	100.0%	222	100.0%

		Type of Community in which Resident Lives							
		Urban		Suburban		Small town/Village		Rural	
		wN	w%	wN	w%	wN	w%	wN	w%
Convenience in accessing the following within Albemarle County- Cultural organizations (galleries, theaters, etc.)	1 Very convenient	55	40.4%	258	40.3%	43	24.1%	78	26.1%
	2 Somewhat convenient	59	43.0%	265	41.4%	82	45.8%	135	45.1%
	3 Somewhat inconvenient	19	13.9%	98	15.4%	42	23.6%	58	19.3%
	4 Very inconvenient	4	2.8%	18	2.9%	12	6.5%	28	9.5%
Total		136	100.0%	640	100.0%	179	100.0%	298	100.0%
Convenience in accessing the following within Albemarle County- Parks	1 Very convenient	72	50.7%	358	51.4%	109	55.0%	137	42.3%
	2 Somewhat convenient	48	34.3%	261	37.4%	70	35.5%	154	47.7%
	3 Somewhat inconvenient	18	12.8%	64	9.2%	17	8.6%	23	7.0%
	4 Very inconvenient	3	2.3%	14	2.0%	2	0.8%	10	3.0%
Total		141	100.0%	697	100.0%	198	100.0%	324	100.0%
Convenience in accessing the following within Albemarle County- Greenway trails	1 Very convenient	57	48.4%	305	49.5%	85	49.2%	105	37.4%
	2 Somewhat convenient	41	34.3%	222	36.0%	65	37.6%	125	44.3%
	3 Somewhat inconvenient	17	14.2%	71	11.6%	19	11.0%	37	13.2%
	4 Very inconvenient	4	3.1%	18	2.9%	4	2.2%	14	5.1%
Total		119	100.0%	617	100.0%	173	100.0%	282	100.0%
Convenience in accessing the following within Albemarle County- Solid waste and recycling services	1 Very convenient	36	27.8%	162	25.9%	36	20.2%	61	19.6%
	2 Somewhat convenient	30	22.9%	197	31.4%	62	35.0%	80	25.8%
	3 Somewhat inconvenient	45	34.5%	171	27.3%	50	27.8%	88	28.4%
	4 Very inconvenient	19	14.8%	97	15.4%	30	16.9%	81	26.1%
Total		130	100.0%	627	100.0%	178	100.0%	311	100.0%
Convenience in accessing the following within Albemarle County- Getting around by car	1 Very convenient	67	44.9%	278	39.3%	79	38.4%	113	33.7%
	2 Somewhat convenient	42	27.8%	284	40.1%	78	38.1%	157	46.7%
	3 Somewhat inconvenient	29	19.7%	114	16.0%	40	19.6%	48	14.3%
	4 Very inconvenient	11	7.6%	33	4.6%	8	3.9%	18	5.3%
Total		149	100.0%	709	100.0%	206	100.0%	336	100.0%
Convenience in accessing the following within Albemarle County- Public transportation	1 Very convenient	29	34.0%	82	20.3%	26	20.4%	28	16.5%
	2 Somewhat convenient	31	37.0%	138	34.1%	57	43.7%	52	30.8%
	3 Somewhat inconvenient	17	19.8%	111	27.4%	25	19.0%	50	29.7%
	4 Very inconvenient	8	9.3%	74	18.2%	22	16.8%	39	23.0%
Total		85	100.0%	406	100.0%	130	100.0%	170	100.0%
	1 Very convenient	39	27.6%	104	15.9%	32	17.0%	30	12.0%

		Type of Community in which Resident Lives							
		Urban		Suburban		Small town/Village		Rural	
		wN	w%	wN	w%	wN	w%	wN	w%
Convenience in accessing the following within Albemarle County- Sidewalks and pedestrian walkways	2 Somewhat convenient	51	35.4%	258	39.4%	82	43.0%	94	37.3%
	3 Somewhat inconvenient	37	25.6%	188	28.8%	46	24.2%	73	28.7%
	4 Very inconvenient	16	11.4%	104	15.9%	30	15.7%	56	21.9%
	Total	143	100.0%	654	100.0%	189	100.0%	253	100.0%
Convenience in accessing the following within Albemarle County- Biking lanes	1 Very convenient	21	21.7%	69	13.8%	15	9.8%	39	16.5%
	2 Somewhat convenient	30	32.1%	163	32.3%	58	37.7%	48	20.6%
	3 Somewhat inconvenient	29	30.4%	157	31.2%	51	33.2%	62	26.7%
	4 Very inconvenient	15	15.7%	115	22.8%	29	19.3%	84	36.2%
Total		95	100.0%	503	100.0%	152	100.0%	233	100.0%
Convenience in accessing the following within Albemarle County- Grocery stores	1 Very convenient	119	78.7%	511	71.1%	116	56.8%	180	53.2%
	2 Somewhat convenient	28	18.6%	175	24.4%	75	36.7%	124	36.8%
	3 Somewhat inconvenient	3	2.2%	26	3.6%	9	4.6%	26	7.8%
	4 Very inconvenient	1	0.5%	7	1.0%	4	2.0%	8	2.2%
Total		151	100.0%	719	100.0%	205	100.0%	338	100.0%
Convenience in accessing the following within Albemarle County- Shopping centers	1 Very convenient	100	65.8%	410	57.9%	90	44.9%	137	41.5%
	2 Somewhat convenient	38	24.8%	229	32.3%	73	36.2%	138	41.8%
	3 Somewhat inconvenient	12	7.6%	52	7.4%	25	12.3%	40	12.0%
	4 Very inconvenient	3	1.8%	17	2.4%	13	6.6%	15	4.7%
Total		151	100.0%	708	100.0%	202	100.0%	331	100.0%
Generally, how important do you think it is for Albemarle County to support economic development in the county?	1 Very important	74	50.2%	258	37.9%	83	42.3%	105	31.5%
	2 Important	44	29.8%	261	38.4%	60	30.6%	102	30.7%
	3 Somewhat important	17	11.9%	84	12.4%	26	13.5%	51	15.2%
	4 Slightly important	3	2.3%	23	3.4%	10	4.9%	29	8.6%
	5 Not at all important	2	1.6%	17	2.5%	4	2.3%	17	5.1%
	6 Depends	6	4.2%	36	5.3%	13	6.4%	30	8.9%
Total		147	100.0%	679	100.0%	196	100.0%	333	100.0%
What do you think about the amount of development in Albemarle regarding- Residential development	1 Too low	28	19.8%	72	11.3%	10	5.2%	18	5.8%
	2 About right	39	28.1%	259	40.8%	75	40.6%	106	34.6%
	3 Too high	73	52.1%	305	47.9%	100	54.2%	183	59.6%

		Type of Community in which Resident Lives							
		Urban		Suburban		Small town/Village		Rural	
		wN	w%	wN	w%	wN	w%	wN	w%
Total		140	100.0%	636	100.0%	185	100.0%	307	100.0%
What do you think about the amount of development in Albemarle regarding- Office development	1 Too low	6	4.8%	53	9.9%	15	10.0%	20	7.5%
	2 About right	80	69.3%	348	65.6%	99	65.9%	143	53.3%
	3 Too high	30	25.9%	130	24.5%	36	24.1%	105	39.2%
Total		116	100.0%	531	100.0%	151	100.0%	268	100.0%
What do you think about the amount of development in Albemarle regarding- Retail development	1 Too low	12	8.9%	99	15.7%	52	29.8%	41	13.4%
	2 About right	72	54.8%	317	50.4%	90	51.0%	138	45.1%
	3 Too high	48	36.3%	213	33.9%	34	19.2%	127	41.5%
Total		132	100.0%	629	100.0%	176	100.0%	307	100.0%
What do you think about the amount of development in Albemarle regarding- Industrial development	1 Too low	25	26.0%	135	29.4%	36	25.0%	78	31.6%
	2 About right	47	48.9%	246	53.5%	81	55.7%	107	43.5%
	3 Too high	24	25.0%	79	17.1%	28	19.3%	61	24.8%
Total		95	100.0%	459	100.0%	145	100.0%	246	100.0%
What is your opinion of the County's rate of growth over the past few years?	1 Much too fast	41	29.4%	161	24.6%	55	29.1%	124	38.6%
	2 A little too fast	59	42.1%	262	39.9%	64	34.1%	116	36.1%
	3 About right	31	22.4%	193	29.5%	55	29.3%	67	20.8%
	4 A little too slow	4	2.7%	27	4.2%	14	7.6%	12	3.8%
	5 Much too slow	5	3.3%	12	1.8%			2	0.7%
Total		139	100.0%	656	100.0%	189	100.0%	321	100.0%
How do you think future growth and development in Albemarle will affect - Housing affordability	1 A lot worse	73	52.5%	277	42.0%	77	41.4%	146	47.1%
	2 A little worse	40	29.2%	239	36.2%	66	35.7%	78	25.3%
	3 Neither better nor worse	16	11.7%	66	10.1%	14	7.6%	38	12.4%
	4 A little better	4	2.7%	64	9.7%	25	13.3%	37	12.1%
	5 A lot better	5	3.8%	13	2.0%	4	2.0%	10	3.1%
Total		138	100.0%	659	100.0%	186	100.0%	309	100.0%
How do you think future growth and development in Albemarle will affect -	1 A lot worse	24	20.7%	132	22.4%	42	23.3%	80	27.5%
	2 A little worse	42	35.8%	220	37.4%	60	32.9%	99	34.0%
	3 Neither better nor worse	30	25.2%	126	21.4%	38	20.9%	54	18.7%
	4 A little better	18	15.0%	95	16.1%	33	18.0%	42	14.3%

		Type of Community in which Resident Lives							
		Urban		Suburban		Small town/Village		Rural	
		wN	w%	wN	w%	wN	w%	wN	w%
Schools or community services	5 A lot better	4	3.2%	15	2.6%	9	4.9%	16	5.6%
Total		117	100.0%	588	100.0%	181	100.0%	292	100.0%
How do you think future growth and development in Albemarle will affect - Ease of getting around by car	1 A lot worse	63	44.0%	302	43.2%	91	46.0%	155	47.7%
	2 A little worse	50	34.7%	285	40.8%	63	31.7%	108	33.2%
	3 Neither better nor worse	17	11.8%	65	9.3%	28	14.2%	39	12.0%
	4 A little better	7	4.8%	42	6.0%	13	6.3%	13	3.9%
	5 A lot better	7	4.7%	4	0.6%	4	1.8%	10	3.2%
Total		144	100.0%	698	100.0%	198	100.0%	324	100.0%
How do you think future growth and development in Albemarle will affect - Parking	1 A lot worse	61	44.0%	265	39.2%	86	44.1%	137	43.8%
	2 A little worse	49	35.6%	270	40.1%	62	31.9%	108	34.5%
	3 Neither better nor worse	22	15.9%	108	16.0%	33	16.8%	54	17.4%
	4 A little better	2	1.7%	30	4.5%	10	5.3%	7	2.1%
	5 A lot better	4	2.9%	2	0.3%	4	1.9%	7	2.2%
Total		139	100.0%	675	100.0%	194	100.0%	312	100.0%
How do you think future growth and development in Albemarle will affect - Job availability	1 A lot worse	16	13.4%	25	4.1%	16	9.1%	24	8.9%
	2 A little worse	20	16.8%	86	14.4%	35	19.5%	28	10.4%
	3 Neither better nor worse	25	21.3%	175	29.2%	37	20.7%	98	36.2%
	4 A little better	42	35.1%	252	42.0%	73	40.9%	94	34.4%
	5 A lot better	16	13.4%	62	10.3%	17	9.8%	27	10.1%
Total		119	100.0%	601	100.0%	178	100.0%	272	100.0%
How do you think future growth and development in Albemarle will affect - Rural character/beauty	1 A lot worse	41	29.3%	214	31.5%	73	37.7%	144	44.0%
	2 A little worse	58	41.2%	243	35.7%	59	30.3%	98	29.9%
	3 Neither better nor worse	30	21.3%	162	23.8%	46	23.7%	58	17.9%
	4 A little better	9	6.7%	47	6.9%	13	6.6%	13	3.9%
	5 A lot better	2	1.5%	15	2.1%	3	1.7%	14	4.3%
Total		141	100.0%	679	100.0%	194	100.0%	327	100.0%
How do you think future growth and development in Albemarle will affect - Safety	1 A lot worse	15	11.5%	73	11.3%	28	14.7%	58	18.7%
	2 A little worse	56	42.1%	207	31.8%	60	31.9%	100	32.2%
	3 Neither better nor worse	46	34.9%	283	43.5%	75	39.9%	133	42.7%
	4 A little better	11	8.5%	75	11.5%	16	8.8%	10	3.1%

		Type of Community in which Resident Lives							
		Urban		Suburban		Small town/Village		Rural	
		wN	w%	wN	w%	wN	w%	wN	w%
	5 A lot better	4	3.0%	13	2.0%	9	4.7%	10	3.3%
Total		133	100.0%	651	100.0%	188	100.0%	312	100.0%
How do you think future growth and development in Albemarle will affect - Overall quality of living	1 A lot worse	21	14.8%	82	12.1%	26	13.3%	59	18.4%
	2 A little worse	53	36.7%	234	34.5%	63	32.3%	125	39.3%
	3 Neither better nor worse	38	26.7%	216	31.8%	61	31.5%	96	30.0%
	4 A little better	23	16.1%	126	18.5%	32	16.4%	22	6.8%
	5 A lot better	8	5.7%	21	3.1%	13	6.6%	18	5.5%
Total		143	100.0%	680	100.0%	194	100.0%	319	100.0%
How do you think future growth and development in Albemarle will affect - Something else (please specify):	1 A lot worse	11	73.9%	31	64.7%	14	66.2%	25	70.8%
	2 A little worse	2	14.4%	7	14.7%	2	11.4%	6	16.2%
	3 Neither better nor worse	2	11.8%	4	8.6%	1	3.6%	1	3.8%
	4 A little better			1	2.1%	3	12.5%	1	3.0%
	5 A lot better			5	9.9%	1	6.3%	2	6.2%
Total		15	100.0%	48	100.0%	22	100.0%	35	100.0%
Agreement that - Residential development of the land in the County is happening too quickly	1 Strongly agree	57	41.0%	248	37.6%	86	46.5%	176	54.3%
	2 Somewhat agree	58	41.8%	269	40.8%	62	33.5%	103	31.8%
	3 Somewhat disagree	17	11.9%	108	16.4%	26	14.3%	31	9.6%
	4 Strongly disagree	7	5.3%	35	5.2%	11	5.8%	14	4.3%
Total		139	100.0%	659	100.0%	185	100.0%	325	100.0%
Agreement that - Commercial development of the land in the County is happening too quickly	1 Strongly agree	33	24.6%	166	26.8%	41	23.4%	120	38.4%
	2 Somewhat agree	68	51.1%	230	37.0%	63	36.3%	101	32.5%
	3 Somewhat disagree	28	20.7%	187	30.1%	57	33.0%	67	21.5%
	4 Strongly disagree	5	3.7%	38	6.0%	13	7.3%	23	7.5%
Total		134	100.0%	621	100.0%	174	100.0%	311	100.0%
Agreement that - It is more important to preserve farmland in the County than it is to have more development	1 Strongly agree	59	42.0%	217	33.1%	75	39.2%	207	61.9%
	2 Somewhat agree	53	37.8%	258	39.4%	66	34.5%	87	25.9%
	3 Somewhat disagree	24	17.4%	134	20.4%	42	22.1%	30	9.1%
	4 Strongly disagree	4	2.8%	47	7.1%	8	4.1%	11	3.2%
Total		140	100.0%	656	100.0%	191	100.0%	335	100.0%
Agreement that - It is important to have less	1 Strongly agree	20	14.3%	92	14.3%	30	16.8%	77	24.8%
	2 Somewhat agree	52	37.7%	230	35.7%	72	40.4%	114	36.6%

		Type of Community in which Resident Lives							
		Urban		Suburban		Small town/Village		Rural	
		wN	w%	wN	w%	wN	w%	wN	w%
development in the County even if it means you may pay more in taxes	3 Somewhat disagree	44	32.4%	220	34.2%	45	25.3%	72	23.2%
	4 Strongly disagree	21	15.6%	102	15.8%	31	17.5%	48	15.3%
Total		137	100.0%	645	100.0%	178	100.0%	311	100.0%
Agreement that - It is better to have more homes on smaller lots and set aside areas for open space in order to permanently preserve land and maintain the character of the community	1 Strongly agree	38	28.3%	180	27.1%	61	32.7%	82	26.5%
	2 Somewhat agree	51	38.2%	266	40.0%	64	34.6%	115	37.2%
	3 Somewhat disagree	31	22.8%	147	22.1%	41	22.3%	70	22.6%
	4 Strongly disagree	14	10.7%	72	10.9%	19	10.4%	42	13.6%
Total		134	100.0%	666	100.0%	185	100.0%	310	100.0%
Agreement that - It is better to have neighborhoods in which there is a mix of low-, middle-, and high-income housing options	1 Strongly agree	44	30.6%	218	32.4%	57	30.3%	88	29.8%
	2 Somewhat agree	54	37.9%	264	39.1%	80	42.5%	112	37.9%
	3 Somewhat disagree	33	23.2%	119	17.6%	33	17.3%	58	19.8%
	4 Strongly disagree	12	8.3%	73	10.9%	19	10.0%	37	12.6%
Total		143	100.0%	673	100.0%	189	100.0%	296	100.0%
Agreement that - It is better to have neighborhoods in which there is a mix of housing options and small-scale retail and office development	1 Strongly agree	38	27.3%	163	24.5%	41	21.8%	62	20.6%
	2 Somewhat agree	67	47.3%	319	48.1%	98	52.6%	144	48.0%
	3 Somewhat disagree	25	17.9%	123	18.6%	35	18.6%	64	21.1%
	4 Strongly disagree	11	7.6%	58	8.8%	13	6.9%	31	10.3%
Total		141	100.0%	663	100.0%	186	100.0%	301	100.0%
Thinking about transportation in Albemarle County, please tell us whether you have concerns about - Traffic congestion	1 Very concerned	75	50.4%	301	42.5%	86	42.4%	146	43.1%
	2 Concerned	35	23.3%	236	33.3%	65	31.9%	79	23.4%
	3 Somewhat concerned	25	16.5%	95	13.4%	26	12.6%	60	17.7%
	4 Slightly concerned	6	4.3%	55	7.8%	15	7.6%	32	9.4%
	5 Not at all concerned	8	5.5%	21	3.0%	11	5.5%	22	6.5%
Total		150	100.0%	709	100.0%	204	100.0%	339	100.0%
Thinking about transportation in Albemarle	1 Very concerned	44	30.1%	132	18.8%	54	26.9%	97	28.4%
	2 Concerned	25	16.7%	198	28.1%	60	30.1%	95	27.8%

		Type of Community in which Resident Lives							
		Urban		Suburban		Small town/Village		Rural	
		wN	w%	wN	w%	wN	w%	wN	w%
County, please tell us whether you have concerns about - Road quality	3 Somewhat concerned	41	28.0%	146	20.7%	29	14.8%	71	20.9%
	4 Slightly concerned	17	11.9%	100	14.3%	31	15.7%	32	9.5%
	5 Not at all concerned	19	13.2%	127	18.1%	25	12.5%	46	13.5%
Total		146	100.0%	704	100.0%	199	100.0%	341	100.0%
Thinking about transportation in Albemarle County, please tell us whether you have concerns about - Safety related to bicycling	1 Very concerned	30	23.7%	184	28.1%	60	32.3%	117	35.9%
	2 Concerned	33	26.1%	155	23.6%	45	24.0%	69	21.2%
	3 Somewhat concerned	41	31.9%	135	20.5%	26	14.1%	46	14.0%
	4 Slightly concerned	10	7.7%	92	14.0%	35	19.1%	43	13.3%
	5 Not at all concerned	13	10.6%	91	13.8%	19	10.5%	51	15.7%
Total		127	100.0%	657	100.0%	186	100.0%	326	100.0%
Thinking about transportation in Albemarle County, please tell us whether you have concerns about - Pedestrian safety	1 Very concerned	40	26.9%	170	24.5%	51	26.2%	80	24.4%
	2 Concerned	46	31.2%	193	27.8%	62	31.8%	77	23.5%
	3 Somewhat concerned	35	23.9%	146	21.1%	24	12.4%	64	19.6%
	4 Slightly concerned	19	12.8%	118	17.0%	35	18.0%	52	15.8%
	5 Not at all concerned	8	5.2%	66	9.5%	23	11.6%	55	16.7%
Total		147	100.0%	692	100.0%	195	100.0%	329	100.0%
Thinking about transportation in Albemarle County, please tell us whether you have concerns about - Residential parking	1 Very concerned	31	22.5%	84	12.2%	28	14.8%	35	11.3%
	2 Concerned	30	22.1%	135	19.5%	39	20.1%	42	13.5%
	3 Somewhat concerned	24	17.4%	143	20.7%	27	13.9%	51	16.2%
	4 Slightly concerned	23	16.4%	111	16.0%	40	20.8%	41	13.0%
	5 Not at all concerned	30	21.6%	219	31.6%	58	30.3%	144	46.1%
Total		138	100.0%	692	100.0%	191	100.0%	313	100.0%
Thinking about transportation in Albemarle County, please tell us whether you have concerns about - Commercial/retail parking	1 Very concerned	25	17.3%	77	11.1%	25	12.4%	44	13.5%
	2 Concerned	32	22.5%	131	18.9%	51	25.6%	45	14.0%
	3 Somewhat concerned	32	22.5%	130	18.8%	36	18.3%	61	18.9%
	4 Slightly concerned	22	15.7%	126	18.1%	31	15.5%	51	15.8%
	5 Not at all concerned	32	22.0%	230	33.1%	56	28.2%	122	37.8%
Total		143	100.0%	694	100.0%	200	100.0%	322	100.0%
How important is it for Albemarle County to allocate tax dollars to - Parks and	1 Very important	58	40.3%	227	32.4%	75	37.6%	111	34.2%
	2 Important	55	38.0%	270	38.5%	79	39.7%	116	35.7%
	3 Somewhat important	27	18.8%	153	21.8%	30	14.9%	63	19.4%

		Type of Community in which Resident Lives							
		Urban		Suburban		Small town/Village		Rural	
		wN	w%	wN	w%	wN	w%	wN	w%
recreation facilities, programs, and services	4 Slightly important	3	2.0%	41	5.9%	13	6.3%	28	8.7%
	5 Not at all important	1	0.9%	10	1.5%	3	1.4%	6	2.0%
Total		144	100.0%	702	100.0%	200	100.0%	323	100.0%
How important is it for Albemarle County to allocate tax dollars to - Improvements to roads, bike/pedestrian paths, and public transit	1 Very important	71	47.6%	288	40.8%	93	46.7%	145	44.2%
	2 Important	56	37.4%	272	38.6%	66	33.3%	107	32.7%
	3 Somewhat important	18	12.1%	101	14.3%	31	15.5%	49	15.0%
	4 Slightly important	2	1.4%	34	4.9%	8	4.0%	18	5.6%
	5 Not at all important	2	1.5%	10	1.5%	1	0.4%	8	2.5%
Total		149	100.0%	705	100.0%	199	100.0%	328	100.0%
How important is it for Albemarle County to allocate tax dollars to - Improvement/Expansion of school facilities	1 Very important	52	38.5%	270	41.5%	85	46.0%	121	37.7%
	2 Important	56	41.4%	230	35.3%	66	35.5%	99	31.0%
	3 Somewhat important	19	14.4%	105	16.2%	24	12.7%	52	16.2%
	4 Slightly important	6	4.5%	32	4.9%	7	3.7%	31	9.6%
	5 Not at all important	2	1.2%	14	2.1%	4	2.1%	18	5.6%
Total		135	100.0%	651	100.0%	185	100.0%	320	100.0%
How important is it for Albemarle County to allocate tax dollars to - Improvement/Expansion of other public buildings and facilities	1 Very important	17	12.7%	45	7.0%	24	12.5%	17	5.7%
	2 Important	45	34.1%	167	26.1%	54	29.0%	54	17.6%
	3 Somewhat important	37	28.2%	237	37.1%	74	39.5%	123	40.0%
	4 Slightly important	27	20.5%	131	20.5%	26	13.7%	61	19.6%
	5 Not at all important	6	4.4%	60	9.3%	10	5.3%	53	17.2%
Total		133	100.0%	640	100.0%	188	100.0%	308	100.0%
How important is it for Albemarle County to allocate tax dollars to - Improvements to rural broadband access	1 Very important	53	39.2%	190	29.0%	65	33.9%	145	45.6%
	2 Important	33	24.2%	186	28.4%	59	31.0%	74	23.1%
	3 Somewhat important	30	22.3%	151	23.0%	33	17.2%	49	15.3%
	4 Slightly important	12	9.1%	79	12.0%	25	13.1%	35	11.0%
	5 Not at all important	7	5.2%	49	7.5%	9	4.8%	16	5.0%
Total		136	100.0%	655	100.0%	192	100.0%	319	100.0%
How important is it for Albemarle County to allocate tax dollars to -	1 Very important	91	61.3%	313	45.2%	85	43.1%	123	37.0%
	2 Important	30	20.1%	176	25.3%	58	29.6%	90	27.2%
	3 Somewhat important	12	8.4%	108	15.6%	31	15.5%	51	15.5%

		Type of Community in which Resident Lives							
		Urban		Suburban		Small town/Village		Rural	
		wN	w%	wN	w%	wN	w%	wN	w%
Ensuring there is affordable housing in the county	4 Slightly important	11	7.4%	58	8.3%	15	7.7%	44	13.4%
	5 Not at all important	4	2.9%	39	5.6%	8	4.2%	23	6.9%
Total		148	100.0%	693	100.0%	197	100.0%	332	100.0%
How important is it for Albemarle County to allocate tax dollars to - Protection and management of land to support native plants/wildlife	1 Very important	64	42.9%	297	42.2%	98	48.6%	180	54.0%
	2 Important	44	29.4%	213	30.3%	63	31.1%	85	25.4%
	3 Somewhat important	30	20.4%	105	14.9%	23	11.4%	29	8.7%
	4 Slightly important	8	5.2%	67	9.4%	13	6.2%	27	8.1%
	5 Not at all important	3	2.0%	23	3.2%	5	2.6%	13	3.8%
Total		149	100.0%	705	100.0%	201	100.0%	333	100.0%
How important is it for Albemarle County to allocate tax dollars to - Other (please specify)	1 Very important	6	70.3%	41	83.1%	8	65.5%	17	88.3%
	2 Important	1	15.0%	3	7.0%	2	20.3%	1	3.3%
	3 Somewhat important	1	14.7%	4	7.1%	1	7.4%		
	4 Slightly important			1	1.3%				
	5 Not at all important			1	1.4%	1	6.9%	2	8.3%
Total		9	100.0%	50	100.0%	12	100.0%	20	100.0%
How important do you consider - Having an energy-efficient home	1 Very important	87	58.4%	296	41.8%	95	47.2%	172	50.7%
	2 Important	47	31.2%	286	40.3%	78	38.7%	122	36.1%
	3 Somewhat important	14	9.2%	99	14.0%	19	9.3%	29	8.6%
	4 Slightly important	1	0.7%	15	2.1%	7	3.6%	12	3.4%
	5 Not at all important	1	0.6%	12	1.7%	2	1.2%	4	1.2%
Total		150	100.0%	708	100.0%	202	100.0%	339	100.0%
How important do you consider - Living close to work in order to save energy	1 Very important	53	40.9%	160	24.4%	39	21.5%	51	17.0%
	2 Important	54	41.4%	257	39.2%	64	35.2%	100	33.7%
	3 Somewhat important	20	15.1%	146	22.4%	49	27.0%	75	25.1%
	4 Slightly important	3	1.9%	55	8.4%	21	11.6%	42	14.0%
	5 Not at all important	1	0.7%	37	5.7%	8	4.7%	30	10.2%
Total		130	100.0%	655	100.0%	180	100.0%	297	100.0%
How important do you consider - Protecting the native plants and animals in Albemarle County	1 Very important	72	48.0%	275	38.9%	84	41.8%	170	50.2%
	2 Important	39	26.3%	231	32.7%	76	37.6%	95	27.9%
	3 Somewhat important	29	19.6%	109	15.4%	26	13.0%	39	11.6%
	4 Slightly important	8	5.2%	70	9.9%	10	4.8%	29	8.5%

		Type of Community in which Resident Lives							
		Urban		Suburban		Small town/Village		Rural	
		wN	w%	wN	w%	wN	w%	wN	w%
	5 Not at all important	1	0.9%	22	3.1%	6	2.8%	6	1.9%
Total		150	100.0%	706	100.0%	202	100.0%	339	100.0%
How important do you consider - Albemarle County supporting and investing in recycling programs	1 Very important	74	49.5%	314	44.6%	101	49.9%	169	50.5%
	2 Important	45	30.0%	234	33.2%	70	34.4%	96	28.6%
	3 Somewhat important	26	17.4%	110	15.6%	22	11.1%	42	12.5%
	4 Slightly important	5	3.1%	30	4.2%	5	2.7%	22	6.6%
	5 Not at all important			17	2.3%	4	1.9%	6	1.7%
Total		150	100.0%	705	100.0%	202	100.0%	334	100.0%
How important do you consider - Albemarle County taking steps to address climate change	1 Very important	87	58.3%	319	45.8%	90	44.9%	162	49.4%
	2 Important	20	13.7%	160	23.0%	48	24.0%	53	16.3%
	3 Somewhat important	16	10.6%	77	11.0%	30	15.1%	42	12.9%
	4 Slightly important	14	9.2%	51	7.3%	11	5.5%	22	6.7%
	5 Not at all important	12	8.3%	90	13.0%	21	10.6%	48	14.8%
Total		150	100.0%	696	100.0%	200	100.0%	328	100.0%
Are you aware of the VIP gold card for Albemarle residents aged 60 years and older that provides discounts to events?	1 Yes, I have one	3	2.3%	19	2.6%	5	2.5%	12	3.6%
	2 Yes, I have heard of it but don't have one	19	12.4%	58	8.1%	14	7.0%	22	6.5%
	3 No, never heard of it	130	85.3%	635	89.2%	187	90.6%	306	89.9%
Total		152	100.0%	712	100.0%	206	100.0%	340	100.0%
In the last two years, have you had any interactions with Albemarle County Police officers?	1 Yes	47	31.0%	263	37.3%	75	37.0%	142	42.8%
	2 No	104	69.0%	442	62.7%	128	63.0%	190	57.2%
Total		151	100.0%	705	100.0%	203	100.0%	331	100.0%
How would you rate the overall quality of your interaction(s) with the police officer(s)?	1 Very good	22	45.4%	170	64.1%	47	61.3%	81	57.4%
	2 Good	14	27.8%	39	14.7%	18	23.2%	33	23.6%
	3 Acceptable	8	17.3%	20	7.6%	3	4.1%	12	8.5%
	4 Poor	1	1.7%	10	3.9%	4	5.2%	7	5.1%
	5 Very poor			14	5.3%	5	6.2%	5	3.6%
	6 I had multiple interactions and they differed in their quality	4	7.7%	12	4.5%			2	1.8%

		Type of Community in which Resident Lives							
		Urban		Suburban		Small town/Village		Rural	
		wN	w%	wN	w%	wN	w%	wN	w%
Total		49	100.0%	265	100.0%	77	100.0%	141	100.0%
Do you have working smoke detectors in your home?	1 Yes	112	98.0%	539	99.3%	159	98.5%	273	96.6%
	2 No	2	2.0%	4	0.7%	2	1.5%	10	3.4%
Total		114	100.0%	543	100.0%	161	100.0%	282	100.0%
How often do you or someone else in your home test the smoke detectors?	1 A few times a month	1	0.8%	7	1.4%	3	1.8%	5	1.9%
	2 Monthly	17	15.9%	39	8.0%	18	12.2%	16	6.3%
	3 A few times a year	39	37.5%	206	42.2%	51	33.9%	110	43.9%
	4 Annually	40	38.5%	186	38.1%	68	45.0%	99	39.4%
	5 We haven't tested them	8	7.3%	50	10.3%	11	7.1%	21	8.5%
Total		104	100.0%	488	100.0%	151	100.0%	251	100.0%
How safe or unsafe do you feel - At home in the daytime	1 Very safe	100	88.0%	487	88.7%	140	85.3%	245	86.6%
	2 Somewhat safe	14	12.0%	54	9.8%	24	14.7%	37	12.9%
	3 Somewhat unsafe			5	0.9%			1	0.5%
	4 Very unsafe			4	0.6%				
Total		114	100.0%	549	100.0%	164	100.0%	283	100.0%
How safe or unsafe do you feel - At home at night	1 Very safe	73	64.4%	374	68.2%	110	67.1%	204	72.2%
	2 Somewhat safe	37	33.1%	161	29.3%	51	31.2%	75	26.5%
	3 Somewhat unsafe			11	2.1%	3	1.7%	4	1.4%
	4 Very unsafe	3	2.5%	2	0.4%				
Total		113	100.0%	548	100.0%	164	100.0%	283	100.0%
How safe or unsafe do you feel - In commercial areas in the daytime	1 Very safe	75	66.6%	362	66.5%	105	64.4%	174	62.2%
	2 Somewhat safe	35	30.8%	166	30.4%	56	34.5%	100	35.8%
	3 Somewhat unsafe	3	2.7%	14	2.6%	2	1.1%	6	2.0%
	4 Very unsafe			3	0.5%				
Total		113	100.0%	545	100.0%	163	100.0%	279	100.0%
How safe or unsafe do you feel - In commercial areas at night	1 Very safe	28	25.4%	111	21.1%	44	28.3%	65	24.2%
	2 Somewhat safe	55	50.4%	288	54.5%	78	50.0%	141	52.2%
	3 Somewhat unsafe	23	21.5%	112	21.1%	30	19.5%	55	20.2%
	4 Very unsafe	3	2.6%	17	3.3%	3	2.2%	9	3.4%
Total		109	100.0%	528	100.0%	155	100.0%	270	100.0%
	1 Very safe	38	41.9%	222	47.0%	80	55.9%	110	49.7%
	2 Somewhat safe	42	45.9%	217	45.8%	55	38.3%	90	40.7%

		Type of Community in which Resident Lives							
		Urban		Suburban		Small town/Village		Rural	
		wN	w%	wN	w%	wN	w%	wN	w%
How safe or unsafe do you feel - Walking/biking trails in the daytime	3 Somewhat unsafe	8	8.4%	31	6.5%	7	4.9%	15	6.6%
	4 Very unsafe	3	3.7%	3	0.7%	1	0.9%	7	3.1%
Total		91	100.0%	473	100.0%	144	100.0%	222	100.0%
How safe or unsafe do you feel - Walking/biking trails at night	1 Very safe	1	0.8%	27	6.7%	21	18.2%	20	11.5%
	2 Somewhat safe	32	41.1%	119	29.7%	32	27.3%	49	27.8%
	3 Somewhat unsafe	23	29.1%	141	35.4%	43	36.5%	58	32.8%
	4 Very unsafe	23	29.0%	113	28.2%	21	18.0%	49	27.9%
Total		78	100.0%	400	100.0%	117	100.0%	176	100.0%
Do you currently have children (18 years and younger) living in the home?	1 Yes	21	16.8%	142	24.9%	42	25.2%	66	23.3%
	2 No	104	83.2%	427	75.1%	125	74.8%	216	76.7%
Total		125	100.0%	569	100.0%	167	100.0%	281	100.0%
Do any of your children in the home attend Albemarle public schools?	1 Yes	18	84.9%	93	66.0%	29	68.9%	44	67.2%
	2 No	3	15.1%	48	34.0%	13	31.1%	22	32.8%
Total		21	100.0%	142	100.0%	41	100.0%	66	100.0%
Thinking of your children who attend Albemarle public schools, how safe do you feel your kids are while they are at school during the day?	1 Very safe	11	60.8%	49	53.6%	17	58.4%	15	33.8%
	2 Somewhat safe	4	25.2%	35	38.8%	11	39.2%	22	50.7%
	3 Somewhat unsafe	2	14.0%	5	5.6%	1	2.3%	5	11.7%
	4 Very unsafe			2	2.0%			2	3.9%
Total		18	100.0%	91	100.0%	29	100.0%	44	100.0%
On a scale of 1 to 10, how welcome do you feel in Albemarle County?	1 1 (Not at all welcome)	2	1.5%	2	0.3%				
	2 2			4	0.5%			6	1.9%
	3 3			12	1.7%	5	2.3%	2	0.7%
	4 4	5	3.2%	5	0.7%	3	1.6%	1	0.4%
	5 5	6	4.1%	29	4.0%	10	4.6%	12	3.6%
	6 6	4	2.5%	38	5.3%	4	2.0%	8	2.5%
	7 7	16	10.4%	63	8.7%	20	9.7%	31	9.3%
	8 8	30	19.9%	160	22.4%	50	24.2%	70	20.7%

		Type of Community in which Resident Lives							
		Urban		Suburban		Small town/Village		Rural	
		wN	w%	wN	w%	wN	w%	wN	w%
	9 9	30	19.4%	157	21.9%	54	26.3%	77	22.8%
	10 10 (Very welcome)	60	39.0%	246	34.4%	60	29.4%	129	38.3%
Total		153	100.0%	716	100.0%	206	100.0%	338	100.0%
On a scale of 1 to 10, how would you rate your sense of belonging in Albemarle County?	1 1 (No sense of belonging)	4	2.9%	2	0.3%			5	1.4%
	2 2			10	1.4%	1	0.3%	7	2.1%
	3 3			18	2.6%	2	1.0%	5	1.5%
	4 4	5	3.2%	16	2.2%	6	2.9%	1	0.4%
	5 5	5	3.3%	55	7.6%	16	8.0%	17	5.1%
	6 6	10	6.7%	38	5.3%	17	8.4%	17	5.0%
	7 7	24	15.7%	82	11.5%	30	14.8%	34	10.1%
	8 8	25	16.7%	174	24.4%	52	25.3%	63	18.5%
	9 9	25	16.6%	156	21.9%	39	18.9%	75	22.0%
	10 10 (Very strong sense of belonging)	53	34.8%	163	22.8%	42	20.4%	115	33.9%
Total		152	100.0%	714	100.0%	205	100.0%	339	100.0%
On a scale of 1 to 10, how would you rate your sense of belonging in the neighborhood/area where you live?	1 1 (No sense of belonging)	8	5.4%	5	0.8%			4	1.1%
	2 2			7	1.0%	4	2.0%		
	3 3	2	1.1%	18	2.5%	4	2.0%	5	1.6%
	4 4	7	4.3%	14	2.0%	10	5.0%	8	2.2%
	5 5	3	2.2%	40	5.6%	6	3.1%	18	5.3%
	6 6	8	5.1%	48	6.8%	17	8.3%	13	3.7%
	7 7	13	8.5%	68	9.6%	16	7.8%	26	7.8%
	8 8	18	11.9%	126	17.7%	46	22.5%	52	15.4%
	9 9	43	28.1%	154	21.6%	40	19.4%	69	20.3%
	10 10 (Very strong sense of belonging)	51	33.3%	233	32.7%	62	30.0%	144	42.6%
Total		153	100.0%	713	100.0%	206	100.0%	339	100.0%
How satisfied are you with the extent to which you have	1 Very satisfied	24	18.7%	98	16.5%	29	16.7%	55	19.0%
	2 Satisfied	61	47.4%	227	38.1%	69	40.0%	92	31.8%
	3 Somewhat satisfied	23	18.2%	149	24.9%	41	23.9%	70	24.0%

		Type of Community in which Resident Lives							
		Urban		Suburban		Small town/Village		Rural	
		wN	w%	wN	w%	wN	w%	wN	w%
opportunities to voice your concerns as a county resident?	4 Slightly satisfied	13	10.1%	65	10.8%	17	9.9%	38	13.2%
	5 Not at all satisfied	7	5.6%	57	9.6%	16	9.5%	35	12.0%
Total		129	100.0%	596	100.0%	173	100.0%	290	100.0%
How satisfied are you with the amount of diversity in Albemarle County government agencies?	1 Very satisfied	11	11.8%	71	16.8%	7	5.9%	40	18.5%
	2 Satisfied	42	43.9%	140	33.0%	53	43.0%	75	35.1%
	3 Somewhat satisfied	21	21.7%	109	25.7%	37	30.0%	45	21.1%
	4 Slightly satisfied	10	10.8%	51	12.1%	22	17.7%	32	15.1%
	5 Not at all satisfied	11	11.8%	53	12.4%	4	3.4%	22	10.2%
Total		96	100.0%	425	100.0%	123	100.0%	214	100.0%
How satisfied are you with the level of communication from Albemarle County government?	1 Very satisfied	11	9.4%	26	4.6%	5	3.3%	18	6.7%
	2 Satisfied	38	31.1%	198	34.4%	62	37.0%	89	32.6%
	3 Somewhat satisfied	31	25.9%	178	31.0%	55	33.1%	76	27.9%
	4 Slightly satisfied	30	24.5%	88	15.3%	34	20.1%	47	17.3%
	5 Not at all satisfied	11	9.1%	84	14.7%	11	6.6%	43	15.6%
Total		121	100.0%	574	100.0%	167	100.0%	273	100.0%
How important is it to you to live in a diverse and multicultural community?	1 Very important	55	37.3%	176	25.5%	56	28.7%	65	20.2%
	2 Important	44	29.7%	241	35.1%	69	35.3%	101	31.4%
	3 Somewhat important	28	19.0%	132	19.1%	32	16.3%	61	19.0%
	4 Slightly important	9	6.2%	67	9.8%	17	8.9%	42	13.0%
	5 Not at all important	11	7.8%	72	10.5%	21	10.7%	53	16.4%
Total		147	100.0%	688	100.0%	196	100.0%	322	100.0%
How important do you think it is for people who work in Albemarle County to be able to live in Albemarle County?	1 Very important	67	46.1%	314	45.0%	96	48.1%	151	45.6%
	2 Important	46	31.4%	229	32.8%	64	32.3%	84	25.6%
	3 Somewhat important	23	16.0%	104	14.9%	26	12.9%	50	15.2%
	4 Slightly important	5	3.3%	25	3.5%	10	5.1%	19	5.9%
	5 Not at all important	5	3.2%	26	3.7%	3	1.6%	25	7.7%
Total		145	100.0%	698	100.0%	199	100.0%	330	100.0%
How important do you think it is for there to be affordable housing options in all parts of the County?	1 Very important	94	63.1%	315	45.2%	105	52.4%	125	37.9%
	2 Important	31	20.5%	185	26.6%	48	23.7%	91	27.4%
	3 Somewhat important	13	8.9%	99	14.1%	29	14.6%	55	16.7%
	4 Slightly important	1	0.9%	54	7.7%	11	5.3%	22	6.6%

		Type of Community in which Resident Lives							
		Urban		Suburban		Small town/Village		Rural	
		wN	w%	wN	w%	wN	w%	wN	w%
	5 Not at all important	10	6.7%	44	6.4%	8	4.0%	38	11.4%
Total		149	100.0%	697	100.0%	200	100.0%	330	100.0%
Generally, how often can you trust your local government to do what is right?	1 All the time	8	6.3%	7	1.2%	2	1.4%	4	1.3%
	2 Most of the time	53	40.3%	281	45.9%	66	38.1%	114	38.0%
	3 Some of the time	55	41.4%	232	37.9%	82	47.2%	116	38.6%
	4 Seldom	13	10.1%	75	12.3%	20	11.7%	56	18.7%
	5 Never	3	2.0%	17	2.8%	3	1.6%	10	3.4%
Total		132	100.0%	613	100.0%	173	100.0%	300	100.0%
How satisfied are you with the transparency and honesty of Albemarle County government?	1 Very satisfied	8	7.0%	28	5.7%	10	6.9%	15	5.7%
	2 Satisfied	36	31.6%	182	37.2%	37	26.4%	90	34.7%
	3 Somewhat satisfied	52	45.9%	179	36.5%	73	51.2%	80	30.7%
	4 Somewhat unsatisfied	11	9.8%	61	12.5%	12	8.4%	49	18.9%
	5 Very unsatisfied	7	5.8%	40	8.1%	10	7.2%	26	10.0%
Total		113	100.0%	490	100.0%	142	100.0%	261	100.0%
Are you registered to vote in Albemarle County?	1 Yes	137	91.3%	670	93.8%	180	87.8%	315	93.2%
	2 No	13	8.7%	44	6.2%	25	12.2%	23	6.8%
Total		150	100.0%	714	100.0%	205	100.0%	338	100.0%
Please rate your level of interest in community issues and local public affairs.	1 Not at all interested	4	2.5%	15	2.1%	10	5.1%	4	1.2%
	2 Slightly interested	22	14.4%	146	20.5%	58	28.6%	62	18.3%
	3 Moderately interested	55	36.5%	295	41.4%	65	31.9%	128	37.9%
	4 Very interested	58	38.5%	206	28.8%	56	27.7%	118	35.0%
	5 Extremely interested	12	8.1%	52	7.2%	13	6.6%	25	7.5%
Total		152	100.0%	713	100.0%	204	100.0%	338	100.0%
Please rate your level of engagement in community issues and local public affairs.	1 Not at all engaged	37	24.2%	118	16.6%	51	24.8%	69	20.4%
	2 Slightly engaged	55	35.9%	289	40.4%	65	31.5%	120	35.6%
	3 Moderately engaged	50	32.7%	248	34.8%	79	38.4%	112	33.0%
	4 Very engaged	7	4.6%	48	6.8%	10	4.9%	32	9.3%
	5 Extremely engaged	4	2.6%	11	1.5%	1	0.3%	6	1.7%
Total		152	100.0%	715	100.0%	205	100.0%	338	100.0%
Do you wish you were more engaged than you	1 Yes	68	45.1%	342	48.5%	98	48.2%	151	45.6%
	2 No	82	54.9%	363	51.5%	105	51.8%	180	54.4%

		Type of Community in which Resident Lives							
		Urban		Suburban		Small town/Village		Rural	
		wN	w%	wN	w%	wN	w%	wN	w%
currently are in community issues and local public affairs?									
Total		150	100.0%	705	100.0%	203	100.0%	331	100.0%
If you wanted to participate in community issues and local public affairs, do you think there is adequate opportunity for you to do so?	1 Yes	72	48.9%	341	49.3%	96	47.7%	169	51.8%
	2 No	18	12.5%	97	14.1%	31	15.2%	41	12.6%
	3 Not sure	57	38.6%	253	36.6%	75	37.1%	116	35.5%
Total		147	100.0%	692	100.0%	201	100.0%	326	100.0%
To what extent might the following prevent you from attending an in-person Albemarle County meeting? - Time of day	1 Definitely would prevent	36	30.5%	183	29.9%	61	36.0%	111	36.0%
	2 Might prevent	46	38.4%	284	46.3%	70	40.8%	119	38.6%
	3 Would not prevent	37	31.1%	146	23.8%	39	23.1%	79	25.5%
Total		119	100.0%	613	100.0%	170	100.0%	309	100.0%
To what extent might the following prevent you from attending an in-person Albemarle County meeting? - Meeting location (too far)	1 Definitely would prevent	15	12.9%	92	15.2%	37	22.6%	58	18.7%
	2 Might prevent	46	38.3%	233	38.3%	69	42.2%	99	32.0%
	3 Would not prevent	58	48.9%	283	46.5%	58	35.2%	152	49.3%
Total		119	100.0%	608	100.0%	164	100.0%	308	100.0%
To what extent might the following prevent you from attending an in-person Albemarle County meeting? - Lack of transportation to meeting	1 Definitely would prevent	8	6.8%	63	10.5%	10	6.0%	21	7.3%
	2 Might prevent	5	4.4%	40	6.5%	20	11.5%	16	5.4%
	3 Would not prevent	105	88.8%	501	83.0%	142	82.5%	258	87.4%
Total		118	100.0%	604	100.0%	172	100.0%	295	100.0%
To what extent might the following prevent you from attending an in-person Albemarle County meeting? -	1 Definitely would prevent	11	9.1%	91	15.2%	24	14.1%	30	10.4%
	2 Might prevent	60	50.8%	307	51.6%	85	51.1%	133	46.0%
	3 Would not prevent	47	40.0%	197	33.1%	58	34.8%	127	43.6%

		Type of Community in which Resident Lives							
		Urban		Suburban		Small town/Village		Rural	
		wN	w%	wN	w%	wN	w%	wN	w%
Duration of meetings (too long)									
Total		118	100.0%	595	100.0%	167	100.0%	290	100.0%
To what extent might the following prevent you from attending an in-person Albemarle County meeting? - Format of meetings does not meet my needs	1 Definitely would prevent	14	15.2%	56	11.5%	20	14.3%	27	11.2%
	2 Might prevent	29	31.2%	211	42.9%	53	38.5%	96	40.5%
	3 Would not prevent	50	53.6%	225	45.7%	65	47.3%	115	48.3%
Total		93	100.0%	492	100.0%	139	100.0%	238	100.0%
To what extent might the following prevent you from attending an in-person Albemarle County meeting? - Child/adult care responsibilities	1 Definitely would prevent	10	9.3%	59	11.5%	13	9.1%	19	7.6%
	2 Might prevent	8	7.3%	76	14.8%	19	13.4%	27	10.8%
	3 Would not prevent	88	83.4%	379	73.7%	108	77.5%	203	81.6%
Total		105	100.0%	514	100.0%	140	100.0%	248	100.0%
How much of a source is the following for obtaining information about the County government - Daily Progress	1 Not a source	34	27.0%	155	25.0%	53	30.4%	94	31.0%
	2 Minor source	36	28.7%	201	32.6%	68	39.3%	113	37.2%
	3 Major source	55	44.3%	262	42.4%	52	30.3%	97	31.8%
Total		125	100.0%	617	100.0%	173	100.0%	304	100.0%
How much of a source is the following for obtaining information about the County government - Charlottesville Tomorrow	1 Not a source	60	66.2%	273	58.8%	81	58.6%	148	65.4%
	2 Minor source	18	20.0%	124	26.8%	43	31.2%	52	23.1%
	3 Major source	13	13.8%	67	14.4%	14	10.2%	26	11.5%
Total		91	100.0%	464	100.0%	139	100.0%	226	100.0%
How much of a source is the following for obtaining	1 Not a source	35	28.2%	156	27.1%	41	24.6%	79	27.8%
	2 Minor source	45	36.2%	255	44.3%	76	45.9%	119	41.9%
	3 Major source	44	35.6%	164	28.6%	49	29.5%	86	30.4%

		Type of Community in which Resident Lives							
		Urban		Suburban		Small town/Village		Rural	
		wN	w%	wN	w%	wN	w%	wN	w%
information about the County government - Cville Weekly									
Total		124	100.0%	575	100.0%	165	100.0%	284	100.0%
How much of a source is the following for obtaining information about the County government - Other media outlets (radio, local television stations)	1 Not a source	8	6.0%	46	7.1%	13	6.9%	22	6.9%
	2 Minor source	27	19.8%	219	34.1%	49	26.3%	78	24.4%
	3 Major source	101	74.2%	378	58.8%	124	66.8%	220	68.7%
Total		137	100.0%	644	100.0%	186	100.0%	320	100.0%
How much of a source is the following for obtaining information about the County government - Social media (Facebook, Twitter)	1 Not a source	64	55.7%	262	44.3%	68	42.0%	133	48.5%
	2 Minor source	21	18.0%	189	31.9%	50	30.7%	80	29.3%
	3 Major source	30	26.3%	141	23.8%	44	27.3%	61	22.3%
Total		115	100.0%	592	100.0%	162	100.0%	274	100.0%
How much of a source is the following for obtaining information about the County government - County A-Mail (e-newsletter)	1 Not a source	65	67.3%	333	72.4%	87	63.2%	167	70.0%
	2 Minor source	15	15.3%	80	17.3%	28	20.1%	37	15.4%
	3 Major source	17	17.4%	48	10.3%	23	16.7%	35	14.6%
Total		97	100.0%	460	100.0%	138	100.0%	239	100.0%
How much of a source is the following for obtaining information about the County government - County website	1 Not a source	38	34.2%	228	37.8%	60	38.0%	98	35.8%
	2 Minor source	40	35.7%	241	40.0%	54	34.0%	98	35.8%
	3 Major source	34	30.1%	134	22.2%	45	28.1%	78	28.4%
Total		112	100.0%	603	100.0%	159	100.0%	274	100.0%
How much of a source is the following for obtaining information about the County government - Public	1 Not a source	38	31.9%	290	48.1%	69	40.5%	138	51.3%
	2 Minor source	65	55.6%	260	43.0%	72	41.8%	105	38.9%
	3 Major source	15	12.5%	54	8.9%	30	17.8%	26	9.7%

		Type of Community in which Resident Lives							
		Urban		Suburban		Small town/Village		Rural	
		wN	w%	wN	w%	wN	w%	wN	w%
postings at local businesses, library, county offices									
Total		118	100.0%	604	100.0%	171	100.0%	269	100.0%
How much of a source is the following for obtaining information about the County government - Word of mouth	1 Not a source	23	17.8%	101	15.6%	35	19.1%	48	16.4%
	2 Minor source	62	48.6%	355	54.8%	88	48.4%	152	51.7%
	3 Major source	43	33.7%	192	29.6%	59	32.5%	94	31.9%
Total		129	100.0%	648	100.0%	181	100.0%	295	100.0%
Age	1 39 and younger	20	13.6%	138	20.0%	40	19.7%	31	10.0%
	2 40-49	11	7.1%	107	15.6%	20	9.9%	36	11.3%
	3 50-59	19	12.7%	92	13.3%	37	18.3%	56	17.8%
	4 60-69	31	21.0%	156	22.7%	44	21.8%	98	31.0%
	5 70 and older	68	45.6%	196	28.5%	61	30.3%	94	29.8%
Total		150	100.0%	689	100.0%	201	100.0%	316	100.0%
Do you have a smartphone?	1 Yes	139	90.7%	627	89.0%	181	89.3%	283	85.7%
	2 No	14	9.3%	78	11.0%	22	10.7%	47	14.3%
Total		154	100.0%	704	100.0%	203	100.0%	330	100.0%
Do you have Internet access at home?	1 Yes	141	96.1%	681	96.7%	185	92.3%	292	90.0%
	2 No	6	3.9%	23	3.3%	15	7.7%	32	10.0%
Total		147	100.0%	704	100.0%	200	100.0%	325	100.0%
How would you rate the quality of your home Internet access?	1 Excellent	54	40.4%	246	37.1%	69	39.2%	48	16.9%
	2 Good	60	44.9%	333	50.4%	76	42.9%	99	35.2%
	3 Fair	15	10.9%	60	9.1%	24	13.7%	89	31.5%
	4 Poor	5	3.8%	22	3.3%	8	4.3%	46	16.4%
Total		135	100.0%	661	100.0%	177	100.0%	281	100.0%
Do you own or do you rent your current home?	1 Own or buying	70	48.9%	468	66.9%	119	60.7%	274	85.5%
	2 Rent	73	51.1%	232	33.1%	77	39.3%	47	14.5%
Total		143	100.0%	700	100.0%	196	100.0%	320	100.0%
Do you spend 30% or more of your monthly household income (before taxes) on	1 Yes	80	64.1%	314	50.2%	113	63.1%	130	46.8%
	2 No	45	35.9%	311	49.8%	66	36.9%	147	53.2%

		Type of Community in which Resident Lives							
		Urban		Suburban		Small town/Village		Rural	
		wN	w%	wN	w%	wN	w%	wN	w%
either rent or homeowner expenses?									
Total		124	100.0%	625	100.0%	180	100.0%	277	100.0%
Employment status	1 Employed full time (35 hours/week or more)	68	45.8%	329	46.8%	83	41.8%	151	46.6%
	2 Employed part time	7	4.9%	68	9.7%	21	10.6%	31	9.5%
	3 Looking for work	1	0.4%	5	0.7%	3	1.4%	7	2.2%
	4 Stay-at-home parent/homemaker	4	3.0%	20	2.8%	9	4.6%	9	2.8%
	5 Student			18	2.5%	8	4.2%	3	0.8%
	6 Retired	68	45.9%	244	34.7%	64	32.3%	119	36.6%
	7 Disabled			18	2.6%	10	5.2%	4	1.2%
	8 Other (specify)			2	0.2%			1	0.3%
Total		149	100.0%	703	100.0%	198	100.0%	324	100.0%
Where is your primary place of employment located?	1 Albemarle County	38	51.3%	182	48.1%	42	43.2%	90	51.8%
	2 Charlottesville City	30	40.4%	137	36.1%	45	45.8%	50	29.0%
	3 Fluvanna County			3	0.9%			3	1.8%
	4 Greene County			7	2.0%			3	1.7%
	5 Louisa County	2	2.3%	1	0.3%				
	6 Nelson County					1	0.7%	1	0.8%
	7 Other (please specify)	4	6.0%	30	7.9%	8	8.2%	20	11.7%
	8 All over			18	4.8%	2	2.1%	6	3.3%
Total		73	100.0%	379	100.0%	98	100.0%	174	100.0%
What is the highest level of education you have completed?	1 Less than high school diploma	2	1.6%	9	1.3%	6	3.2%	7	2.1%
	2 High school graduate/GED	18	12.0%	24	3.5%	13	6.8%	47	14.7%
	3 Some college but no degree	21	13.9%	65	9.4%	30	15.4%	38	11.9%
	4 Associates Degree	17	11.2%	33	4.8%	15	7.6%	18	5.7%
	5 Bachelor's Degree	33	22.1%	192	27.5%	53	26.9%	63	19.8%
	6 Some graduate work	10	7.0%	50	7.2%	9	4.4%	14	4.4%

		Type of Community in which Resident Lives							
		Urban		Suburban		Small town/Village		Rural	
		wN	w%	wN	w%	wN	w%	wN	w%
	7 Master's, Professional or Doctoral degree	48	32.2%	322	46.3%	70	35.6%	132	41.4%
Total		149	100.0%	697	100.0%	197	100.0%	319	100.0%
Gender	1 Male	56	38.1%	310	43.8%	92	45.4%	164	49.1%
	2 Female	92	61.9%	398	56.2%	111	54.6%	170	50.9%
Total		148	100.0%	709	100.0%	203	100.0%	334	100.0%
Which of the following income categories most closely describes your total household income in 2019 before taxes, including wages and all other income?	1 Less than \$10,000			8	1.4%	3	1.9%	4	1.3%
	2 \$10,000 - \$24,999	3	2.8%	31	5.2%	10	5.6%	28	9.9%
	3 \$25,000 - \$49,999	24	20.2%	70	11.7%	36	20.7%	33	11.7%
	4 \$50,000 - \$74,999	26	21.8%	107	17.9%	35	20.0%	51	18.4%
	5 \$75,000 - \$99,999	30	24.7%	97	16.3%	22	12.6%	42	15.2%
	6 \$100,000-\$149,999	24	19.9%	133	22.2%	31	17.7%	56	20.1%
	7 \$150,000-\$199,999	6	5.1%	56	9.3%	12	7.0%	26	9.3%
	8 \$200,000 or more	6	5.4%	97	16.2%	25	14.4%	39	14.0%
Total		121	100.0%	599	100.0%	176	100.0%	278	100.0%
Race/ethnicity	1.00 White	110	77.4%	570	86.9%	161	83.7%	258	90.2%
	2.00 Black or African American	19	13.2%	27	4.2%	12	6.5%	16	5.5%
	3.00 Asian	7	4.7%	17	2.6%	11	5.5%	1	0.5%
	4.00 Hispanic	4	2.7%	18	2.7%	4	1.9%	9	3.1%
	5.00 Multiracial/ Another race	3	2.0%	24	3.6%	5	2.4%	2	0.7%
Total		143	100.0%	656	100.0%	193	100.0%	286	100.0%

		Length of Residence in Albemarle							
		Less than 6 years		6-10 years		11-20 years		More than 20 years	
		wN	w%	wN	w%	wN	w%	wN	w%
Have you lived in Albemarle County all your life?	1 Yes	1	0.3%	2	0.9%	4	1.3%	135	20.8%
	2 No	377	99.7%	176	99.1%	269	98.7%	515	79.2%
Total		379	100.0%	177	100.0%	273	100.0%	650	100.0%
How would you characterize the area in which you live?	1 Urban	46	12.4%	21	12.1%	24	9.1%	62	9.7%
	2 Suburban	217	58.4%	87	49.3%	146	55.2%	272	42.7%
	3 Small town/Village	67	18.1%	27	15.6%	33	12.5%	79	12.4%
	4 Out in the country	39	10.4%	35	19.8%	57	21.6%	213	33.4%
	5 Other (specify)	3	0.7%	6	3.2%	4	1.6%	11	1.8%
Total		371	100.0%	176	100.0%	265	100.0%	638	100.0%
Locality	1 Satellite Communities	39	10.2%	33	18.5%	25	9.2%	49	7.5%
	2 Urban Ring & 29 North	272	71.7%	97	54.6%	144	52.5%	280	43.1%
	3 Rural Northern Albemarle	40	10.5%	21	11.9%	49	17.7%	160	24.6%
	4 Rural Southern Albemarle	29	7.6%	27	15.0%	57	20.6%	161	24.8%
Total		380	100.0%	178	100.0%	275	100.0%	651	100.0%
How would you rate the overall quality of life in Albemarle County?	1 Excellent	113	30.0%	59	33.2%	102	38.0%	229	35.2%
	2 Good	227	60.2%	103	58.5%	144	53.4%	346	53.1%
	3 Fair	34	9.1%	12	6.8%	18	6.7%	75	11.5%
	4 Poor	3	0.7%	3	1.5%	5	1.9%	1	0.2%
Total		377	100.0%	177	100.0%	270	100.0%	651	100.0%
Thinking about 5 years from now, do you think the quality of life in Albemarle County will improve, get worse, or stay the same?	1 Improve	105	33.0%	33	22.0%	49	20.1%	86	15.2%
	2 Get worse	103	32.4%	62	41.4%	114	47.0%	300	53.1%
	3 Stay the same	110	34.5%	55	36.6%	79	32.9%	179	31.7%
Total		317	100.0%	150	100.0%	242	100.0%	564	100.0%
	1 Albemarle County	200	64.9%	110	79.4%	165	83.2%	451	85.9%

		Length of Residence in Albemarle							
		Less than 6 years		6-10 years		11-20 years		More than 20 years	
		wN	w%	wN	w%	wN	w%	wN	w%
Thinking about 5 years from now, do you intend to live in Albemarle, Charlottesville or somewhere else?	2 Charlottesville City	8	2.5%	2	1.2%	1	0.3%	9	1.7%
	3 Other adjacent/nearby county	21	6.7%	7	4.9%	9	4.6%	13	2.5%
	4 Somewhere else	80	25.9%	20	14.6%	24	11.9%	52	9.8%
Total		308	100.0%	139	100.0%	198	100.0%	525	100.0%
Please rate the quality of the following Albemarle County service- County services overall	1 Excellent	39	13.6%	20	13.3%	40	16.4%	89	15.2%
	2 Good	200	70.0%	100	67.5%	147	60.6%	374	64.4%
	3 Fair	47	16.4%	28	18.7%	50	20.8%	105	18.0%
	4 Poor			1	0.5%	5	2.3%	13	2.3%
Total		286	100.0%	149	100.0%	243	100.0%	580	100.0%
Please rate the quality of the following Albemarle County service- Fire services	1 Excellent	81	37.3%	55	44.0%	113	48.7%	269	48.0%
	2 Good	126	58.0%	62	49.8%	105	45.2%	264	47.1%
	3 Fair	10	4.4%	8	6.2%	12	5.2%	20	3.7%
	4 Poor	1	0.3%			2	0.9%	7	1.3%
Total		218	100.0%	125	100.0%	232	100.0%	560	100.0%
Please rate the quality of the following Albemarle County service- Albemarle County Police services	1 Excellent	80	30.6%	43	31.0%	77	32.1%	180	30.5%
	2 Good	151	57.8%	68	49.4%	115	47.7%	329	55.8%
	3 Fair	25	9.5%	22	15.9%	36	14.9%	69	11.7%
	4 Poor	6	2.1%	5	3.6%	13	5.2%	12	2.0%
Total		261	100.0%	137	100.0%	241	100.0%	590	100.0%
Please rate the quality of the following Albemarle County service- Ambulance/emergency medical services	1 Excellent	90	40.4%	56	43.5%	109	49.1%	274	49.0%
	2 Good	120	54.3%	64	49.4%	85	38.1%	238	42.6%
	3 Fair	11	5.0%	9	7.1%	26	11.9%	41	7.4%
	4 Poor	1	0.3%			2	0.9%	6	1.0%
Total		222	100.0%	130	100.0%	222	100.0%	559	100.0%
Please rate the quality of the following Albemarle County service- Traffic enforcement	1 Excellent	40	13.7%	13	9.2%	26	10.7%	77	13.4%
	2 Good	147	50.8%	70	49.9%	112	46.6%	286	49.6%
	3 Fair	76	26.1%	42	30.2%	77	31.9%	172	29.8%
	4 Poor	28	9.5%	15	10.7%	26	10.8%	42	7.2%
Total		290	100.0%	140	100.0%	241	100.0%	577	100.0%

		Length of Residence in Albemarle							
		Less than 6 years		6-10 years		11-20 years		More than 20 years	
		wN	w%	wN	w%	wN	w%	wN	w%
Please rate the quality of the following Albemarle County service- Code enforcement (weeds, junk, abandoned buildings, etc.)	1 Excellent	24	9.6%	12	9.9%	19	9.1%	37	7.3%
	2 Good	102	41.6%	42	33.3%	75	35.2%	204	40.2%
	3 Fair	91	37.1%	49	39.4%	84	39.3%	197	38.7%
	4 Poor	29	11.7%	22	17.4%	35	16.4%	70	13.8%
Total		245	100.0%	125	100.0%	214	100.0%	509	100.0%
Please rate the quality of the following Albemarle County service- Fire prevention and education	1 Excellent	35	19.5%	32	32.4%	43	22.3%	103	22.5%
	2 Good	98	54.5%	39	39.8%	106	55.3%	253	55.2%
	3 Fair	39	22.0%	26	26.2%	34	17.9%	91	19.8%
	4 Poor	7	4.0%	2	1.7%	9	4.5%	12	2.5%
Total		179	100.0%	99	100.0%	191	100.0%	459	100.0%
Please rate the quality of the following Albemarle County service- Recycling services	1 Excellent	36	11.1%	19	12.2%	24	9.8%	67	11.1%
	2 Good	108	32.9%	47	29.7%	76	30.4%	210	35.1%
	3 Fair	77	23.7%	34	21.2%	78	31.4%	168	28.0%
	4 Poor	106	32.4%	58	36.9%	71	28.5%	154	25.7%
Total		327	100.0%	158	100.0%	250	100.0%	599	100.0%
Please rate the quality of the following Albemarle County service- Solid waste services	1 Excellent	53	19.3%	24	18.1%	38	17.5%	85	16.2%
	2 Good	147	53.7%	69	52.0%	101	46.2%	253	48.2%
	3 Fair	55	20.2%	25	18.9%	56	25.4%	126	24.0%
	4 Poor	19	6.8%	15	11.1%	24	11.0%	61	11.6%
Total		273	100.0%	132	100.0%	220	100.0%	524	100.0%
Please rate the quality of the following Albemarle County service- Community centers and their programs	1 Excellent	51	21.2%	23	21.3%	35	17.0%	69	14.4%
	2 Good	122	50.9%	42	39.6%	88	43.0%	242	50.7%
	3 Fair	50	20.9%	29	26.8%	56	27.1%	132	27.7%
	4 Poor	17	7.0%	13	12.4%	26	12.9%	34	7.2%
Total		240	100.0%	107	100.0%	205	100.0%	477	100.0%
Please rate the quality of the following Albemarle County service- County parks	1 Excellent	106	31.4%	56	36.2%	74	28.3%	151	25.6%
	2 Good	177	52.6%	79	51.0%	137	52.1%	310	52.4%
	3 Fair	41	12.2%	14	8.9%	44	16.9%	113	19.2%
	4 Poor	13	3.8%	6	3.9%	7	2.7%	17	2.9%
Total		336	100.0%	156	100.0%	263	100.0%	592	100.0%

		Length of Residence in Albemarle							
		Less than 6 years		6-10 years		11-20 years		More than 20 years	
		wN	w%	wN	w%	wN	w%	wN	w%
Please rate the quality of the following Albemarle County service- Street lighting	1 Excellent	34	10.3%	18	11.1%	19	7.9%	51	9.2%
	2 Good	136	41.0%	71	44.2%	101	42.6%	239	43.1%
	3 Fair	97	29.4%	51	31.8%	82	34.5%	178	32.1%
	4 Poor	64	19.3%	21	12.9%	35	15.0%	87	15.6%
Total		331	100.0%	160	100.0%	236	100.0%	556	100.0%
Please rate the quality of the following Albemarle County service- Economic development	1 Excellent	30	11.1%	18	13.5%	22	10.2%	46	8.8%
	2 Good	136	50.3%	60	45.5%	85	39.9%	203	39.2%
	3 Fair	79	29.4%	36	27.2%	74	34.4%	183	35.3%
	4 Poor	25	9.3%	18	13.7%	33	15.5%	86	16.6%
Total		270	100.0%	132	100.0%	214	100.0%	518	100.0%
Please rate the quality of the following Albemarle County service- Land use, planning and zoning	1 Excellent	25	9.1%	9	6.5%	12	5.2%	36	6.5%
	2 Good	94	33.9%	49	34.2%	83	35.1%	163	29.3%
	3 Fair	100	36.2%	40	28.5%	80	33.7%	225	40.4%
	4 Poor	57	20.8%	44	30.8%	61	26.0%	133	23.8%
Total		276	100.0%	142	100.0%	236	100.0%	556	100.0%
Please rate the quality of the following Albemarle County service- Stewardship of natural resources	1 Excellent	34	13.1%	21	16.5%	26	11.9%	49	9.3%
	2 Good	124	48.3%	61	47.8%	86	39.0%	232	43.6%
	3 Fair	81	31.6%	35	27.5%	76	34.4%	179	33.8%
	4 Poor	18	7.0%	10	8.2%	32	14.6%	71	13.4%
Total		257	100.0%	127	100.0%	220	100.0%	531	100.0%
Please rate the quality of the following Albemarle County service- Community engagement	1 Excellent	46	16.7%	16	12.6%	19	8.3%	67	12.2%
	2 Good	130	47.5%	61	48.3%	95	41.7%	231	42.1%
	3 Fair	69	25.1%	36	28.3%	87	38.1%	196	35.8%
	4 Poor	29	10.7%	14	10.8%	27	11.9%	54	9.9%
Total		273	100.0%	127	100.0%	228	100.0%	548	100.0%
Please rate the quality of the following Albemarle County service- Public information services	1 Excellent	41	15.7%	20	15.1%	26	10.9%	61	10.8%
	2 Good	127	48.8%	64	47.1%	112	48.0%	285	50.5%
	3 Fair	67	25.6%	40	29.6%	76	32.4%	176	31.3%
	4 Poor	26	9.8%	11	8.2%	20	8.7%	42	7.4%
Total		260	100.0%	135	100.0%	234	100.0%	564	100.0%
	1 Excellent	53	21.9%	22	17.4%	42	18.0%	87	15.2%

		Length of Residence in Albemarle							
		Less than 6 years		6-10 years		11-20 years		More than 20 years	
		wN	w%	wN	w%	wN	w%	wN	w%
Please rate the quality of the following Albemarle County service- Overall customer service from Albemarle county employees	2 Good	130	53.4%	70	54.7%	117	50.0%	320	55.8%
	3 Fair	50	20.7%	30	23.2%	57	24.3%	135	23.6%
	4 Poor	10	4.0%	6	4.7%	18	7.7%	31	5.4%
	Total	244	100.0%	128	100.0%	234	100.0%	573	100.0%
Please rate the quality of the following Albemarle County service- Leadership by Board of Supervisors	1 Excellent	18	9.3%	8	8.3%	19	8.6%	52	9.5%
	2 Good	74	38.9%	44	43.8%	77	35.4%	191	34.8%
	3 Fair	69	36.4%	28	27.4%	85	39.0%	200	36.3%
	4 Poor	29	15.3%	21	20.4%	37	17.1%	107	19.4%
	Total	191	100.0%	101	100.0%	217	100.0%	550	100.0%
Please rate the quality of the following Albemarle County service- Leadership of County Executive office and staff	1 Excellent	21	12.2%	7	7.4%	17	9.4%	48	10.2%
	2 Good	79	46.5%	38	40.6%	75	41.5%	186	39.7%
	3 Fair	49	28.9%	33	35.7%	61	33.9%	173	36.8%
	4 Poor	21	12.4%	15	16.2%	28	15.2%	63	13.4%
	Total	170	100.0%	94	100.0%	181	100.0%	470	100.0%
Please rate the quality of the following Albemarle County service- The job the County is doing in treating all residents fairly	1 Excellent	23	10.2%	11	8.8%	18	8.7%	61	11.8%
	2 Good	108	49.0%	50	40.2%	77	38.1%	204	39.7%
	3 Fair	55	25.0%	40	32.5%	65	32.2%	176	34.1%
	4 Poor	35	15.7%	23	18.4%	43	21.0%	74	14.3%
	Total	220	100.0%	124	100.0%	203	100.0%	514	100.0%
How satisfied are you overall with the value of service provided in Albemarle for your tax dollars?	1 Very satisfied	61	18.8%	38	25.0%	49	19.8%	114	18.9%
	2 Somewhat satisfied	213	66.0%	79	52.2%	135	54.7%	344	56.9%
	3 Somewhat unsatisfied	38	11.9%	25	16.3%	44	18.0%	97	16.1%
	4 Very unsatisfied	11	3.4%	10	6.5%	18	7.5%	50	8.2%
	Total	323	100.0%	152	100.0%	246	100.0%	605	100.0%
Convenience in accessing the following within	1 Very convenient	248	69.3%	117	68.4%	165	61.6%	416	64.0%
	2 Somewhat convenient	88	24.7%	46	26.5%	75	28.1%	185	28.5%

		Length of Residence in Albemarle							
		Less than 6 years		6-10 years		11-20 years		More than 20 years	
		wN	w%	wN	w%	wN	w%	wN	w%
Albemarle County-Hospitals	3 Somewhat inconvenient	20	5.6%	7	3.9%	25	9.2%	42	6.5%
	4 Very inconvenient	1	0.4%	2	1.2%	3	1.1%	6	1.0%
Total		358	100.0%	172	100.0%	267	100.0%	650	100.0%
Convenience in accessing the following within Albemarle County-Medical care	1 Very convenient	264	73.1%	118	69.1%	179	67.3%	428	67.1%
	2 Somewhat convenient	79	21.8%	45	26.4%	67	25.4%	179	28.1%
	3 Somewhat inconvenient	16	4.4%	6	3.4%	15	5.8%	25	3.8%
	4 Very inconvenient	3	0.7%	2	1.2%	4	1.5%	7	1.0%
Total		362	100.0%	171	100.0%	266	100.0%	638	100.0%
Convenience in accessing the following within Albemarle County - Emergency services	1 Very convenient	194	70.3%	102	68.6%	161	66.2%	404	67.0%
	2 Somewhat convenient	70	25.2%	40	26.6%	67	27.4%	163	27.1%
	3 Somewhat inconvenient	9	3.3%	5	3.7%	11	4.6%	26	4.3%
	4 Very inconvenient	3	1.2%	2	1.1%	4	1.8%	9	1.6%
Total		277	100.0%	149	100.0%	243	100.0%	603	100.0%
Convenience in accessing the following within Albemarle County- Public schools	1 Very convenient	154	68.6%	83	72.0%	133	63.0%	351	67.4%
	2 Somewhat convenient	59	26.3%	26	22.6%	69	32.8%	134	25.7%
	3 Somewhat inconvenient	7	3.2%	5	4.6%	6	2.9%	27	5.2%
	4 Very inconvenient	4	1.9%	1	0.7%	3	1.3%	9	1.8%
Total		224	100.0%	115	100.0%	212	100.0%	521	100.0%
Convenience in accessing the following within Albemarle County- Libraries	1 Very convenient	184	56.5%	85	56.2%	138	54.7%	358	58.7%
	2 Somewhat convenient	87	26.8%	48	31.3%	81	32.1%	191	31.4%
	3 Somewhat inconvenient	45	13.8%	13	8.6%	27	10.8%	48	7.8%
	4 Very inconvenient	9	2.9%	6	3.9%	6	2.4%	12	2.0%
Total		326	100.0%	152	100.0%	253	100.0%	609	100.0%
Convenience in accessing the following within Albemarle County- Child care	1 Very convenient	30	30.8%	17	31.5%	23	29.9%	54	24.8%
	2 Somewhat convenient	30	30.4%	16	28.6%	26	33.5%	86	39.5%
	3 Somewhat inconvenient	27	27.5%	19	34.2%	25	31.8%	53	24.5%

		Length of Residence in Albemarle							
		Less than 6 years		6-10 years		11-20 years		More than 20 years	
		wN	w%	wN	w%	wN	w%	wN	w%
	4 Very inconvenient	11	11.3%	3	5.7%	4	4.8%	25	11.3%
Total		99	100.0%	55	100.0%	77	100.0%	218	100.0%
Convenience in accessing the following within Albemarle County- Places of worship	1 Very convenient	168	61.3%	76	59.4%	127	61.1%	382	70.0%
	2 Somewhat convenient	89	32.4%	39	30.2%	73	35.1%	144	26.3%
	3 Somewhat inconvenient	11	4.2%	11	8.9%	5	2.2%	17	3.1%
	4 Very inconvenient	6	2.1%	2	1.6%	3	1.7%	3	0.6%
Total		274	100.0%	128	100.0%	209	100.0%	545	100.0%
Convenience in accessing the following within Albemarle County- Community centers	1 Very convenient	84	38.3%	28	24.7%	54	28.9%	146	31.6%
	2 Somewhat convenient	93	42.3%	50	44.3%	84	44.6%	207	44.8%
	3 Somewhat inconvenient	34	15.5%	26	23.2%	35	18.6%	83	17.9%
	4 Very inconvenient	9	3.9%	9	7.8%	15	7.9%	26	5.7%
Total		221	100.0%	112	100.0%	188	100.0%	461	100.0%
Convenience in accessing the following within Albemarle County- Cultural organizations (galleries, theaters, etc.)	1 Very convenient	111	34.9%	49	32.4%	82	32.9%	207	35.9%
	2 Somewhat convenient	134	42.4%	67	44.1%	102	41.0%	253	44.0%
	3 Somewhat inconvenient	60	18.9%	25	16.4%	51	20.6%	85	14.8%
	4 Very inconvenient	12	3.8%	11	7.1%	14	5.5%	31	5.4%
Total		316	100.0%	152	100.0%	250	100.0%	577	100.0%
Convenience in accessing the following within Albemarle County- Parks	1 Very convenient	193	53.3%	86	53.3%	126	47.7%	286	46.4%
	2 Somewhat convenient	131	36.1%	55	34.2%	109	41.6%	259	42.0%
	3 Somewhat inconvenient	30	8.3%	16	9.7%	23	8.8%	55	9.0%
	4 Very inconvenient	8	2.3%	4	2.8%	5	1.8%	16	2.6%
Total		362	100.0%	161	100.0%	263	100.0%	616	100.0%
Convenience in accessing the following within Albemarle County- Greenway trails	1 Very convenient	159	52.7%	79	52.4%	102	44.3%	218	41.0%
	2 Somewhat convenient	103	34.2%	48	32.1%	93	40.7%	226	42.5%
	3 Somewhat inconvenient	24	8.1%	22	14.7%	27	11.9%	71	13.4%

		Length of Residence in Albemarle							
		Less than 6 years		6-10 years		11-20 years		More than 20 years	
		wN	w%	wN	w%	wN	w%	wN	w%
	4 Very inconvenient	15	5.0%	1	0.9%	7	3.0%	17	3.2%
Total		301	100.0%	151	100.0%	229	100.0%	533	100.0%
Convenience in accessing the following within Albemarle County- Solid waste and recycling services	1 Very convenient	83	27.1%	43	27.7%	51	21.6%	124	21.5%
	2 Somewhat convenient	86	28.2%	37	23.8%	71	30.0%	186	32.2%
	3 Somewhat inconvenient	83	27.2%	35	22.5%	75	31.7%	173	30.0%
	4 Very inconvenient	54	17.6%	40	26.1%	39	16.6%	94	16.3%
Total		306	100.0%	154	100.0%	235	100.0%	577	100.0%
Convenience in accessing the following within Albemarle County- Getting around by car	1 Very convenient	166	44.4%	60	35.5%	113	42.1%	211	33.3%
	2 Somewhat convenient	128	34.1%	75	44.3%	96	35.7%	276	43.6%
	3 Somewhat inconvenient	64	17.0%	25	14.7%	47	17.6%	107	16.9%
	4 Very inconvenient	17	4.4%	9	5.4%	12	4.6%	40	6.2%
Total		374	100.0%	169	100.0%	268	100.0%	634	100.0%
Convenience in accessing the following within Albemarle County- Public transportation	1 Very convenient	41	20.4%	20	21.3%	33	21.0%	84	22.8%
	2 Somewhat convenient	77	37.8%	31	33.6%	56	36.0%	122	33.0%
	3 Somewhat inconvenient	39	19.4%	27	28.4%	39	24.8%	107	29.0%
	4 Very inconvenient	45	22.4%	16	16.7%	28	18.2%	56	15.2%
Total		203	100.0%	93	100.0%	156	100.0%	370	100.0%
Convenience in accessing the following within Albemarle County- Sidewalks and pedestrian walkways	1 Very convenient	67	19.9%	24	15.2%	36	14.9%	87	15.9%
	2 Somewhat convenient	135	40.0%	52	33.3%	93	38.2%	218	40.0%
	3 Somewhat inconvenient	85	25.3%	49	30.9%	59	24.1%	164	30.2%
	4 Very inconvenient	50	14.9%	32	20.6%	56	22.8%	76	13.9%
Total		336	100.0%	157	100.0%	244	100.0%	544	100.0%
Convenience in accessing the following within Albemarle County- Biking lanes	1 Very convenient	38	14.2%	13	11.5%	25	13.4%	70	15.8%
	2 Somewhat convenient	86	31.8%	34	29.9%	56	29.8%	140	31.5%
	3 Somewhat inconvenient	75	27.9%	43	37.4%	49	25.9%	133	29.9%
	4 Very inconvenient	70	26.1%	24	21.2%	58	30.9%	101	22.8%
Total		270	100.0%	115	100.0%	188	100.0%	444	100.0%

		Length of Residence in Albemarle							
		Less than 6 years		6-10 years		11-20 years		More than 20 years	
		wN	w%	wN	w%	wN	w%	wN	w%
Convenience in accessing the following within Albemarle County- Grocery stores	1 Very convenient	246	65.7%	111	63.5%	175	64.8%	419	65.1%
	2 Somewhat convenient	107	28.5%	54	30.8%	78	28.9%	182	28.3%
	3 Somewhat inconvenient	17	4.6%	8	4.6%	11	4.0%	32	5.0%
	4 Very inconvenient	4	1.2%	2	1.0%	6	2.3%	10	1.6%
Total		375	100.0%	175	100.0%	270	100.0%	643	100.0%
Convenience in accessing the following within Albemarle County- Shopping centers	1 Very convenient	196	52.5%	92	52.7%	137	51.5%	331	52.8%
	2 Somewhat convenient	127	34.0%	63	36.4%	96	36.0%	215	34.3%
	3 Somewhat inconvenient	37	9.8%	10	6.0%	24	8.9%	59	9.5%
	4 Very inconvenient	14	3.7%	9	4.9%	10	3.6%	22	3.5%
Total		374	100.0%	174	100.0%	267	100.0%	627	100.0%
Generally, how important do you think it is for Albemarle County to support economic development in the county?	1 Very important	148	41.2%	66	40.2%	100	38.7%	216	35.3%
	2 Important	134	37.3%	61	36.6%	80	31.0%	212	34.6%
	3 Somewhat important	42	11.6%	21	12.8%	35	13.5%	83	13.5%
	4 Slightly important	13	3.5%	9	5.2%	14	5.4%	34	5.5%
	5 Not at all important	8	2.1%	3	1.5%	6	2.5%	23	3.8%
	6 Depends	15	4.2%	6	3.6%	23	8.8%	45	7.4%
Total		359	100.0%	165	100.0%	258	100.0%	613	100.0%
What do you think about the amount of development in Albemarle regarding- Residential development	1 Too low	44	13.8%	22	13.5%	25	10.1%	37	6.3%
	2 About right	142	44.7%	59	36.2%	87	35.8%	205	35.1%
	3 Too high	132	41.5%	82	50.4%	132	54.1%	343	58.6%
Total		317	100.0%	162	100.0%	244	100.0%	585	100.0%
What do you think about the amount of development in Albemarle regarding- Office development	1 Too low	25	10.0%	11	8.9%	13	6.4%	47	9.1%
	2 About right	182	73.4%	90	73.5%	143	68.8%	273	53.1%
	3 Too high	41	16.5%	22	17.7%	51	24.8%	195	37.8%
Total		248	100.0%	123	100.0%	207	100.0%	515	100.0%
	1 Too low	78	25.4%	26	16.9%	36	15.1%	68	11.6%

		Length of Residence in Albemarle							
		Less than 6 years		6-10 years		11-20 years		More than 20 years	
		wN	w%	wN	w%	wN	w%	wN	w%
What do you think about the amount of development in Albemarle regarding-Retail development	2 About right	154	49.9%	86	56.7%	115	49.0%	281	48.3%
	3 Too high	76	24.7%	40	26.4%	84	35.9%	233	40.0%
	Total	308	100.0%	152	100.0%	236	100.0%	581	100.0%
What do you think about the amount of development in Albemarle regarding-Industrial development	1 Too low	48	22.6%	32	28.6%	47	26.2%	153	32.6%
	2 About right	131	61.4%	62	55.4%	94	53.1%	208	44.1%
	3 Too high	34	16.0%	18	15.9%	37	20.7%	110	23.4%
Total		213	100.0%	112	100.0%	178	100.0%	471	100.0%
What is your opinion of the County's rate of growth over the past few years?	1 Much too fast	47	15.5%	41	25.2%	72	27.8%	236	38.3%
	2 A little too fast	127	41.5%	64	39.3%	103	39.6%	219	35.6%
	3 About right	109	35.7%	49	30.2%	68	26.4%	133	21.6%
	4 A little too slow	18	6.0%	6	3.7%	13	5.0%	20	3.3%
	5 Much too slow	4	1.3%	3	1.6%	3	1.2%	8	1.3%
Total		305	100.0%	164	100.0%	259	100.0%	616	100.0%
How do you think future growth and development in Albemarle will affect - Housing affordability	1 A lot worse	143	41.3%	63	40.7%	101	40.3%	287	49.1%
	2 A little worse	122	35.1%	53	34.0%	89	35.4%	166	28.5%
	3 Neither better nor worse	36	10.5%	18	11.8%	26	10.5%	65	11.1%
	4 A little better	39	11.3%	17	10.7%	24	9.5%	53	9.1%
	5 A lot better	6	1.8%	4	2.8%	11	4.3%	13	2.2%
Total		347	100.0%	155	100.0%	250	100.0%	584	100.0%
How do you think future growth and development in Albemarle will affect - Schools or community services	1 A lot worse	63	21.4%	29	22.9%	44	18.8%	148	26.7%
	2 A little worse	86	29.1%	39	30.3%	101	43.5%	203	36.6%
	3 Neither better nor worse	65	22.2%	30	23.2%	58	24.8%	107	19.2%
	4 A little better	72	24.4%	25	19.4%	23	10.0%	71	12.8%
	5 A lot better	8	2.9%	6	4.3%	7	2.9%	25	4.6%
Total		294	100.0%	129	100.0%	233	100.0%	556	100.0%

		Length of Residence in Albemarle							
		Less than 6 years		6-10 years		11-20 years		More than 20 years	
		wN	w%	wN	w%	wN	w%	wN	w%
How do you think future growth and development in Albemarle will affect - Ease of getting around by car	1 A lot worse	137	38.5%	65	39.5%	118	44.3%	308	49.7%
	2 A little worse	148	41.5%	72	43.7%	105	39.5%	190	30.7%
	3 Neither better nor worse	46	13.0%	17	10.2%	24	8.8%	72	11.6%
	4 A little better	24	6.6%	4	2.6%	16	5.8%	35	5.6%
	5 A lot better	1	0.4%	7	4.0%	4	1.5%	15	2.4%
Total		357	100.0%	165	100.0%	266	100.0%	619	100.0%
How do you think future growth and development in Albemarle will affect - Parking	1 A lot worse	129	37.0%	52	32.4%	110	44.0%	278	46.0%
	2 A little worse	143	41.1%	71	44.6%	102	40.8%	181	30.0%
	3 Neither better nor worse	54	15.5%	29	18.1%	29	11.8%	115	19.0%
	4 A little better	20	5.6%	3	1.8%	8	3.1%	20	3.4%
	5 A lot better	3	0.7%	5	3.1%	1	0.3%	10	1.7%
Total		348	100.0%	160	100.0%	251	100.0%	604	100.0%
How do you think future growth and development in Albemarle will affect - Job availability	1 A lot worse	17	5.3%	12	8.8%	17	7.7%	48	9.1%
	2 A little worse	47	14.8%	13	10.0%	41	18.2%	69	13.0%
	3 Neither better nor worse	81	25.1%	48	36.2%	62	27.5%	158	29.7%
	4 A little better	130	40.7%	46	34.9%	86	38.3%	209	39.2%
	5 A lot better	45	14.2%	14	10.2%	19	8.3%	48	9.0%
Total		320	100.0%	133	100.0%	223	100.0%	533	100.0%
How do you think future growth and development in Albemarle will affect - Rural character/beauty	1 A lot worse	103	29.6%	47	28.8%	84	32.8%	247	40.3%
	2 A little worse	119	34.0%	65	40.2%	101	39.1%	178	29.0%
	3 Neither better nor worse	93	26.6%	31	18.8%	57	22.4%	128	20.8%
	4 A little better	27	7.7%	14	8.6%	10	3.8%	40	6.6%
	5 A lot better	7	2.1%	6	3.6%	5	2.0%	21	3.3%
Total		349	100.0%	163	100.0%	257	100.0%	614	100.0%
How do you think future growth and development	1 A lot worse	30	9.0%	14	8.7%	32	12.9%	107	18.2%
	2 A little worse	101	30.1%	52	33.1%	80	32.1%	195	33.3%

		Length of Residence in Albemarle							
		Less than 6 years		6-10 years		11-20 years		More than 20 years	
		wN	w%	wN	w%	wN	w%	wN	w%
in Albemarle will affect - Safety	3 Neither better nor worse	151	45.2%	68	43.8%	116	46.4%	217	37.1%
	4 A little better	45	13.4%	20	12.8%	14	5.8%	45	7.8%
	5 A lot better	8	2.3%	2	1.6%	7	2.8%	21	3.6%
Total		335	100.0%	156	100.0%	250	100.0%	584	100.0%
How do you think future growth and development in Albemarle will affect - Overall quality of living	1 A lot worse	28	8.0%	22	14.1%	34	13.4%	110	17.8%
	2 A little worse	98	28.2%	53	34.0%	102	39.8%	234	37.8%
	3 Neither better nor worse	127	36.4%	51	32.9%	80	30.9%	169	27.3%
	4 A little better	77	22.0%	26	16.5%	29	11.1%	78	12.5%
	5 A lot better	19	5.4%	4	2.5%	12	4.8%	28	4.6%
Total		349	100.0%	155	100.0%	257	100.0%	620	100.0%
How do you think future growth and development in Albemarle will affect - Something else (please specify):	1 A lot worse	17	67.2%	5	75.5%	13	60.8%	46	64.9%
	2 A little worse	3	11.6%			4	19.5%	10	14.3%
	3 Neither better nor worse	3	9.7%	1	12.9%	2	9.7%	6	8.8%
	4 A little better	2	6.5%					3	4.4%
	5 A lot better	1	5.1%	1	11.6%	2	10.1%	5	7.6%
Total		26	100.0%	6	100.0%	22	100.0%	71	100.0%
Agreement that - Residential development of the land in the County is happening too quickly	1 Strongly agree	98	30.5%	68	42.4%	109	41.9%	308	51.0%
	2 Somewhat agree	134	41.6%	55	34.5%	99	37.9%	216	35.8%
	3 Somewhat disagree	61	19.1%	31	19.2%	38	14.8%	61	10.0%
	4 Strongly disagree	28	8.8%	6	3.9%	14	5.4%	20	3.2%
Total		322	100.0%	161	100.0%	260	100.0%	604	100.0%
Agreement that - Commercial development of the land in the County is happening too quickly	1 Strongly agree	59	19.4%	31	21.5%	62	25.2%	215	37.3%
	2 Somewhat agree	112	36.9%	59	41.4%	100	40.9%	208	36.0%
	3 Somewhat disagree	117	38.5%	43	30.4%	63	25.7%	120	20.8%
	4 Strongly disagree	16	5.2%	10	6.7%	20	8.1%	35	6.0%
Total		304	100.0%	143	100.0%	245	100.0%	578	100.0%
Agreement that - It is more important to preserve farmland in the	1 Strongly agree	91	26.9%	47	31.8%	110	43.3%	324	53.0%
	2 Somewhat agree	128	37.9%	70	48.0%	83	32.5%	191	31.3%
	3 Somewhat disagree	84	24.9%	25	17.3%	52	20.4%	75	12.2%

		Length of Residence in Albemarle							
		Less than 6 years		6-10 years		11-20 years		More than 20 years	
		wN	w%	wN	w%	wN	w%	wN	w%
County than it is to have more development	4 Strongly disagree	35	10.4%	4	2.9%	10	3.8%	21	3.4%
Total		337	100.0%	147	100.0%	255	100.0%	610	100.0%
Agreement that - It is important to have less development in the County even if it means you may pay more in taxes	1 Strongly agree	44	13.2%	15	10.6%	39	16.0%	126	21.8%
	2 Somewhat agree	114	34.0%	59	40.9%	98	40.1%	211	36.6%
	3 Somewhat disagree	118	35.2%	55	38.3%	73	29.9%	146	25.3%
	4 Strongly disagree	59	17.6%	15	10.2%	34	14.0%	94	16.3%
Total		335	100.0%	144	100.0%	246	100.0%	577	100.0%
Agreement that - It is better to have more homes on smaller lots and set aside areas for open space in order to permanently preserve land and maintain the character of the community	1 Strongly agree	92	26.3%	42	27.6%	66	26.6%	170	29.5%
	2 Somewhat agree	148	42.2%	57	37.0%	88	35.7%	221	38.2%
	3 Somewhat disagree	80	22.8%	37	24.0%	63	25.7%	115	19.9%
	4 Strongly disagree	30	8.6%	18	11.5%	29	11.9%	72	12.4%
Total		350	100.0%	154	100.0%	247	100.0%	578	100.0%
Agreement that - It is better to have neighborhoods in which there is a mix of low-, middle-, and high-income housing options	1 Strongly agree	107	31.2%	57	34.6%	76	30.6%	179	30.9%
	2 Somewhat agree	140	40.7%	59	36.1%	98	39.6%	223	38.6%
	3 Somewhat disagree	62	18.0%	31	18.8%	48	19.5%	111	19.2%
	4 Strongly disagree	34	10.0%	17	10.6%	25	10.2%	65	11.3%
Total		344	100.0%	164	100.0%	248	100.0%	578	100.0%
Agreement that - It is better to have neighborhoods in which there is a mix of housing options and small-scale retail and office development	1 Strongly agree	99	28.2%	44	27.0%	50	20.8%	124	21.6%
	2 Somewhat agree	176	50.0%	79	48.8%	118	49.4%	271	47.4%
	3 Somewhat disagree	43	12.1%	34	20.6%	55	23.0%	122	21.3%
	4 Strongly disagree	34	9.6%	6	3.6%	16	6.8%	56	9.8%

		Length of Residence in Albemarle							
		Less than 6 years		6-10 years		11-20 years		More than 20 years	
		wN	w%	wN	w%	wN	w%	wN	w%
Total		352	100.0%	163	100.0%	238	100.0%	572	100.0%
Thinking about transportation in Albemarle County, please tell us whether you have concerns about - Traffic congestion	1 Very concerned	124	33.7%	68	39.9%	128	47.2%	322	50.2%
	2 Concerned	121	32.9%	45	26.1%	80	29.4%	174	27.2%
	3 Somewhat concerned	60	16.5%	29	17.1%	40	14.7%	78	12.2%
	4 Slightly concerned	39	10.8%	18	10.7%	14	5.3%	41	6.5%
	5 Not at all concerned	23	6.2%	11	6.3%	9	3.3%	26	4.0%
Total		367	100.0%	172	100.0%	271	100.0%	641	100.0%
Thinking about transportation in Albemarle County, please tell us whether you have concerns about - Road quality	1 Very concerned	52	14.5%	24	13.7%	77	28.6%	190	29.7%
	2 Concerned	70	19.3%	50	28.8%	75	28.2%	204	32.0%
	3 Somewhat concerned	100	27.8%	39	22.9%	49	18.4%	100	15.7%
	4 Slightly concerned	73	20.1%	21	12.0%	27	10.1%	66	10.4%
	5 Not at all concerned	66	18.2%	39	22.6%	39	14.7%	78	12.2%
Total		361	100.0%	172	100.0%	268	100.0%	639	100.0%
Thinking about transportation in Albemarle County, please tell us whether you have concerns about - Safety related to bicycling	1 Very concerned	81	23.8%	46	28.9%	85	34.2%	203	34.3%
	2 Concerned	90	26.5%	32	20.0%	51	20.3%	133	22.6%
	3 Somewhat concerned	71	20.9%	27	16.8%	52	20.7%	105	17.8%
	4 Slightly concerned	57	16.7%	27	16.8%	32	12.9%	70	11.8%
	5 Not at all concerned	41	12.1%	28	17.5%	30	11.9%	80	13.5%
Total		340	100.0%	161	100.0%	249	100.0%	590	100.0%
Thinking about transportation in Albemarle County, please tell us whether you have concerns about - Pedestrian safety	1 Very concerned	73	20.5%	37	21.3%	75	28.3%	180	29.2%
	2 Concerned	103	28.6%	37	21.8%	68	25.9%	177	28.7%
	3 Somewhat concerned	75	20.8%	38	22.0%	51	19.2%	118	19.1%
	4 Slightly concerned	63	17.6%	35	20.3%	49	18.6%	80	13.0%
	5 Not at all concerned	45	12.5%	25	14.6%	21	8.0%	61	9.9%
Total		359	100.0%	172	100.0%	264	100.0%	616	100.0%
Thinking about transportation in Albemarle County, please tell us whether you have	1 Very concerned	42	11.9%	20	11.9%	45	17.3%	85	14.3%
	2 Concerned	64	18.1%	28	16.7%	52	19.9%	113	19.0%
	3 Somewhat concerned	48	13.6%	25	15.0%	57	21.6%	119	19.9%

		Length of Residence in Albemarle							
		Less than 6 years		6-10 years		11-20 years		More than 20 years	
		wN	w%	wN	w%	wN	w%	wN	w%
concerns about - Residential parking	4 Slightly concerned	81	23.0%	26	15.5%	28	10.9%	82	13.7%
	5 Not at all concerned	119	33.4%	68	40.9%	80	30.4%	197	33.0%
Total		355	100.0%	166	100.0%	262	100.0%	595	100.0%
Thinking about transportation in Albemarle County, please tell us whether you have concerns about - Commercial/retail parking	1 Very concerned	37	10.3%	23	13.6%	42	15.9%	83	13.6%
	2 Concerned	64	18.0%	22	13.0%	55	20.5%	127	20.6%
	3 Somewhat concerned	69	19.3%	29	17.1%	52	19.6%	123	20.1%
	4 Slightly concerned	62	17.3%	30	17.3%	40	15.0%	101	16.5%
	5 Not at all concerned	126	35.1%	67	38.9%	77	29.1%	179	29.2%
Total		358	100.0%	172	100.0%	266	100.0%	613	100.0%
How important is it for Albemarle County to allocate tax dollars to - Parks and recreation facilities, programs, and services	1 Very important	136	37.6%	54	34.0%	92	35.0%	202	32.4%
	2 Important	137	37.9%	60	37.6%	105	40.0%	234	37.5%
	3 Somewhat important	70	19.3%	32	20.1%	48	18.3%	127	20.4%
	4 Slightly important	17	4.7%	12	7.8%	11	4.0%	48	7.8%
	5 Not at all important	2	0.6%	1	0.7%	7	2.7%	12	1.9%
Total		363	100.0%	159	100.0%	263	100.0%	623	100.0%
How important is it for Albemarle County to allocate tax dollars to - Improvements to roads, bike/pedestrian paths, and public transit	1 Very important	167	45.8%	63	38.1%	113	42.1%	270	43.1%
	2 Important	140	38.4%	62	37.5%	99	36.9%	216	34.4%
	3 Somewhat important	38	10.6%	28	17.0%	43	15.8%	97	15.5%
	4 Slightly important	16	4.5%	9	5.3%	11	4.1%	31	5.0%
	5 Not at all important	3	0.7%	4	2.2%	3	1.1%	12	2.0%
Total		363	100.0%	166	100.0%	269	100.0%	627	100.0%
How important is it for Albemarle County to allocate tax dollars to - Improvement/Expansion of school facilities	1 Very important	139	41.9%	69	48.3%	103	40.6%	232	38.6%
	2 Important	123	37.3%	36	25.4%	101	39.9%	201	33.5%
	3 Somewhat important	47	14.2%	32	22.1%	29	11.3%	101	16.8%
	4 Slightly important	19	5.7%	1	1.0%	11	4.2%	46	7.7%
	5 Not at all important	3	1.0%	5	3.2%	10	4.1%	20	3.4%
Total		331	100.0%	143	100.0%	254	100.0%	600	100.0%
	1 Very important	31	9.5%	15	10.7%	25	10.3%	38	6.5%

		Length of Residence in Albemarle							
		Less than 6 years		6-10 years		11-20 years		More than 20 years	
		wN	w%	wN	w%	wN	w%	wN	w%
How important is it for Albemarle County to allocate tax dollars to - Improvement/Expansion of other public buildings and facilities	2 Important	88	26.6%	29	20.4%	62	25.2%	147	25.1%
	3 Somewhat important	129	39.1%	54	37.8%	90	36.6%	219	37.3%
	4 Slightly important	57	17.4%	32	22.1%	46	18.8%	109	18.6%
	5 Not at all important	24	7.4%	13	9.0%	22	9.0%	73	12.5%
Total		330	100.0%	143	100.0%	247	100.0%	588	100.0%
How important is it for Albemarle County to allocate tax dollars to - Improvements to rural broadband access	1 Very important	98	29.5%	56	35.2%	98	39.2%	213	35.5%
	2 Important	79	23.8%	44	27.2%	66	26.4%	180	30.0%
	3 Somewhat important	83	25.0%	29	18.2%	51	20.4%	114	18.9%
	4 Slightly important	47	14.1%	22	13.8%	18	7.1%	65	10.9%
	5 Not at all important	26	7.7%	9	5.6%	17	7.0%	28	4.7%
Total		334	100.0%	160	100.0%	250	100.0%	600	100.0%
How important is it for Albemarle County to allocate tax dollars to - Ensuring there is affordable housing in the county	1 Very important	172	48.3%	69	41.4%	127	47.6%	269	43.0%
	2 Important	73	20.6%	53	31.7%	57	21.6%	178	28.4%
	3 Somewhat important	62	17.5%	20	11.7%	40	14.9%	90	14.4%
	4 Slightly important	29	8.1%	19	11.5%	28	10.4%	56	8.9%
	5 Not at all important	20	5.5%	6	3.6%	14	5.4%	34	5.4%
Total		357	100.0%	167	100.0%	266	100.0%	627	100.0%
How important is it for Albemarle County to allocate tax dollars to – Protection/management of land to support native plants/wildlife	1 Very important	156	43.2%	76	45.1%	132	49.2%	300	47.3%
	2 Important	118	32.7%	48	28.7%	67	25.0%	174	27.5%
	3 Somewhat important	60	16.7%	18	10.8%	38	14.2%	82	12.9%
	4 Slightly important	20	5.6%	25	14.6%	22	8.1%	50	7.9%
	5 Not at all important	6	1.7%	1	0.8%	9	3.4%	28	4.4%
Total		361	100.0%	169	100.0%	268	100.0%	634	100.0%
How important is it for Albemarle County to allocate tax dollars to - Other (please specify)	1 Very important	21	88.8%	3	50.8%	12	86.5%	40	77.6%
	2 Important	1	5.8%	2	25.6%			7	13.1%
	3 Somewhat important	1	5.4%	1	12.9%	1	7.5%	2	4.8%
	4 Slightly important							1	1.3%
	5 Not at all important			1	10.7%	1	6.0%	2	3.1%
Total		24	100.0%	7	100.0%	14	100.0%	51	100.0%

		Length of Residence in Albemarle							
		Less than 6 years		6-10 years		11-20 years		More than 20 years	
		wN	w%	wN	w%	wN	w%	wN	w%
How important do you consider - Having an energy-efficient home	1 Very important	165	44.7%	79	46.1%	123	46.1%	308	48.3%
	2 Important	153	41.7%	69	40.3%	98	36.9%	231	36.2%
	3 Somewhat important	36	9.9%	17	10.2%	37	13.8%	77	12.1%
	4 Slightly important	10	2.8%	4	2.3%	6	2.3%	13	2.0%
	5 Not at all important	3	0.9%	2	1.0%	2	0.9%	9	1.4%
Total		368	100.0%	171	100.0%	266	100.0%	638	100.0%
How important do you consider - Living close to work in order to save energy	1 Very important	101	29.9%	41	26.9%	57	23.5%	114	19.9%
	2 Important	125	36.9%	58	37.7%	89	36.8%	220	38.4%
	3 Somewhat important	74	21.8%	28	18.4%	60	24.8%	142	24.8%
	4 Slightly important	29	8.6%	17	11.1%	19	7.7%	56	9.8%
	5 Not at all important	9	2.7%	9	6.0%	17	7.1%	40	7.1%
Total		339	100.0%	153	100.0%	242	100.0%	571	100.0%
How important do you consider - Protecting the native plants and animals in Albemarle County	1 Very important	159	43.0%	66	38.7%	113	41.7%	289	45.6%
	2 Important	120	32.5%	64	37.2%	83	30.8%	178	28.0%
	3 Somewhat important	59	16.1%	20	11.6%	37	13.7%	101	16.0%
	4 Slightly important	25	6.9%	15	8.8%	31	11.3%	49	7.7%
	5 Not at all important	6	1.6%	6	3.8%	7	2.4%	17	2.7%
Total		370	100.0%	171	100.0%	271	100.0%	634	100.0%
How important do you consider - Albemarle County supporting and investing in recycling programs	1 Very important	194	52.4%	79	46.1%	123	46.2%	282	44.6%
	2 Important	100	27.0%	56	32.4%	85	31.6%	218	34.5%
	3 Somewhat important	60	16.1%	24	14.3%	36	13.4%	91	14.4%
	4 Slightly important	7	1.8%	8	4.7%	18	6.8%	34	5.4%
	5 Not at all important	10	2.6%	4	2.5%	6	2.1%	7	1.1%
Total		371	100.0%	171	100.0%	267	100.0%	632	100.0%
How important do you consider - Albemarle County taking steps to address climate change	1 Very important	190	51.7%	82	48.7%	127	48.7%	286	45.8%
	2 Important	80	21.9%	40	23.8%	56	21.5%	112	17.9%
	3 Somewhat important	36	9.7%	12	7.0%	32	12.2%	96	15.3%
	4 Slightly important	22	6.0%	12	7.3%	17	6.6%	48	7.6%
	5 Not at all important	39	10.7%	22	13.1%	28	10.9%	84	13.4%
Total		368	100.0%	168	100.0%	261	100.0%	625	100.0%
	1 Yes, I have one	2	0.5%	7	3.9%	7	2.4%	25	3.9%

		Length of Residence in Albemarle							
		Less than 6 years		6-10 years		11-20 years		More than 20 years	
		wN	w%	wN	w%	wN	w%	wN	w%
Are you aware of the VIP gold card for Albemarle residents aged 60 years and older that provides discounts to events?	2 Yes, I have heard of it but don't have one	14	3.8%	7	4.0%	22	8.2%	72	11.2%
	3 No, never heard of it	356	95.7%	159	92.1%	243	89.4%	548	85.0%
Total		373	100.0%	172	100.0%	272	100.0%	645	100.0%
In the last two years, have you had any interactions with Albemarle County Police officers?	1 Yes	125	33.8%	65	37.9%	111	41.6%	244	38.8%
	2 No	245	66.2%	107	62.1%	156	58.4%	385	61.2%
Total		370	100.0%	172	100.0%	266	100.0%	629	100.0%
How would you rate the overall quality of your interaction(s) with the police officer(s)?	1 Very good	66	53.1%	38	58.8%	69	61.0%	159	64.0%
	2 Good	23	18.2%	20	30.2%	19	17.2%	46	18.5%
	3 Acceptable	18	14.6%	4	6.2%	10	8.4%	14	5.8%
	4 Poor	7	5.6%	1	1.0%	3	2.6%	12	4.7%
	5 Very poor	4	3.3%	2	2.5%	6	5.4%	12	5.0%
	6 I had multiple interactions and they differed in their quality	6	5.1%	1	1.2%	6	5.4%	5	2.0%
Total		125	100.0%	65	100.0%	113	100.0%	249	100.0%
Do you have working smoke detectors in your home?	1 Yes	281	99.5%	135	99.4%	201	98.4%	505	97.4%
	2 No	1	0.5%	1	0.6%	3	1.6%	13	2.6%
Total		282	100.0%	136	100.0%	204	100.0%	518	100.0%
How often do you or someone else in your home test the smoke detectors?	1 A few times a month	3	1.2%	3	2.1%	2	1.2%	10	2.3%
	2 Monthly	27	10.4%	2	1.8%	23	12.4%	44	9.6%
	3 A few times a year	114	43.8%	42	34.1%	74	39.2%	193	42.0%
	4 Annually	92	35.1%	62	50.5%	66	34.9%	181	39.5%
	5 We haven't tested them	24	9.4%	14	11.6%	23	12.3%	30	6.5%
Total		261	100.0%	122	100.0%	189	100.0%	459	100.0%
	1 Very safe	263	92.2%	122	91.7%	180	86.2%	446	85.0%

		Length of Residence in Albemarle							
		Less than 6 years		6-10 years		11-20 years		More than 20 years	
		wN	w%	wN	w%	wN	w%	wN	w%
How safe or unsafe do you feel - At home in the daytime	2 Somewhat safe	21	7.5%	11	8.3%	27	12.9%	72	13.7%
	3 Somewhat unsafe	1	0.3%			1	0.5%	4	0.7%
	4 Very unsafe					1	0.4%	3	0.5%
Total		285	100.0%	133	100.0%	208	100.0%	524	100.0%
How safe or unsafe do you feel - At home at night	1 Very safe	199	69.9%	93	69.9%	140	67.4%	354	67.7%
	2 Somewhat safe	84	29.5%	38	28.3%	62	30.0%	155	29.7%
	3 Somewhat unsafe	2	0.6%	2	1.8%	4	2.1%	9	1.7%
	4 Very unsafe					1	0.5%	5	0.9%
Total		284	100.0%	133	100.0%	208	100.0%	523	100.0%
How safe or unsafe do you feel - In commercial areas in the daytime	1 Very safe	195	69.0%	89	66.9%	133	64.4%	314	61.1%
	2 Somewhat safe	87	30.6%	42	31.6%	68	32.8%	176	34.3%
	3 Somewhat unsafe	1	0.4%	2	1.4%	5	2.2%	20	3.9%
	4 Very unsafe					1	0.5%	3	0.7%
Total		283	100.0%	133	100.0%	206	100.0%	514	100.0%
How safe or unsafe do you feel - In commercial areas at night	1 Very safe	59	21.9%	37	28.5%	50	25.3%	109	21.8%
	2 Somewhat safe	160	58.9%	60	45.8%	102	51.6%	259	51.7%
	3 Somewhat unsafe	48	17.6%	34	25.7%	39	19.8%	108	21.5%
	4 Very unsafe	4	1.6%			7	3.3%	25	5.0%
Total		271	100.0%	130	100.0%	198	100.0%	501	100.0%
How safe or unsafe do you feel - Walking/biking trails in the daytime	1 Very safe	136	53.7%	71	59.2%	91	51.0%	169	40.7%
	2 Somewhat safe	107	42.2%	44	36.5%	73	40.5%	196	47.3%
	3 Somewhat unsafe	10	3.9%	5	3.8%	11	6.4%	38	9.3%
	4 Very unsafe	1	0.3%	1	0.5%	4	2.1%	12	2.8%
Total		253	100.0%	120	100.0%	179	100.0%	415	100.0%
How safe or unsafe do you feel - Walking/biking trails at night	1 Very safe	20	9.8%	9	9.3%	22	14.2%	23	6.8%
	2 Somewhat safe	58	28.9%	35	35.2%	49	32.1%	99	28.8%
	3 Somewhat unsafe	73	36.5%	31	30.5%	41	26.7%	120	34.8%
	4 Very unsafe	50	24.9%	25	24.9%	41	27.0%	102	29.6%
Total		201	100.0%	101	100.0%	153	100.0%	344	100.0%
Do you currently have children (18 years and	1 Yes	86	29.8%	48	35.9%	58	25.8%	81	15.1%
	2 No	203	70.2%	86	64.1%	167	74.2%	455	84.9%

		Length of Residence in Albemarle							
		Less than 6 years		6-10 years		11-20 years		More than 20 years	
		wN	w%	wN	w%	wN	w%	wN	w%
younger) living in the home?									
Total		289	100.0%	134	100.0%	225	100.0%	536	100.0%
Do any of your children in the home attend Albemarle public schools?	1 Yes	47	55.1%	34	70.5%	44	75.7%	62	77.5%
	2 No	39	44.9%	14	29.5%	14	24.3%	18	22.5%
Total		86	100.0%	48	100.0%	58	100.0%	80	100.0%
Thinking of your children who attend Albemarle public schools, how safe do you feel your kids are while they are at school during the day?	1 Very safe	24	51.5%	19	56.6%	25	56.2%	24	40.2%
	2 Somewhat safe	18	37.4%	13	38.6%	16	36.4%	29	48.4%
	3 Somewhat unsafe	3	7.2%	1	2.3%	3	7.3%	6	9.9%
	4 Very unsafe	2	3.9%	1	2.5%			1	1.4%
Total		47	100.0%	34	100.0%	44	100.0%	59	100.0%
On a scale of 1 to 10, how welcome do you feel in Albemarle County?	1 1 (Not at all welcome)	2	0.7%	1	0.8%			2	0.2%
	2 2			3	1.9%	2	0.7%	5	0.9%
	3 3	5	1.3%	3	1.9%	2	0.7%	11	1.7%
	4 4	1	0.4%			4	1.5%	9	1.4%
	5 5	14	3.8%	6	3.3%	13	5.0%	29	4.6%
	6 6	21	5.7%	3	1.9%	7	2.7%	23	3.6%
	7 7	54	14.4%	12	7.0%	22	8.2%	49	7.6%
	8 8	91	24.2%	43	24.4%	61	22.4%	129	20.1%
	9 9	75	19.9%	45	25.6%	60	22.1%	142	22.1%
	10 10 (Very welcome)	112	29.8%	58	33.2%	99	36.6%	243	37.8%
Total		377	100.0%	174	100.0%	271	100.0%	642	100.0%
On a scale of 1 to 10, how would you rate your sense of belonging in Albemarle County?	1 1 (No sense of belonging)	5	1.2%	2	1.0%	1	0.5%	5	0.8%
	2 2	4	1.0%	4	2.3%	3	1.2%	6	0.9%
	3 3	9	2.3%	5	2.7%	2	0.6%	13	2.1%
	4 4	9	2.4%	4	2.4%	8	2.8%	8	1.3%
	5 5	46	12.2%	9	5.2%	16	6.0%	28	4.4%

		Length of Residence in Albemarle							
		Less than 6 years		6-10 years		11-20 years		More than 20 years	
		wN	w%	wN	w%	wN	w%	wN	w%
	6 6	31	8.1%	7	4.2%	8	3.0%	36	5.6%
	7 7	70	18.5%	18	10.5%	38	14.2%	54	8.4%
	8 8	79	21.0%	54	30.9%	64	23.7%	129	20.0%
	9 9	62	16.3%	31	18.0%	64	23.7%	149	23.1%
	10 10 (Very strong sense of belonging)	64	16.9%	40	22.8%	65	24.1%	216	33.5%
Total		378	100.0%	174	100.0%	269	100.0%	644	100.0%
On a scale of 1 to 10, how would you rate your sense of belonging in the neighborhood/area where you live?	1 1 (No sense of belonging)	7	2.0%	3	2.0%	5	1.9%	3	0.5%
	2 2	7	1.8%	3	1.6%			1	0.2%
	3 3	9	2.5%	5	3.0%	2	0.7%	17	2.6%
	4 4	17	4.4%	4	2.6%	6	2.2%	12	1.9%
	5 5	19	5.2%	9	5.4%	13	4.9%	33	5.2%
	6 6	37	9.8%	8	4.8%	18	6.5%	28	4.3%
	7 7	42	11.3%	19	11.0%	18	6.7%	49	7.6%
	8 8	70	18.7%	29	16.8%	51	18.9%	104	16.2%
	9 9	70	18.6%	33	19.2%	62	22.7%	147	22.8%
	10 10 (Very strong sense of belonging)	97	25.7%	58	33.7%	96	35.4%	249	38.7%
Total		375	100.0%	173	100.0%	271	100.0%	645	100.0%
How satisfied are you with the extent to which you have opportunities to voice your concerns as a county resident?	1 Very satisfied	42	15.4%	19	13.0%	40	17.5%	110	19.0%
	2 Satisfied	103	37.6%	59	40.9%	86	37.4%	219	37.9%
	3 Somewhat satisfied	73	26.4%	43	30.3%	48	21.0%	132	22.7%
	4 Slightly satisfied	26	9.6%	8	5.5%	30	12.9%	68	11.7%
	5 Not at all satisfied	30	10.9%	15	10.4%	26	11.3%	50	8.7%
Total		275	100.0%	144	100.0%	230	100.0%	579	100.0%
How satisfied are you with the amount of diversity in Albemarle County government agencies?	1 Very satisfied	29	16.3%	9	9.0%	21	12.5%	73	16.1%
	2 Satisfied	53	29.5%	42	44.3%	63	37.6%	161	35.6%
	3 Somewhat satisfied	43	23.8%	18	18.9%	38	23.1%	123	27.2%
	4 Slightly satisfied	34	18.9%	11	11.8%	17	10.4%	61	13.4%
	5 Not at all satisfied	21	11.6%	15	16.0%	27	16.3%	35	7.8%

		Length of Residence in Albemarle							
		Less than 6 years		6-10 years		11-20 years		More than 20 years	
		wN	w%	wN	w%	wN	w%	wN	w%
Total		180	100.0%	95	100.0%	166	100.0%	454	100.0%
How satisfied are you with the level of communication from Albemarle County government?	1 Very satisfied	10	4.0%	9	6.7%	13	5.6%	33	6.0%
	2 Satisfied	71	27.0%	50	36.0%	72	31.7%	201	36.4%
	3 Somewhat satisfied	82	31.4%	33	24.0%	68	30.0%	179	32.4%
	4 Slightly satisfied	64	24.3%	23	16.7%	40	17.4%	81	14.6%
	5 Not at all satisfied	35	13.3%	23	16.7%	35	15.3%	58	10.6%
Total		262	100.0%	138	100.0%	228	100.0%	553	100.0%
How important is it to you to live in a diverse and multicultural community?	1 Very important	126	34.6%	38	22.7%	58	22.2%	141	23.2%
	2 Important	109	30.0%	72	43.2%	91	35.2%	194	32.0%
	3 Somewhat important	60	16.4%	32	19.3%	47	18.0%	124	20.5%
	4 Slightly important	32	8.7%	13	7.5%	33	12.8%	62	10.3%
	5 Not at all important	37	10.2%	12	7.3%	31	11.8%	85	14.1%
Total		363	100.0%	167	100.0%	260	100.0%	607	100.0%
How important do you think it is for people who work in Albemarle County to be able to live in Albemarle County?	1 Very important	177	47.8%	71	43.4%	105	40.1%	280	45.1%
	2 Important	114	30.8%	62	37.5%	89	33.9%	180	29.0%
	3 Somewhat important	53	14.4%	21	12.8%	34	12.9%	102	16.4%
	4 Slightly important	13	3.6%	3	2.1%	16	6.2%	32	5.1%
	5 Not at all important	13	3.5%	7	4.2%	18	6.9%	27	4.4%
Total		371	100.0%	165	100.0%	262	100.0%	620	100.0%
How important do you think it is for there to be affordable housing options in all parts of the County?	1 Very important	188	51.3%	81	48.3%	115	42.9%	282	45.5%
	2 Important	81	22.1%	50	29.7%	73	27.1%	162	26.2%
	3 Somewhat important	55	14.9%	18	10.8%	39	14.5%	86	13.8%
	4 Slightly important	25	6.9%	10	5.9%	19	7.0%	37	5.9%
	5 Not at all important	18	4.9%	9	5.4%	23	8.4%	53	8.5%
Total		367	100.0%	169	100.0%	268	100.0%	620	100.0%
Generally, how often can you trust your local government to do what is right?	1 All the time	3	1.1%	3	2.4%	2	0.7%	15	2.6%
	2 Most of the time	122	41.5%	72	50.9%	99	41.3%	240	40.9%
	3 Some of the time	118	40.1%	46	32.5%	100	41.6%	234	39.8%
	4 Seldom	44	14.7%	17	11.7%	31	13.1%	81	13.8%
	5 Never	7	2.5%	4	2.5%	8	3.3%	17	2.9%
Total		295	100.0%	141	100.0%	239	100.0%	588	100.0%

		Length of Residence in Albemarle							
		Less than 6 years		6-10 years		11-20 years		More than 20 years	
		wN	w%	wN	w%	wN	w%	wN	w%
How satisfied are you with the transparency and honesty of Albemarle County government?	1 Very satisfied	9	4.8%	8	7.2%	12	5.5%	33	6.3%
	2 Satisfied	57	29.4%	44	38.9%	68	32.5%	186	35.4%
	3 Somewhat satisfied	82	42.0%	39	34.4%	86	40.8%	195	37.2%
	4 Somewhat unsatisfied	29	14.9%	13	11.4%	30	14.1%	68	12.9%
	5 Very unsatisfied	17	8.8%	9	8.0%	15	7.2%	43	8.2%
Total		195	100.0%	113	100.0%	210	100.0%	524	100.0%
Are you registered to vote in Albemarle County?	1 Yes	316	83.8%	163	94.5%	258	95.1%	610	95.9%
	2 No	61	16.2%	10	5.5%	13	4.9%	26	4.1%
Total		377	100.0%	173	100.0%	271	100.0%	636	100.0%
Please rate your level of interest in community issues and local public affairs.	1 Not at all interested	11	2.8%	7	4.1%	7	2.6%	11	1.7%
	2 Slightly interested	100	26.6%	32	18.5%	64	23.7%	110	17.3%
	3 Moderately interested	151	40.3%	69	39.8%	104	38.8%	235	36.7%
	4 Very interested	87	23.1%	56	32.7%	76	28.3%	231	36.1%
	5 Extremely interested	27	7.2%	8	4.9%	18	6.7%	53	8.3%
Total		376	100.0%	172	100.0%	269	100.0%	640	100.0%
Please rate your level of engagement in community issues and local public affairs.	1 Not at all engaged	88	23.3%	39	22.6%	53	19.4%	107	16.7%
	2 Slightly engaged	152	40.6%	68	39.8%	95	35.0%	232	36.1%
	3 Moderately engaged	106	28.2%	51	29.8%	102	37.7%	244	38.1%
	4 Very engaged	25	6.8%	9	5.4%	17	6.4%	49	7.6%
	5 Extremely engaged	4	1.1%	4	2.4%	4	1.5%	10	1.5%
Total		375	100.0%	172	100.0%	272	100.0%	641	100.0%
Do you wish you were more engaged than you currently are in community issues and local public affairs?	1 Yes	213	56.8%	76	44.7%	134	49.5%	253	40.6%
	2 No	161	43.2%	94	55.3%	137	50.5%	370	59.4%
Total		374	100.0%	171	100.0%	271	100.0%	623	100.0%
If you wanted to participate in community issues and local public affairs, do you	1 Yes	160	43.4%	84	50.3%	135	52.3%	321	51.8%
	2 No	58	15.7%	18	11.0%	39	15.2%	76	12.3%
	3 Not sure	151	40.9%	64	38.7%	84	32.5%	223	35.9%

		Length of Residence in Albemarle							
		Less than 6 years		6-10 years		11-20 years		More than 20 years	
		wN	w%	wN	w%	wN	w%	wN	w%
think there is adequate opportunity for you to do so?									
Total		369	100.0%	166	100.0%	258	100.0%	620	100.0%
To what extent might the following prevent you from attending an in-person Albemarle County meeting? - Time of day	1 Definitely would prevent	116	36.4%	51	34.5%	78	33.4%	156	28.7%
	2 Might prevent	133	41.7%	61	41.5%	98	42.1%	237	43.6%
	3 Would not prevent	70	21.9%	35	24.0%	57	24.4%	151	27.8%
Total		319	100.0%	148	100.0%	232	100.0%	544	100.0%
To what extent might the following prevent you from attending an in-person Albemarle County meeting? - Meeting location (too far)	1 Definitely would prevent	58	18.4%	26	18.4%	44	19.3%	78	14.4%
	2 Might prevent	135	43.1%	53	36.7%	90	39.1%	180	33.2%
	3 Would not prevent	121	38.5%	65	44.9%	95	41.6%	285	52.4%
Total		314	100.0%	144	100.0%	229	100.0%	543	100.0%
To what extent might the following prevent you from attending an in-person Albemarle County meeting? - Lack of transportation to meeting	1 Definitely would prevent	37	11.6%	14	9.6%	22	10.1%	35	6.7%
	2 Might prevent	22	6.9%	6	3.9%	20	8.8%	36	6.8%
	3 Would not prevent	262	81.5%	127	86.6%	181	81.2%	455	86.4%
Total		321	100.0%	146	100.0%	223	100.0%	527	100.0%
To what extent might the following prevent you from attending an in-person Albemarle County meeting? - Duration of meetings (too long)	1 Definitely would prevent	43	13.9%	17	12.2%	39	17.5%	61	11.6%
	2 Might prevent	163	52.7%	74	51.4%	101	45.7%	261	49.7%
	3 Would not prevent	104	33.4%	52	36.4%	81	36.8%	203	38.7%
Total		310	100.0%	144	100.0%	221	100.0%	526	100.0%

		Length of Residence in Albemarle							
		Less than 6 years		6-10 years		11-20 years		More than 20 years	
		wN	w%	wN	w%	wN	w%	wN	w%
To what extent might the following prevent you from attending an in-person Albemarle County meeting? - Format of meetings does not meet my needs	1 Definitely would prevent	33	12.5%	17	15.6%	25	13.8%	48	11.2%
	2 Might prevent	102	38.9%	36	32.5%	74	40.8%	182	42.7%
	3 Would not prevent	127	48.6%	58	52.0%	82	45.4%	196	46.1%
Total		262	100.0%	112	100.0%	181	100.0%	425	100.0%
To what extent might the following prevent you from attending an in-person Albemarle County meeting? - Child/adult care responsibilities	1 Definitely would prevent	40	13.5%	19	15.1%	14	8.1%	29	6.6%
	2 Might prevent	50	17.1%	18	14.0%	22	12.9%	42	9.6%
	3 Would not prevent	204	69.4%	90	70.9%	136	79.0%	363	83.8%
Total		294	100.0%	127	100.0%	172	100.0%	433	100.0%
How much of a source is the following for obtaining information about the County government - Daily Progress	1 Not a source	86	30.0%	49	32.1%	65	26.8%	148	25.7%
	2 Minor source	104	36.4%	48	31.6%	86	35.2%	182	31.5%
	3 Major source	96	33.6%	55	36.3%	93	38.0%	247	42.8%
Total		287	100.0%	151	100.0%	244	100.0%	577	100.0%
How much of a source is the following for obtaining information about the County government - Charlottesville Tomorrow	1 Not a source	145	63.2%	69	65.0%	113	57.5%	252	60.1%
	2 Minor source	61	26.7%	27	25.0%	52	26.2%	107	25.6%
	3 Major source	23	10.1%	11	10.0%	32	16.3%	60	14.3%
Total		229	100.0%	106	100.0%	196	100.0%	420	100.0%
How much of a source is the following for obtaining information about the County government - Cville Weekly	1 Not a source	91	32.6%	36	25.3%	53	22.3%	144	27.2%
	2 Minor source	115	41.1%	61	43.6%	101	42.8%	231	43.7%
	3 Major source	73	26.3%	44	31.1%	82	34.9%	154	29.2%

		Length of Residence in Albemarle							
		Less than 6 years		6-10 years		11-20 years		More than 20 years	
		wN	w%	wN	w%	wN	w%	wN	w%
Total		279	100.0%	141	100.0%	236	100.0%	529	100.0%
How much of a source is the following for obtaining information about the County government - Other media outlets (radio, local television stations)	1 Not a source	27	8.3%	16	10.2%	20	8.1%	26	4.3%
	2 Minor source	108	33.6%	46	29.7%	77	31.2%	154	25.5%
	3 Major source	186	58.0%	94	60.1%	151	60.7%	424	70.2%
Total		321	100.0%	156	100.0%	248	100.0%	605	100.0%
How much of a source is the following for obtaining information about the County government - Social media (Facebook, Twitter)	1 Not a source	106	36.4%	80	54.1%	117	50.7%	239	47.8%
	2 Minor source	101	34.5%	37	24.8%	68	29.4%	145	29.0%
	3 Major source	85	29.0%	31	21.1%	46	19.9%	116	23.3%
Total		292	100.0%	147	100.0%	232	100.0%	500	100.0%
How much of a source is the following for obtaining information about the County government - County A-Mail (e-newsletter)	1 Not a source	160	70.7%	76	66.3%	138	70.4%	294	69.4%
	2 Minor source	35	15.3%	22	19.6%	32	16.3%	77	18.1%
	3 Major source	32	14.0%	16	14.1%	26	13.3%	53	12.6%
Total		227	100.0%	114	100.0%	196	100.0%	424	100.0%
How much of a source is the following for obtaining information about the County government - County website	1 Not a source	113	37.6%	51	35.9%	91	38.9%	178	35.3%
	2 Minor source	104	34.5%	58	40.9%	81	34.7%	201	39.9%
	3 Major source	85	28.0%	33	23.3%	61	26.4%	125	24.8%
Total		302	100.0%	142	100.0%	233	100.0%	504	100.0%
How much of a source is the following for obtaining	1 Not a source	131	42.5%	65	45.1%	117	49.4%	240	47.2%
	2 Minor source	135	44.0%	64	44.8%	96	40.7%	218	42.8%

		Length of Residence in Albemarle							
		Less than 6 years		6-10 years		11-20 years		More than 20 years	
		wN	w%	wN	w%	wN	w%	wN	w%
information about the County government - Public postings at local businesses, library, county offices	3 Major source	41	13.5%	14	10.1%	24	9.9%	51	10.0%
Total		307	100.0%	143	100.0%	237	100.0%	509	100.0%
How much of a source is the following for obtaining information about the County government - Word of mouth	1 Not a source	55	16.9%	31	20.1%	47	19.8%	79	13.9%
	2 Minor source	161	49.5%	73	46.8%	126	52.6%	314	55.6%
	3 Major source	109	33.7%	51	33.1%	66	27.6%	172	30.4%
Total		325	100.0%	156	100.0%	239	100.0%	565	100.0%
Age	1 39 and younger	152	41.3%	27	16.2%	18	6.8%	32	5.2%
	2 40-49	46	12.6%	41	24.9%	46	17.9%	42	6.8%
	3 50-59	42	11.5%	18	10.7%	46	17.8%	111	18.0%
	4 60-69	52	14.0%	26	15.7%	67	25.8%	204	33.3%
	5 70 and older	76	20.6%	54	32.6%	82	31.8%	225	36.7%
Total		367	100.0%	165	100.0%	259	100.0%	614	100.0%
Do you have a smartphone?	1 Yes	362	96.3%	154	90.7%	234	89.4%	515	81.9%
	2 No	14	3.7%	16	9.3%	28	10.6%	114	18.1%
Total		377	100.0%	170	100.0%	262	100.0%	628	100.0%
Do you have Internet access at home?	1 Yes	359	97.6%	170	99.0%	260	97.0%	558	90.4%
	2 No	9	2.4%	2	1.0%	8	3.0%	59	9.6%
Total		368	100.0%	172	100.0%	268	100.0%	617	100.0%
How would you rate the quality of your home Internet access?	1 Excellent	152	43.2%	53	33.5%	70	28.4%	150	27.7%
	2 Good	148	42.1%	72	45.3%	115	46.4%	252	46.7%
	3 Fair	40	11.3%	23	14.5%	45	18.3%	94	17.4%
	4 Poor	12	3.4%	11	6.7%	17	7.0%	44	8.2%
Total		352	100.0%	159	100.0%	247	100.0%	540	100.0%
Do you own or do you rent your current home?	1 Own or buying	152	42.0%	104	61.4%	194	73.8%	508	83.0%
	2 Rent	210	58.0%	65	38.6%	69	26.2%	104	17.0%
Total		362	100.0%	169	100.0%	263	100.0%	612	100.0%

		Length of Residence in Albemarle							
		Less than 6 years		6-10 years		11-20 years		More than 20 years	
		wN	w%	wN	w%	wN	w%	wN	w%
Do you spend 30% or more of your monthly household income (before taxes) on either rent or homeowner expenses?	1 Yes	209	62.6%	67	44.4%	115	49.7%	271	51.7%
	2 No	125	37.4%	84	55.6%	116	50.3%	253	48.3%
Total		334	100.0%	151	100.0%	231	100.0%	524	100.0%
Employment status	1 Employed full time	181	49.7%	90	52.4%	122	45.5%	259	41.8%
	2 Employed part time	33	9.1%	5	2.7%	26	9.7%	73	11.9%
	3 Looking for work	6	1.7%	1	0.6%	6	2.1%	3	0.5%
	4 Stay-at-home parent/homemaker	19	5.1%	9	5.4%	4	1.4%	10	1.6%
	5 Student	24	6.7%			1	0.4%	1	0.1%
	6 Retired	92	25.2%	67	39.0%	106	39.5%	251	40.5%
	7 Disabled	9	2.5%			4	1.3%	20	3.2%
	8 Other (specify)							2	0.4%
Total		365	100.0%	172	100.0%	267	100.0%	619	100.0%
Where is your primary place of employment located?	1 Albemarle County	86	41.8%	43	47.9%	78	58.1%	166	51.9%
	2 Charlottesville City	87	42.2%	35	39.0%	40	29.9%	107	33.5%
	3 Fluvanna County	2	1.0%			1	0.5%	3	0.8%
	4 Greene County	3	1.5%			2	1.3%	4	1.4%
	5 Louisa County	1	0.5%					2	0.5%
	6 Nelson County							2	0.6%
	7 Other (please specify)	20	9.9%	9	10.4%	10	7.6%	22	6.9%
	8 All over	6	3.0%	2	2.7%	3	2.6%	14	4.4%
Total		205	100.0%	89	100.0%	134	100.0%	320	100.0%
What is the highest level of education you have completed?	1 Less than high school diploma	3	0.8%			3	1.1%	19	3.1%
	2 High school graduate/GED	14	3.9%	9	5.1%	14	5.3%	79	13.0%
	3 Some college	19	5.4%	18	10.2%	32	12.0%	90	14.8%
	4 Associates Degree	22	6.0%	7	4.0%	23	8.7%	40	6.5%
	5 Bachelor's Degree	112	30.8%	45	25.9%	56	21.3%	138	22.7%

		Length of Residence in Albemarle							
		Less than 6 years		6-10 years		11-20 years		More than 20 years	
		wN	w%	wN	w%	wN	w%	wN	w%
	6 Some graduate work	26	7.1%	13	7.6%	12	4.4%	32	5.3%
	7 Master's, Professional or Doctoral degree	167	46.0%	82	47.3%	125	47.3%	210	34.6%
Total		363	100.0%	175	100.0%	264	100.0%	607	100.0%
Gender	1 Male	155	41.6%	83	48.4%	114	43.2%	291	45.8%
	2 Female	218	58.4%	89	51.6%	149	56.8%	345	54.2%
Total		373	100.0%	172	100.0%	263	100.0%	636	100.0%
Which of the following income categories most closely describes your total household income in 2019 before taxes, including wages and all other income?	1 Less than \$10,000	5	1.5%			7	3.4%	6	1.1%
	2 \$10,000 - \$24,999	15	4.6%	8	5.5%	8	3.9%	52	9.8%
	3 \$25,000 - \$49,999	46	14.0%	11	7.2%	30	14.1%	92	17.4%
	4 \$50,000 - \$74,999	61	18.5%	32	21.7%	34	15.7%	95	18.0%
	5 \$75,000 - \$99,999	65	19.8%	17	11.8%	30	14.1%	81	15.4%
	6 \$100,000-\$149,999	76	23.3%	30	20.1%	40	18.6%	105	19.9%
	7 \$150,000-\$199,999	21	6.4%	19	12.9%	25	11.6%	37	7.1%
	8 \$200,000 or more	39	11.9%	31	20.8%	40	18.7%	59	11.2%
Total		328	100.0%	149	100.0%	214	100.0%	526	100.0%
Race/ethnicity	1.00 White	287	82.0%	129	81.0%	210	86.4%	492	88.1%
	2.00 Black or African American	21	5.9%	8	5.2%	21	8.5%	35	6.3%
	3.00 Asian	20	5.6%	6	4.0%	4	1.6%	11	2.0%
	4.00 Hispanic	10	2.8%	10	6.3%	6	2.4%	8	1.5%
	5.00 Multiracial/ Another race	13	3.7%	6	3.5%	3	1.1%	12	2.2%
Total		351	100.0%	159	100.0%	244	100.0%	558	100.0%

		Age									
		39 and younger		40-49		50-59		60-69		70 and older	
		wN	w%	wN	w%	wN	w%	wN	w%	wN	w%
Have you lived in Albemarle County all your life?	1 Yes	19	8.2%	13	7.4%	25	11.5%	33	9.4%	41	9.3%
	2 No	209	91.8%	161	92.6%	189	88.5%	315	90.6%	397	90.7%
Total		227	100.0%	174	100.0%	213	100.0%	347	100.0%	438	100.0%
How many years in total have you lived in Albemarle County?	1 Less than one year	33	14.5%	6	3.4%	12	5.6%	11	3.1%	14	3.2%
	2 1-5 years	119	52.2%	40	23.0%	30	13.8%	41	11.7%	62	14.1%
	3 6-10 years	27	11.7%	41	23.4%	18	8.1%	26	7.4%	54	12.3%
	4 11-20 years	18	7.7%	46	26.4%	46	21.3%	67	19.1%	82	18.8%
	5 More than 20 years	32	13.9%	42	23.9%	111	51.2%	204	58.7%	225	51.6%
Total		227	100.0%	175	100.0%	216	100.0%	348	100.0%	437	100.0%
How would you characterize the area in which you live?	1 Urban	20	8.9%	11	6.1%	19	9.1%	31	9.3%	68	16.0%
	2 Suburban	138	60.1%	107	61.2%	92	44.0%	156	46.0%	196	45.9%
	3 Small town/Village	40	17.3%	20	11.3%	37	17.6%	44	12.9%	61	14.3%
	4 Out in the country	31	13.7%	36	20.4%	56	27.0%	98	28.9%	94	22.0%
	5 Other (specify)			2	0.9%	5	2.3%	10	3.0%	8	1.8%
Total		229	100.0%	175	100.0%	209	100.0%	340	100.0%	428	100.0%
Locality	1 Satellite Communities	16	6.7%	16	9.2%	19	8.9%	32	9.4%	53	12.0%
	2 Urban Ring & 29 North	167	72.2%	100	56.9%	99	46.1%	156	45.0%	237	53.8%
	3 Rural Northern Albemarle	24	10.5%	34	19.1%	43	19.9%	84	24.2%	74	16.7%
	4 Rural Southern Albemarle	25	10.6%	26	14.8%	54	25.0%	74	21.4%	78	17.6%
Total		232	100.0%	176	100.0%	215	100.0%	346	100.0%	442	100.0%
How would you rate the overall quality of life in Albemarle County?	1 Excellent	71	30.6%	58	33.6%	78	36.1%	123	35.8%	154	35.4%
	2 Good	135	58.3%	99	56.7%	114	53.0%	184	53.6%	244	56.0%
	3 Fair	22	9.6%	14	8.2%	20	9.3%	34	9.8%	37	8.5%
	4 Poor	3	1.5%	3	1.5%	3	1.6%	2	0.7%	1	0.2%
Total		232	100.0%	174	100.0%	216	100.0%	343	100.0%	436	100.0%
Thinking about 5 years from now, do you think the quality of life in	1 Improve	67	34.8%	42	27.8%	31	15.6%	58	19.7%	65	17.1%
	2 Get worse	62	32.1%	56	36.5%	101	51.3%	139	47.6%	190	50.3%
	3 Stay the same	64	33.1%	55	35.8%	66	33.2%	96	32.7%	123	32.6%

		Age									
		39 and younger		40-49		50-59		60-69		70 and older	
		wN	w%	wN	w%	wN	w%	wN	w%	wN	w%
Albemarle County will improve, get worse, or stay the same?											
Total		192	100.0%	152	100.0%	198	100.0%	292	100.0%	377	100.0%
Thinking about 5 years from now, do you intend to live in Albemarle, Charlottesville or somewhere else?	1 Albemarle County	107	57.8%	108	79.6%	133	76.2%	221	80.5%	316	91.0%
	2 Charlottesville City	4	2.1%	1	0.6%	3	1.6%	4	1.6%	6	1.9%
	3 Other adjacent/nearby county	13	6.9%	5	4.0%	9	5.4%	11	4.2%	8	2.3%
	4 Somewhere else	62	33.2%	22	15.8%	29	16.8%	38	13.7%	17	4.8%
Total		186	100.0%	136	100.0%	174	100.0%	275	100.0%	347	100.0%
Please rate the quality of the following Albemarle County service- County services overall	1 Excellent	27	14.8%	23	14.8%	30	15.4%	52	16.7%	51	13.9%
	2 Good	129	69.7%	100	65.3%	128	65.1%	193	62.5%	240	65.5%
	3 Fair	27	14.8%	28	18.4%	33	16.8%	60	19.5%	70	19.1%
	4 Poor	1	0.8%	2	1.5%	5	2.7%	4	1.2%	6	1.5%
Total		185	100.0%	153	100.0%	197	100.0%	309	100.0%	366	100.0%
Please rate the quality of the following Albemarle County service- Fire services	1 Excellent	66	43.6%	60	47.8%	83	45.0%	128	46.8%	160	45.3%
	2 Good	77	50.9%	62	49.5%	91	49.4%	131	47.8%	173	49.1%
	3 Fair	8	5.1%	3	2.7%	7	4.0%	12	4.3%	18	5.0%
	4 Poor	1	0.4%			3	1.6%	3	1.1%	2	0.6%
Total		151	100.0%	126	100.0%	185	100.0%	274	100.0%	353	100.0%
Please rate the quality of the following Albemarle County service- Albemarle County Police services	1 Excellent	65	34.8%	36	24.6%	66	34.6%	95	31.2%	105	30.1%
	2 Good	92	49.4%	81	55.8%	100	52.0%	167	54.9%	200	57.1%
	3 Fair	22	11.6%	24	16.8%	21	11.0%	35	11.5%	36	10.3%
	4 Poor	8	4.1%	4	2.9%	5	2.4%	7	2.3%	9	2.5%
Total		185	100.0%	145	100.0%	192	100.0%	303	100.0%	350	100.0%
Please rate the quality of the following Albemarle County service- Ambulance/emergency medical services	1 Excellent	63	40.6%	54	45.1%	77	44.4%	122	43.1%	189	53.1%
	2 Good	83	53.8%	59	49.0%	79	45.6%	129	45.9%	143	40.1%
	3 Fair	8	5.1%	7	5.9%	15	8.4%	29	10.1%	21	6.0%
	4 Poor	1	0.4%			3	1.6%	2	0.8%	3	0.8%

		Age									
		39 and younger		40-49		50-59		60-69		70 and older	
		wN	w%	wN	w%	wN	w%	wN	w%	wN	w%
Total		155	100.0%	120	100.0%	174	100.0%	282	100.0%	356	100.0%
Please rate the quality of the following Albemarle County service- Traffic enforcement	1 Excellent	32	16.1%	20	13.4%	28	13.8%	42	13.6%	28	8.3%
	2 Good	96	47.8%	70	47.3%	101	50.6%	159	51.4%	169	49.3%
	3 Fair	54	27.0%	49	33.4%	59	29.4%	79	25.6%	113	32.8%
	4 Poor	18	9.0%	9	5.8%	12	6.2%	29	9.5%	33	9.6%
Total		200	100.0%	148	100.0%	200	100.0%	309	100.0%	343	100.0%
Please rate the quality of the following Albemarle County service- Code enforcement	1 Excellent	18	10.6%	14	11.6%	16	9.0%	24	9.1%	19	6.0%
	2 Good	74	43.4%	51	41.6%	69	38.3%	104	39.0%	110	35.5%
	3 Fair	54	31.6%	50	40.9%	63	35.0%	106	39.6%	131	42.2%
	4 Poor	25	14.4%	7	5.9%	32	17.7%	33	12.4%	51	16.3%
Total		171	100.0%	122	100.0%	180	100.0%	268	100.0%	311	100.0%
Please rate the quality of the following Albemarle County service- Fire prevention and education	1 Excellent	37	25.7%	25	24.2%	37	24.5%	48	21.6%	61	22.4%
	2 Good	76	52.3%	57	56.5%	77	51.2%	118	52.8%	143	52.8%
	3 Fair	26	18.0%	16	16.0%	29	19.0%	52	23.0%	62	22.8%
	4 Poor	6	3.9%	3	3.3%	8	5.3%	6	2.5%	5	2.0%
Total		145	100.0%	102	100.0%	150	100.0%	224	100.0%	271	100.0%
Please rate the quality of the following Albemarle County service- Recycling services	1 Excellent	16	7.5%	22	14.0%	20	9.9%	38	12.3%	45	11.7%
	2 Good	77	36.7%	40	25.3%	54	26.6%	104	33.1%	141	36.5%
	3 Fair	44	20.8%	42	26.3%	67	32.8%	79	25.1%	112	29.0%
	4 Poor	74	35.0%	55	34.4%	62	30.7%	92	29.5%	88	22.8%
Total		210	100.0%	159	100.0%	203	100.0%	313	100.0%	386	100.0%
Please rate the quality of the following Albemarle County service- Solid waste services	1 Excellent	33	17.8%	34	23.3%	27	14.5%	47	17.6%	53	16.8%
	2 Good	109	58.3%	71	49.4%	96	51.2%	118	44.0%	153	48.5%
	3 Fair	30	15.8%	31	21.2%	40	21.2%	74	27.4%	74	23.4%
	4 Poor	15	8.1%	9	6.0%	25	13.2%	30	11.0%	36	11.3%
Total		187	100.0%	144	100.0%	188	100.0%	269	100.0%	315	100.0%
Please rate the quality of the following Albemarle County service- Community centers and their programs	1 Excellent	30	17.2%	24	18.6%	31	19.1%	40	16.2%	50	18.1%
	2 Good	89	50.5%	56	43.8%	73	45.1%	117	47.6%	136	48.8%
	3 Fair	45	25.5%	28	21.9%	44	27.0%	63	25.7%	77	27.7%
	4 Poor	12	6.8%	20	15.7%	14	8.8%	26	10.5%	15	5.3%

		Age									
		39 and younger		40-49		50-59		60-69		70 and older	
		wN	w%	wN	w%	wN	w%	wN	w%	wN	w%
Total		176	100.0%	127	100.0%	162	100.0%	246	100.0%	278	100.0%
Please rate the quality of the following Albemarle County service- County parks	1 Excellent	65	30.2%	61	36.3%	65	31.1%	93	29.1%	93	24.7%
	2 Good	111	51.6%	81	47.6%	109	52.3%	164	51.3%	205	54.3%
	3 Fair	30	14.1%	22	12.8%	30	14.4%	49	15.2%	70	18.6%
	4 Poor	9	4.2%	6	3.3%	5	2.2%	14	4.4%	9	2.5%
Total		215	100.0%	169	100.0%	208	100.0%	320	100.0%	377	100.0%
Please rate the quality of the following Albemarle County service- Street lighting	1 Excellent	22	9.9%	14	8.5%	16	7.9%	37	12.3%	28	8.0%
	2 Good	101	45.9%	75	47.5%	73	37.6%	119	39.7%	159	44.4%
	3 Fair	51	23.5%	54	33.9%	74	37.6%	94	31.3%	114	32.0%
	4 Poor	46	20.8%	16	10.1%	33	16.9%	50	16.6%	56	15.7%
Total		219	100.0%	158	100.0%	195	100.0%	300	100.0%	357	100.0%
Please rate the quality of the following Albemarle County service- Economic development	1 Excellent	29	16.1%	16	11.5%	22	11.3%	26	9.1%	23	7.9%
	2 Good	82	46.3%	67	47.9%	79	40.5%	120	41.4%	115	40.0%
	3 Fair	49	27.5%	37	26.2%	62	32.1%	94	32.6%	119	41.4%
	4 Poor	18	10.1%	20	14.5%	31	16.1%	49	16.8%	31	10.6%
Total		178	100.0%	140	100.0%	194	100.0%	289	100.0%	288	100.0%
Please rate the quality of the following Albemarle County service- Land use, planning and zoning	1 Excellent	17	8.9%	9	6.0%	18	9.1%	19	6.5%	20	5.8%
	2 Good	58	31.1%	59	40.0%	59	29.9%	98	32.9%	103	30.8%
	3 Fair	76	40.6%	45	30.1%	71	36.0%	110	36.9%	132	39.3%
	4 Poor	36	19.4%	36	23.9%	49	25.1%	71	23.8%	81	24.1%
Total		188	100.0%	149	100.0%	196	100.0%	297	100.0%	335	100.0%
Please rate the quality of the following Albemarle County service- Stewardship of natural resources	1 Excellent	17	10.5%	15	10.3%	30	16.0%	33	11.6%	34	10.6%
	2 Good	83	50.6%	63	44.7%	83	43.9%	118	41.7%	139	43.9%
	3 Fair	49	29.7%	51	35.9%	53	27.7%	98	34.8%	109	34.4%
	4 Poor	15	9.2%	13	9.1%	24	12.5%	34	11.9%	35	11.0%
Total		164	100.0%	141	100.0%	190	100.0%	282	100.0%	317	100.0%
Please rate the quality of the following Albemarle County service- Community engagement	1 Excellent	34	17.7%	19	13.4%	28	14.6%	35	12.0%	30	9.5%
	2 Good	89	46.5%	62	43.8%	78	40.4%	125	42.3%	143	45.7%
	3 Fair	50	26.1%	43	30.9%	66	34.4%	102	34.6%	108	34.4%
	4 Poor	19	9.8%	17	12.0%	20	10.5%	33	11.1%	32	10.3%

		Age									
		39 and younger		40-49		50-59		60-69		70 and older	
		wN	w%	wN	w%	wN	w%	wN	w%	wN	w%
Total		191	100.0%	141	100.0%	192	100.0%	296	100.0%	313	100.0%
Please rate the quality of the following Albemarle County service- Public information services	1 Excellent	30	18.0%	17	12.2%	23	12.2%	43	14.3%	29	8.4%
	2 Good	77	45.8%	76	55.6%	98	50.8%	139	46.3%	177	51.3%
	3 Fair	40	23.6%	35	26.0%	58	30.3%	93	30.9%	114	33.0%
	4 Poor	21	12.6%	9	6.3%	13	6.8%	25	8.4%	25	7.3%
Total		168	100.0%	136	100.0%	193	100.0%	300	100.0%	344	100.0%
Please rate the quality of the following Albemarle County service- Overall customer service from Albemarle county employees	1 Excellent	29	18.1%	23	18.0%	36	18.6%	53	18.3%	59	16.9%
	2 Good	88	54.9%	72	55.3%	107	54.7%	153	52.6%	193	55.2%
	3 Fair	34	21.3%	30	23.3%	42	21.6%	60	20.8%	87	24.8%
	4 Poor	9	5.7%	4	3.4%	10	5.0%	24	8.3%	10	3.0%
Total		160	100.0%	130	100.0%	195	100.0%	290	100.0%	350	100.0%
Please rate the quality of the following Albemarle County service- Leadership by Board of Supervisors	1 Excellent	10	7.8%	7	6.0%	15	8.4%	33	12.1%	29	9.1%
	2 Good	58	47.2%	40	36.2%	65	35.9%	95	34.9%	119	36.7%
	3 Fair	40	33.1%	48	43.3%	62	34.3%	99	36.1%	114	35.2%
	4 Poor	15	11.9%	16	14.5%	39	21.4%	46	16.9%	62	19.0%
Total		122	100.0%	110	100.0%	181	100.0%	273	100.0%	325	100.0%
Please rate the quality of the following Albemarle County service- Leadership of County Executive office and staff	1 Excellent	9	8.0%	10	9.5%	17	10.6%	33	14.3%	23	8.5%
	2 Good	59	55.4%	42	41.9%	65	40.2%	82	35.4%	119	43.1%
	3 Fair	29	26.7%	39	38.7%	57	35.4%	80	34.4%	97	35.4%
	4 Poor	10	9.8%	10	9.9%	22	13.7%	37	15.9%	36	13.0%
Total		107	100.0%	101	100.0%	161	100.0%	232	100.0%	275	100.0%
Please rate the quality of the following Albemarle County service- The job the County is doing in treating all residents fairly	1 Excellent	12	7.9%	10	8.3%	21	11.9%	34	13.2%	29	9.5%
	2 Good	81	53.0%	50	41.7%	69	38.6%	101	39.3%	133	43.3%
	3 Fair	37	24.1%	39	32.7%	58	32.5%	78	30.3%	103	33.8%
	4 Poor	23	15.1%	21	17.3%	30	17.0%	44	17.2%	41	13.4%
Total		154	100.0%	120	100.0%	179	100.0%	257	100.0%	306	100.0%

		Age									
		39 and younger		40-49		50-59		60-69		70 and older	
		wN	w%	wN	w%	wN	w%	wN	w%	wN	w%
How satisfied are you overall with the value of service provided in Albemarle for your tax dollars?	1 Very satisfied	37	18.3%	22	13.7%	36	18.6%	65	20.1%	90	23.3%
	2 Somewhat satisfied	123	60.3%	100	63.4%	118	60.7%	179	55.2%	221	57.1%
	3 Somewhat unsatisfied	31	15.2%	26	16.6%	26	13.2%	55	17.0%	59	15.2%
	4 Very unsatisfied	13	6.2%	10	6.2%	14	7.4%	25	7.7%	17	4.4%
Total		203	100.0%	158	100.0%	195	100.0%	324	100.0%	388	100.0%
Convenience in accessing the following within Albemarle County-Hospitals	1 Very convenient	135	61.9%	116	66.6%	143	66.5%	216	63.7%	290	67.3%
	2 Somewhat convenient	66	30.2%	48	27.9%	55	25.5%	102	30.1%	107	24.8%
	3 Somewhat inconvenient	15	7.0%	10	5.5%	14	6.5%	17	5.2%	30	7.0%
	4 Very inconvenient	2	0.9%			3	1.5%	4	1.1%	4	0.8%
Total		219	100.0%	174	100.0%	215	100.0%	339	100.0%	430	100.0%
Convenience in accessing the following within Albemarle County-Medical care	1 Very convenient	153	69.4%	118	68.4%	148	70.1%	222	66.4%	297	69.2%
	2 Somewhat convenient	52	23.9%	50	29.2%	48	22.5%	95	28.5%	111	25.9%
	3 Somewhat inconvenient	11	4.9%	4	2.4%	11	5.4%	14	4.1%	18	4.2%
	4 Very inconvenient	4	1.8%			4	2.1%	3	0.9%	3	0.7%
Total		220	100.0%	173	100.0%	211	100.0%	334	100.0%	429	100.0%
Convenience in accessing the following within Albemarle County-Emergency services	1 Very convenient	130	69.8%	107	69.4%	130	65.8%	195	64.5%	258	69.8%
	2 Somewhat convenient	51	27.1%	42	27.1%	57	28.9%	89	29.6%	88	23.7%
	3 Somewhat inconvenient	4	2.1%	5	3.5%	4	2.1%	13	4.4%	21	5.6%
	4 Very inconvenient	2	1.0%			6	3.1%	5	1.5%	3	0.9%
Total		186	100.0%	155	100.0%	198	100.0%	302	100.0%	370	100.0%
Convenience in accessing the following within Albemarle County-Public schools	1 Very convenient	114	70.5%	111	71.4%	126	66.8%	171	67.9%	175	66.0%
	2 Somewhat convenient	40	24.8%	37	23.8%	55	28.9%	67	26.7%	71	26.8%
	3 Somewhat inconvenient	6	3.4%	5	3.1%	4	2.2%	11	4.4%	14	5.5%
	4 Very inconvenient	2	1.3%	3	1.8%	4	2.0%	2	1.0%	5	1.7%
Total		161	100.0%	156	100.0%	188	100.0%	251	100.0%	265	100.0%
Convenience in accessing the following within Albemarle County-Libraries	1 Very convenient	102	51.3%	100	59.3%	128	61.1%	188	59.2%	219	56.6%
	2 Somewhat convenient	60	30.2%	51	30.2%	57	27.1%	97	30.6%	122	31.5%
	3 Somewhat inconvenient	25	12.8%	15	9.0%	21	10.2%	25	7.8%	36	9.4%
	4 Very inconvenient	11	5.7%	2	1.5%	3	1.6%	7	2.4%	10	2.6%
Total		198	100.0%	168	100.0%	209	100.0%	318	100.0%	388	100.0%

		Age									
		39 and younger		40-49		50-59		60-69		70 and older	
		wN	w%	wN	w%	wN	w%	wN	w%	wN	w%
Convenience in accessing the following within Albemarle County- Child care	1 Very convenient	30	29.1%	27	30.5%	22	31.1%	26	25.9%	16	23.8%
	2 Somewhat convenient	31	30.9%	28	31.4%	26	35.8%	38	38.2%	30	45.1%
	3 Somewhat inconvenient	32	31.9%	25	27.7%	19	25.8%	26	26.5%	17	25.7%
	4 Very inconvenient	8	8.1%	9	10.5%	5	7.3%	9	9.3%	4	5.4%
Total		101	100.0%	90	100.0%	72	100.0%	100	100.0%	66	100.0%
Convenience in accessing the following within Albemarle County- Places of worship	1 Very convenient	103	62.7%	83	66.0%	127	70.1%	172	61.9%	230	66.6%
	2 Somewhat convenient	52	31.8%	37	29.2%	46	25.2%	93	33.5%	96	27.9%
	3 Somewhat inconvenient	6	3.9%	5	4.2%	5	2.7%	9	3.3%	17	4.9%
	4 Very inconvenient	3	1.6%	1	0.5%	4	2.1%	4	1.4%	2	0.6%
Total		164	100.0%	125	100.0%	182	100.0%	278	100.0%	345	100.0%
Convenience in accessing the following within Albemarle County- Community centers	1 Very convenient	56	37.8%	28	22.5%	56	35.4%	68	30.1%	88	30.3%
	2 Somewhat convenient	58	39.8%	58	47.0%	70	44.4%	105	46.4%	130	45.0%
	3 Somewhat inconvenient	28	19.0%	27	21.4%	19	11.8%	39	17.4%	59	20.3%
	4 Very inconvenient	5	3.4%	11	9.1%	13	8.5%	14	6.0%	13	4.4%
Total		147	100.0%	124	100.0%	158	100.0%	226	100.0%	289	100.0%
Convenience in accessing the following within Albemarle County- Cultural organizations (galleries, theaters, etc.)	1 Very convenient	66	33.6%	45	28.9%	70	35.4%	112	35.7%	132	35.2%
	2 Somewhat convenient	80	40.9%	74	47.4%	91	45.8%	135	42.9%	157	41.9%
	3 Somewhat inconvenient	39	19.7%	31	19.9%	28	14.0%	51	16.1%	65	17.4%
	4 Very inconvenient	11	5.8%	6	3.8%	10	4.8%	17	5.3%	21	5.5%
Total		196	100.0%	155	100.0%	199	100.0%	315	100.0%	375	100.0%
Convenience in accessing the following within Albemarle County - Parks	1 Very convenient	124	53.9%	93	53.1%	117	54.9%	158	48.3%	171	43.2%
	2 Somewhat convenient	69	30.2%	68	38.9%	75	35.0%	131	40.1%	181	45.8%
	3 Somewhat inconvenient	31	13.5%	13	7.2%	12	5.8%	28	8.6%	38	9.6%
	4 Very inconvenient	6	2.4%	1	0.8%	9	4.3%	10	3.0%	6	1.4%
Total		230	100.0%	175	100.0%	213	100.0%	328	100.0%	396	100.0%
Convenience in accessing the following within Albemarle County- Greenway trails	1 Very convenient	101	53.8%	83	50.9%	100	50.5%	119	40.2%	137	43.0%
	2 Somewhat convenient	53	28.3%	59	35.8%	74	37.5%	132	44.6%	128	40.2%
	3 Somewhat inconvenient	25	13.1%	17	10.2%	20	9.9%	32	11.0%	45	14.2%
	4 Very inconvenient	9	4.8%	5	3.1%	4	2.2%	12	4.1%	8	2.6%
Total		187	100.0%	164	100.0%	197	100.0%	295	100.0%	318	100.0%

		Age									
		39 and younger		40-49		50-59		60-69		70 and older	
		wN	w%	wN	w%	wN	w%	wN	w%	wN	w%
Convenience in accessing the following within Albemarle County- Solid waste and recycling services	1 Very convenient	49	24.8%	43	26.3%	35	17.0%	63	20.7%	97	27.8%
	2 Somewhat convenient	47	23.3%	44	26.8%	70	34.1%	94	31.0%	108	31.1%
	3 Somewhat inconvenient	65	32.5%	47	28.6%	61	29.6%	95	31.4%	83	24.0%
	4 Very inconvenient	39	19.4%	30	18.3%	39	19.3%	51	16.9%	59	17.0%
Total		199	100.0%	164	100.0%	205	100.0%	303	100.0%	347	100.0%
Convenience in accessing the following within Albemarle County - Getting around by car	1 Very convenient	107	46.5%	64	36.9%	73	33.5%	114	34.0%	164	38.7%
	2 Somewhat convenient	96	42.0%	73	41.6%	75	34.6%	148	44.2%	167	39.4%
	3 Somewhat inconvenient	18	7.7%	30	17.1%	59	27.2%	52	15.5%	72	17.1%
	4 Very inconvenient	9	3.9%	8	4.4%	10	4.7%	21	6.3%	20	4.8%
Total		230	100.0%	175	100.0%	217	100.0%	335	100.0%	424	100.0%
Convenience in accessing the following within Albemarle County- Public transportation	1 Very convenient	34	22.7%	17	17.6%	24	17.4%	39	20.4%	47	22.4%
	2 Somewhat convenient	49	32.0%	30	30.4%	55	40.9%	58	30.5%	86	40.7%
	3 Somewhat inconvenient	36	24.0%	27	27.4%	38	28.2%	63	32.9%	45	21.3%
	4 Very inconvenient	32	21.4%	24	24.6%	18	13.5%	31	16.3%	33	15.5%
Total		152	100.0%	98	100.0%	135	100.0%	191	100.0%	211	100.0%
Convenience in accessing the following within Albemarle County- Sidewalks and pedestrian walkways	1 Very convenient	35	16.2%	22	13.2%	38	18.9%	46	15.2%	63	18.2%
	2 Somewhat convenient	88	40.3%	61	36.2%	78	39.0%	121	40.0%	137	39.6%
	3 Somewhat inconvenient	60	27.4%	56	33.6%	50	25.2%	80	26.5%	93	26.8%
	4 Very inconvenient	35	16.1%	28	17.0%	34	16.9%	55	18.3%	53	15.5%
Total		218	100.0%	168	100.0%	200	100.0%	302	100.0%	346	100.0%
Convenience in accessing the following within Albemarle County- Biking lanes	1 Very convenient	19	11.1%	20	14.4%	31	18.1%	34	13.0%	35	15.5%
	2 Somewhat convenient	60	34.7%	37	26.1%	48	27.6%	77	29.4%	79	34.8%
	3 Somewhat inconvenient	47	27.2%	45	31.9%	51	29.3%	76	28.9%	73	32.1%
	4 Very inconvenient	46	27.0%	39	27.5%	44	25.1%	75	28.7%	40	17.6%
Total		172	100.0%	142	100.0%	174	100.0%	262	100.0%	226	100.0%
Convenience in accessing the following within Albemarle County - Grocery stores	1 Very convenient	165	71.4%	120	68.9%	141	65.0%	219	63.9%	260	60.5%
	2 Somewhat convenient	56	24.2%	46	26.1%	59	27.0%	99	28.9%	141	32.9%
	3 Somewhat inconvenient	9	3.9%	7	3.9%	7	3.3%	20	6.0%	25	5.7%

		Age									
		39 and younger		40-49		50-59		60-69		70 and older	
		wN	w%	wN	w%	wN	w%	wN	w%	wN	w%
	4 Very inconvenient	1	0.5%	2	1.1%	10	4.7%	4	1.3%	3	0.8%
Total		232	100.0%	175	100.0%	217	100.0%	343	100.0%	429	100.0%
Convenience in accessing the following within Albemarle County-Shopping centers	1 Very convenient	133	57.6%	92	53.3%	106	49.2%	182	54.2%	208	49.5%
	2 Somewhat convenient	74	32.2%	60	34.9%	78	36.2%	105	31.4%	155	37.0%
	3 Somewhat inconvenient	19	8.3%	18	10.4%	17	7.7%	34	10.1%	40	9.6%
	4 Very inconvenient	4	1.9%	3	1.5%	15	6.9%	14	4.2%	17	4.0%
Total		231	100.0%	173	100.0%	215	100.0%	335	100.0%	420	100.0%
Generally, how important do you think it is for Albemarle County to support economic development in the county?	1 Very important	97	43.8%	66	38.7%	80	38.8%	132	39.2%	136	33.7%
	2 Important	82	36.9%	65	38.7%	63	30.6%	108	32.2%	147	36.3%
	3 Somewhat important	26	11.8%	20	11.9%	32	15.6%	39	11.7%	58	14.3%
	4 Slightly important	8	3.6%	7	3.9%	14	6.9%	18	5.3%	16	4.0%
	5 Not at all important	3	1.5%	2	1.4%	4	1.9%	14	4.2%	17	4.1%
	6 Depends	5	2.3%	9	5.4%	13	6.1%	25	7.5%	31	7.6%
Total		222	100.0%	169	100.0%	207	100.0%	336	100.0%	405	100.0%
What do you think about the amount of development in Albemarle regarding-Residential development	1 Too low	37	18.1%	18	11.1%	14	7.1%	28	8.9%	31	8.2%
	2 About right	82	39.7%	61	38.9%	73	37.2%	119	37.4%	142	37.7%
	3 Too high	87	42.3%	79	50.0%	109	55.7%	171	53.7%	204	54.1%
Total		207	100.0%	158	100.0%	196	100.0%	317	100.0%	378	100.0%
What do you think about the amount of development in Albemarle regarding-Office development	1 Too low	24	14.2%	17	11.9%	13	6.9%	24	8.4%	15	5.3%
	2 About right	122	71.5%	98	70.9%	122	67.1%	167	59.0%	164	58.5%
	3 Too high	24	14.4%	24	17.2%	48	26.1%	92	32.5%	101	36.2%
Total		170	100.0%	138	100.0%	183	100.0%	283	100.0%	280	100.0%
What do you think about the amount of development in Albemarle regarding-Retail development	1 Too low	53	26.0%	27	17.5%	32	15.8%	39	12.3%	52	14.6%
	2 About right	95	46.5%	85	55.2%	98	49.0%	158	50.3%	178	49.8%
	3 Too high	56	27.5%	42	27.3%	71	35.2%	118	37.4%	127	35.6%

		Age									
		39 and younger		40-49		50-59		60-69		70 and older	
		wN	w%	wN	w%	wN	w%	wN	w%	wN	w%
Total		205	100.0%	154	100.0%	201	100.0%	315	100.0%	358	100.0%
What do you think about the amount of development in Albemarle regarding- Industrial development	1 Too low	40	27.9%	31	26.8%	57	35.1%	78	30.1%	60	24.1%
	2 About right	81	55.6%	71	61.3%	81	49.5%	126	48.4%	122	48.9%
	3 Too high	24	16.5%	14	11.9%	25	15.5%	56	21.5%	67	27.0%
Total		145	100.0%	116	100.0%	163	100.0%	260	100.0%	250	100.0%
What is your opinion of the County's rate of growth over the past few years?	1 Much too fast	36	18.1%	35	22.5%	55	27.3%	104	32.1%	135	33.6%
	2 A little too fast	82	41.2%	59	38.3%	72	36.0%	124	38.1%	156	38.7%
	3 About right	64	32.5%	49	31.9%	59	29.6%	82	25.1%	98	24.4%
	4 A little too slow	11	5.6%	8	5.4%	13	6.3%	14	4.5%	9	2.1%
	5 Much too slow	5	2.6%	3	1.9%	2	0.9%	1	0.2%	5	1.2%
Total		199	100.0%	154	100.0%	201	100.0%	325	100.0%	402	100.0%
How do you think future growth and development in Albemarle will affect - Housing affordability	1 A lot worse	111	48.8%	71	43.1%	90	46.1%	151	46.8%	148	39.8%
	2 A little worse	67	29.3%	60	36.2%	51	26.3%	106	32.7%	129	34.7%
	3 Neither better nor worse	16	6.8%	17	10.4%	26	13.3%	32	9.9%	48	12.9%
	4 A little better	29	12.7%	12	7.5%	24	12.6%	27	8.4%	35	9.5%
	5 A lot better	5	2.3%	5	2.9%	3	1.7%	7	2.3%	12	3.2%
Total		228	100.0%	165	100.0%	194	100.0%	323	100.0%	371	100.0%
How do you think future growth and development in Albemarle will affect - Schools or community services	1 A lot worse	46	22.6%	42	25.9%	50	26.6%	62	21.8%	76	23.3%
	2 A little worse	51	25.2%	52	32.1%	64	34.3%	116	40.4%	131	40.4%
	3 Neither better nor worse	43	21.3%	35	21.9%	49	26.0%	56	19.4%	65	20.1%
	4 A little better	53	26.5%	27	16.5%	20	10.5%	41	14.4%	40	12.4%
	5 A lot better	9	4.4%	6	3.6%	5	2.5%	11	4.0%	12	3.7%
Total		201	100.0%	161	100.0%	188	100.0%	286	100.0%	325	100.0%
How do you think future growth and development in Albemarle will affect - Ease of getting around by car	1 A lot worse	91	40.1%	73	42.2%	109	52.3%	167	49.6%	171	42.6%
	2 A little worse	86	37.6%	73	42.1%	65	31.3%	99	29.3%	161	40.1%
	3 Neither better nor worse	30	13.0%	18	10.5%	23	10.9%	46	13.7%	40	9.9%
	4 A little better	19	8.3%	7	4.3%	9	4.2%	18	5.3%	21	5.2%
	5 A lot better	2	1.0%	2	1.0%	3	1.4%	7	2.0%	9	2.3%

		Age									
		39 and younger		40-49		50-59		60-69		70 and older	
		wN	w%	wN	w%	wN	w%	wN	w%	wN	w%
Total		228	100.0%	174	100.0%	209	100.0%	336	100.0%	402	100.0%
How do you think future growth and development in Albemarle will affect - Parking	1 A lot worse	101	44.6%	63	38.2%	84	41.8%	144	43.5%	159	40.5%
	2 A little worse	78	34.7%	70	42.5%	72	36.1%	104	31.5%	156	39.8%
	3 Neither better nor worse	31	13.8%	28	17.2%	37	18.3%	66	20.1%	53	13.4%
	4 A little better	13	5.9%	2	1.1%	5	2.4%	12	3.8%	17	4.4%
	5 A lot better	2	0.9%	2	1.0%	3	1.4%	4	1.1%	7	1.9%
Total		226	100.0%	165	100.0%	200	100.0%	330	100.0%	393	100.0%
How do you think future growth and development in Albemarle will affect - Job availability	1 A lot worse	11	4.7%	13	8.8%	18	9.0%	32	11.2%	15	5.0%
	2 A little worse	32	14.6%	22	14.7%	27	13.5%	34	11.7%	44	14.6%
	3 Neither better nor worse	77	34.7%	38	25.0%	62	30.9%	70	24.0%	86	28.6%
	4 A little better	77	34.4%	57	37.9%	76	38.1%	130	44.9%	120	39.8%
	5 A lot better	26	11.7%	20	13.6%	17	8.5%	23	8.1%	36	12.1%
Total		223	100.0%	150	100.0%	200	100.0%	290	100.0%	301	100.0%
How do you think future growth and development in Albemarle will affect - Rural character/beauty	1 A lot worse	80	36.3%	44	26.1%	79	38.2%	117	35.2%	147	37.0%
	2 A little worse	63	28.6%	66	39.6%	72	34.7%	111	33.4%	130	33.0%
	3 Neither better nor worse	64	29.0%	50	29.8%	45	21.4%	64	19.4%	69	17.4%
	4 A little better	12	5.3%	4	2.1%	10	4.9%	26	7.8%	38	9.7%
	5 A lot better	2	0.9%	4	2.4%	2	0.9%	14	4.2%	12	2.9%
Total		220	100.0%	168	100.0%	208	100.0%	332	100.0%	396	100.0%
How do you think future growth and development in Albemarle will affect - Safety	1 A lot worse	16	7.3%	18	11.2%	36	18.3%	47	14.5%	55	14.7%
	2 A little worse	64	28.8%	50	31.6%	44	22.4%	105	32.6%	146	38.9%
	3 Neither better nor worse	100	44.9%	81	50.8%	101	51.9%	132	41.2%	120	32.0%
	4 A little better	33	15.0%	6	3.5%	12	6.0%	29	8.9%	43	11.5%
	5 A lot better	9	3.9%	5	3.0%	3	1.5%	9	2.8%	11	2.9%
Total		223	100.0%	159	100.0%	195	100.0%	321	100.0%	376	100.0%
How do you think future growth and development in Albemarle will affect - Overall quality of living	1 A lot worse	25	11.4%	17	10.3%	31	14.9%	51	15.3%	64	16.1%
	2 A little worse	61	27.6%	54	32.0%	76	36.8%	127	38.4%	149	37.4%
	3 Neither better nor worse	68	30.9%	64	38.4%	72	34.8%	94	28.4%	106	26.7%
	4 A little better	54	24.3%	24	14.4%	22	10.8%	46	13.8%	59	14.8%

		Age									
		39 and younger		40-49		50-59		60-69		70 and older	
		wN	w%	wN	w%	wN	w%	wN	w%	wN	w%
	5 A lot better	13	5.8%	8	4.9%	6	2.7%	13	4.0%	20	5.0%
Total		221	100.0%	168	100.0%	208	100.0%	331	100.0%	397	100.0%
How do you think future growth and development in Albemarle will affect - Something else (please specify):	1 A lot worse	13	74.7%	9	69.6%	17	64.3%	22	71.5%	18	59.3%
	2 A little worse	1	3.7%	1	7.8%	6	23.9%	4	14.2%	5	16.5%
	3 Neither better nor worse	2	10.4%	2	12.4%			3	9.0%	3	10.5%
	4 A little better					2	6.7%	1	3.3%	2	6.9%
	5 A lot better	2	11.2%	1	10.1%	1	5.1%	1	2.1%	2	6.8%
Total		18	100.0%	14	100.0%	26	100.0%	31	100.0%	30	100.0%
Agreement that - Residential development of the land in the County is happening too quickly	1 Strongly agree	64	29.8%	57	35.8%	93	47.1%	139	42.9%	193	49.2%
	2 Somewhat agree	87	40.3%	66	41.5%	63	31.9%	133	41.1%	144	36.6%
	3 Somewhat disagree	42	19.5%	29	18.1%	28	14.0%	44	13.7%	44	11.3%
	4 Strongly disagree	22	10.3%	7	4.5%	14	6.9%	8	2.4%	11	2.9%
Total		216	100.0%	158	100.0%	197	100.0%	325	100.0%	392	100.0%
Agreement that - Commercial development of the land in the County is happening too quickly	1 Strongly agree	43	20.9%	28	19.5%	57	30.1%	93	29.8%	130	34.9%
	2 Somewhat agree	74	36.0%	51	36.4%	71	37.5%	119	38.3%	147	39.5%
	3 Somewhat disagree	80	38.6%	48	33.9%	46	24.3%	81	26.1%	79	21.3%
	4 Strongly disagree	9	4.6%	14	10.1%	15	8.1%	18	5.7%	16	4.3%
Total		206	100.0%	141	100.0%	189	100.0%	311	100.0%	373	100.0%
Agreement that - It is more important to preserve farmland in the County than it is to have more development	1 Strongly agree	69	32.6%	46	30.0%	87	43.7%	141	43.2%	191	47.7%
	2 Somewhat agree	61	28.8%	62	40.5%	70	34.8%	124	38.1%	145	36.0%
	3 Somewhat disagree	51	24.2%	37	24.1%	34	17.2%	49	15.1%	58	14.5%
	4 Strongly disagree	30	14.3%	8	5.3%	9	4.3%	12	3.6%	7	1.8%
Total		212	100.0%	153	100.0%	200	100.0%	326	100.0%	402	100.0%
Agreement that - It is important to have less development in the County even if it means you may pay more in taxes	1 Strongly agree	26	11.9%	20	13.0%	34	17.4%	52	16.8%	84	22.3%
	2 Somewhat agree	63	29.1%	47	30.3%	73	37.1%	111	36.0%	161	42.7%
	3 Somewhat disagree	88	40.8%	57	37.0%	54	27.3%	97	31.6%	87	23.2%
	4 Strongly disagree	39	18.1%	30	19.8%	36	18.3%	48	15.5%	44	11.7%

		Age									
		39 and younger		40-49		50-59		60-69		70 and older	
		wN	w%	wN	w%	wN	w%	wN	w%	wN	w%
Total		215	100.0%	154	100.0%	197	100.0%	307	100.0%	376	100.0%
Agreement that - It is better to have more homes on smaller lots and set aside areas for open space in order to permanently preserve land and maintain the character of the community	1 Strongly agree	46	21.6%	36	23.2%	52	26.4%	99	31.3%	121	30.9%
	2 Somewhat agree	87	40.8%	65	42.1%	69	34.7%	134	42.5%	149	38.0%
	3 Somewhat disagree	65	30.7%	40	25.8%	43	21.9%	56	17.8%	75	19.2%
	4 Strongly disagree	15	6.9%	14	8.9%	34	17.0%	27	8.5%	47	12.0%
Total		213	100.0%	155	100.0%	197	100.0%	316	100.0%	392	100.0%
Agreement that - It is better to have neighborhoods in which there is a mix of low-, middle-, and high-income housing options	1 Strongly agree	81	37.3%	54	34.6%	60	29.7%	87	27.1%	112	29.0%
	2 Somewhat agree	88	40.8%	51	32.8%	74	36.7%	143	44.3%	153	39.8%
	3 Somewhat disagree	29	13.6%	29	18.4%	43	21.3%	61	19.0%	81	21.2%
	4 Strongly disagree	18	8.2%	22	14.2%	25	12.3%	31	9.6%	38	10.0%
Total		216	100.0%	157	100.0%	202	100.0%	322	100.0%	385	100.0%
Agreement that - It is better to have neighborhoods in which there is a mix of housing options and small-scale retail and office development	1 Strongly agree	58	26.8%	44	27.8%	40	20.1%	72	22.8%	83	21.6%
	2 Somewhat agree	97	45.2%	78	49.0%	99	50.5%	166	52.6%	184	48.0%
	3 Somewhat disagree	37	17.3%	23	14.4%	42	21.4%	59	18.8%	86	22.5%
	4 Strongly disagree	23	10.7%	14	8.9%	16	8.0%	18	5.8%	30	7.9%
Total		215	100.0%	159	100.0%	197	100.0%	317	100.0%	382	100.0%
Thinking about transportation in Albemarle County, please tell us whether you have concerns about - Traffic congestion	1 Very concerned	85	37.0%	62	35.3%	100	46.4%	178	51.6%	195	46.1%
	2 Concerned	76	33.0%	52	29.4%	60	27.5%	91	26.5%	127	29.9%
	3 Somewhat concerned	40	17.3%	36	20.6%	24	11.2%	40	11.6%	59	14.0%
	4 Slightly concerned	19	8.4%	16	8.9%	19	8.9%	20	5.9%	29	6.9%
	5 Not at all concerned	10	4.4%	10	5.6%	13	6.0%	15	4.4%	13	3.0%
Total		231	100.0%	175	100.0%	216	100.0%	345	100.0%	423	100.0%

		Age									
		39 and younger		40-49		50-59		60-69		70 and older	
		wN	w%	wN	w%	wN	w%	wN	w%	wN	w%
Thinking about transportation in Albemarle County, please tell us whether you have concerns about - Road quality	1 Very concerned	32	13.9%	26	14.8%	53	24.4%	104	30.2%	109	26.3%
	2 Concerned	40	17.2%	44	25.3%	63	29.0%	105	30.5%	136	32.8%
	3 Somewhat concerned	54	23.6%	40	22.8%	32	14.8%	60	17.3%	92	22.1%
	4 Slightly concerned	52	22.6%	30	17.0%	30	13.8%	32	9.2%	36	8.7%
	5 Not at all concerned	52	22.7%	35	20.1%	39	18.0%	44	12.7%	42	10.1%
Total		231	100.0%	175	100.0%	216	100.0%	344	100.0%	415	100.0%
Thinking about transportation in Albemarle County, please tell us whether you have concerns about - Safety related to bicycling	1 Very concerned	66	29.6%	46	27.0%	74	35.5%	108	33.5%	107	29.8%
	2 Concerned	47	21.2%	44	26.0%	41	19.7%	75	23.4%	88	24.6%
	3 Somewhat concerned	44	19.7%	24	13.9%	31	14.9%	59	18.2%	83	23.1%
	4 Slightly concerned	38	16.9%	25	14.4%	30	14.3%	38	11.6%	49	13.7%
	5 Not at all concerned	28	12.7%	32	18.6%	33	15.6%	43	13.4%	31	8.8%
Total		224	100.0%	171	100.0%	210	100.0%	323	100.0%	358	100.0%
Thinking about transportation in Albemarle County, please tell us whether you have concerns about - Pedestrian safety	1 Very concerned	48	21.3%	32	18.2%	56	26.3%	104	30.7%	115	28.5%
	2 Concerned	57	25.3%	45	25.7%	52	24.8%	94	27.8%	120	29.8%
	3 Somewhat concerned	42	18.6%	42	24.1%	41	19.3%	60	17.7%	86	21.3%
	4 Slightly concerned	53	23.1%	28	15.9%	37	17.6%	49	14.6%	51	12.7%
	5 Not at all concerned	27	11.7%	28	16.1%	25	11.9%	31	9.2%	31	7.7%
Total		228	100.0%	174	100.0%	211	100.0%	339	100.0%	404	100.0%
Thinking about transportation in Albemarle County, please tell us whether you have concerns about - Residential parking	1 Very concerned	26	11.3%	16	8.9%	33	15.4%	48	14.7%	59	15.4%
	2 Concerned	31	13.6%	33	18.8%	37	17.3%	59	18.0%	85	22.4%
	3 Somewhat concerned	34	14.8%	25	14.3%	34	16.0%	67	20.5%	83	21.7%
	4 Slightly concerned	52	22.5%	25	14.6%	26	12.3%	46	13.9%	67	17.6%
	5 Not at all concerned	87	37.8%	76	43.4%	83	39.0%	107	32.9%	87	22.9%
Total		230	100.0%	175	100.0%	213	100.0%	327	100.0%	381	100.0%
Thinking about transportation in	1 Very concerned	27	11.8%	14	8.2%	28	13.0%	44	13.2%	64	15.8%
	2 Concerned	26	11.1%	30	17.5%	39	18.2%	64	19.1%	100	24.8%

		Age									
		39 and younger		40-49		50-59		60-69		70 and older	
		wN	w%	wN	w%	wN	w%	wN	w%	wN	w%
Albemarle County, please tell us whether you have concerns about - Commercial/retail parking	3 Somewhat concerned	45	19.8%	24	13.5%	36	17.0%	79	23.4%	79	19.7%
	4 Slightly concerned	49	21.5%	30	17.2%	29	13.8%	50	14.9%	69	17.1%
	5 Not at all concerned	82	35.8%	76	43.6%	81	38.1%	99	29.4%	91	22.5%
Total		230	100.0%	174	100.0%	213	100.0%	337	100.0%	404	100.0%
How important is it for Albemarle County to allocate tax dollars to - Parks and recreation facilities, programs, and services	1 Very important	88	38.5%	66	37.5%	71	33.3%	123	36.7%	124	30.5%
	2 Important	95	41.3%	73	41.8%	79	37.2%	125	37.3%	146	36.2%
	3 Somewhat important	42	18.4%	23	13.3%	44	20.6%	54	16.2%	97	23.9%
	4 Slightly important	2	0.9%	9	5.4%	13	5.9%	25	7.5%	36	9.0%
	5 Not at all important	2	0.9%	3	2.0%	6	3.0%	7	2.2%	2	0.4%
Total		229	100.0%	175	100.0%	213	100.0%	335	100.0%	404	100.0%
How important is it for Albemarle County to allocate tax dollars to - Improvements to roads, bike/pedestrian paths, and public transit	1 Very important	101	44.6%	62	35.3%	89	41.4%	161	47.6%	186	44.7%
	2 Important	78	34.3%	73	41.6%	73	34.0%	119	35.2%	159	38.2%
	3 Somewhat important	34	15.0%	24	13.7%	37	17.3%	38	11.3%	56	13.6%
	4 Slightly important	14	6.0%	13	7.3%	11	5.0%	14	4.1%	11	2.6%
	5 Not at all important			4	2.1%	5	2.3%	6	1.8%	4	0.9%
Total		227	100.0%	175	100.0%	214	100.0%	339	100.0%	417	100.0%
How important is it for Albemarle County to allocate tax dollars to - Improvement/ Expansion of school facilities	1 Very important	98	44.7%	90	53.0%	81	40.0%	113	36.1%	150	39.9%
	2 Important	74	33.8%	59	34.5%	65	31.9%	110	35.1%	140	37.4%
	3 Somewhat important	33	15.0%	16	9.2%	36	17.6%	56	17.8%	54	14.4%
	4 Slightly important	12	5.5%	3	1.6%	12	6.1%	21	6.6%	21	5.6%
	5 Not at all important	2	1.1%	3	1.6%	9	4.5%	13	4.3%	10	2.6%
Total		219	100.0%	170	100.0%	203	100.0%	313	100.0%	376	100.0%
How important is it for Albemarle County to allocate tax dollars to - Improvement/ Expansion of other	1 Very important	25	11.7%	10	6.2%	20	9.5%	26	8.2%	27	7.5%
	2 Important	49	22.6%	45	27.5%	35	17.0%	80	25.6%	109	29.9%
	3 Somewhat important	84	38.8%	57	34.7%	79	37.8%	116	37.0%	146	40.2%
	4 Slightly important	42	19.5%	40	24.3%	38	18.3%	53	16.9%	61	16.8%
	5 Not at all important	16	7.4%	12	7.3%	36	17.3%	39	12.3%	20	5.5%

		Age									
		39 and younger		40-49		50-59		60-69		70 and older	
		wN	w%	wN	w%	wN	w%	wN	w%	wN	w%
public buildings and facilities											
Total		216	100.0%	164	100.0%	209	100.0%	314	100.0%	364	100.0%
How important is it for Albemarle County to allocate tax dollars to - Improvements to rural broadband access	1 Very important	58	26.5%	56	33.2%	76	36.2%	127	38.3%	137	36.7%
	2 Important	52	23.9%	45	27.1%	53	25.3%	90	27.3%	119	31.8%
	3 Somewhat important	55	25.4%	27	16.3%	52	24.4%	59	17.9%	69	18.5%
	4 Slightly important	35	16.1%	30	18.0%	19	9.0%	34	10.3%	28	7.4%
	5 Not at all important	18	8.2%	9	5.3%	11	5.1%	20	6.2%	21	5.6%
Total		218	100.0%	168	100.0%	211	100.0%	330	100.0%	372	100.0%
How important is it for Albemarle County to allocate tax dollars to - Ensuring there is affordable housing in the county	1 Very important	117	52.3%	74	42.9%	92	42.6%	154	45.7%	183	44.2%
	2 Important	48	21.7%	44	25.4%	59	27.4%	93	27.5%	111	26.7%
	3 Somewhat important	32	14.4%	20	11.8%	36	16.8%	45	13.3%	65	15.7%
	4 Slightly important	14	6.2%	23	13.1%	18	8.4%	28	8.3%	38	9.2%
	5 Not at all important	12	5.4%	12	6.8%	10	4.8%	18	5.3%	18	4.2%
Total		223	100.0%	172	100.0%	215	100.0%	338	100.0%	415	100.0%
How important is it for Albemarle County to allocate tax dollars to – Protection/management of land to support native plants/wildlife	1 Very important	115	50.4%	79	45.2%	87	40.1%	178	52.4%	181	43.4%
	2 Important	60	26.2%	59	33.8%	70	32.3%	87	25.6%	123	29.3%
	3 Somewhat important	33	14.3%	19	11.0%	28	13.0%	40	11.6%	70	16.6%
	4 Slightly important	17	7.6%	15	8.4%	22	10.3%	24	7.2%	31	7.4%
	5 Not at all important	3	1.5%	3	1.6%	9	4.3%	11	3.2%	14	3.3%
Total		228	100.0%	175	100.0%	216	100.0%	340	100.0%	418	100.0%
How important is it for Albemarle County to allocate tax dollars to - Other (please specify)	1 Very important	9	88.2%	8	81.9%	14	76.5%	18	81.1%	22	77.5%
	2 Important					3	15.0%	3	11.9%	3	10.6%
	3 Somewhat important	1	11.8%	1	11.1%	1	4.6%			2	8.9%
	4 Slightly important			1	7.0%						
	5 Not at all important					1	3.8%	2	7.0%	1	3.0%
Total		11	100.0%	9	100.0%	18	100.0%	23	100.0%	28	100.0%
How important do you consider - Having an energy-efficient home	1 Very important	91	39.7%	73	41.9%	110	50.8%	177	52.2%	199	46.7%
	2 Important	98	42.9%	68	39.1%	79	36.7%	115	33.8%	163	38.3%
	3 Somewhat important	27	11.8%	25	14.4%	22	10.1%	40	11.9%	51	11.9%

		Age									
		39 and younger		40-49		50-59		60-69		70 and older	
		wN	w%	wN	w%	wN	w%	wN	w%	wN	w%
	4 Slightly important	8	3.6%	6	3.5%	2	1.1%	4	1.3%	9	2.2%
	5 Not at all important	5	2.1%	2	1.2%	3	1.3%	3	0.8%	4	0.9%
Total		228	100.0%	175	100.0%	216	100.0%	339	100.0%	426	100.0%
How important do you consider - Living close to work in order to save energy	1 Very important	57	24.6%	48	27.2%	51	24.1%	75	24.3%	72	21.9%
	2 Important	89	38.7%	62	35.6%	70	33.0%	110	35.5%	135	41.0%
	3 Somewhat important	50	21.5%	40	22.6%	55	26.0%	75	24.1%	80	24.4%
	4 Slightly important	25	10.8%	18	10.2%	17	7.8%	32	10.2%	28	8.6%
	5 Not at all important	10	4.4%	8	4.5%	19	9.1%	18	5.8%	14	4.1%
Total		230	100.0%	175	100.0%	212	100.0%	310	100.0%	329	100.0%
How important do you consider - Protecting the native plants and animals in Albemarle County	1 Very important	102	44.3%	78	44.5%	91	42.1%	161	47.2%	175	41.2%
	2 Important	83	35.8%	59	33.4%	57	26.2%	106	31.1%	130	30.4%
	3 Somewhat important	32	13.7%	19	10.6%	41	19.0%	40	11.6%	74	17.4%
	4 Slightly important	12	5.3%	16	9.3%	19	9.0%	30	8.7%	34	7.9%
	5 Not at all important	2	0.9%	4	2.2%	8	3.7%	5	1.3%	14	3.2%
Total		231	100.0%	176	100.0%	216	100.0%	341	100.0%	426	100.0%
How important do you consider - Albemarle County supporting and investing in recycling programs	1 Very important	127	54.8%	87	49.2%	98	45.4%	153	44.8%	188	44.4%
	2 Important	70	30.2%	49	28.0%	70	32.2%	118	34.5%	136	32.1%
	3 Somewhat important	28	12.3%	29	16.5%	32	14.8%	44	13.1%	73	17.4%
	4 Slightly important	2	0.9%	5	2.9%	12	5.5%	21	6.1%	22	5.1%
	5 Not at all important	4	1.8%	6	3.4%	4	2.1%	5	1.5%	4	1.0%
Total		231	100.0%	176	100.0%	216	100.0%	341	100.0%	422	100.0%
How important do you consider - Albemarle County taking steps to address climate change	1 Very important	121	52.8%	83	47.9%	95	44.4%	166	50.3%	202	48.5%
	2 Important	58	25.3%	43	24.8%	42	19.6%	60	18.3%	77	18.4%
	3 Somewhat important	26	11.3%	15	8.8%	30	14.0%	38	11.6%	53	12.7%
	4 Slightly important	9	3.9%	16	9.1%	19	8.7%	22	6.6%	29	7.0%
	5 Not at all important	16	6.8%	17	9.5%	28	13.3%	44	13.2%	56	13.4%
Total		230	100.0%	174	100.0%	214	100.0%	331	100.0%	417	100.0%
Are you aware of the VIP gold card for Albemarle residents aged 60 years and older	1 Yes, I have one					1	0.3%	15	4.4%	23	5.3%
	2 Yes, I have heard of it but don't have one	6	2.7%	6	3.4%	10	4.7%	35	10.0%	53	12.3%
	3 No, never heard of it	225	97.3%	170	96.6%	205	95.0%	297	85.6%	355	82.4%

		Age									
		39 and younger		40-49		50-59		60-69		70 and older	
		wN	w%	wN	w%	wN	w%	wN	w%	wN	w%
that provides discounts to events?											
Total		231	100.0%	176	100.0%	215	100.0%	347	100.0%	431	100.0%
In the last two years, have you had any interactions with Albemarle County Police officers?	1 Yes	104	45.4%	75	43.5%	102	48.2%	139	40.8%	95	22.5%
	2 No	124	54.6%	98	56.5%	110	51.8%	203	59.2%	327	77.5%
Total		228	100.0%	173	100.0%	212	100.0%	342	100.0%	422	100.0%
How would you rate the overall quality of your interaction(s) with the police officer(s)?	1 Very good	54	51.5%	37	50.1%	58	57.4%	96	68.2%	66	66.9%
	2 Good	27	25.5%	19	26.1%	21	21.1%	17	12.4%	21	21.2%
	3 Acceptable	9	9.0%	12	15.5%	12	11.7%	8	5.4%	4	3.6%
	4 Poor	7	6.8%	5	6.1%	1	0.8%	4	2.7%	3	2.9%
	5 Very poor	6	5.3%	1	1.1%	6	5.5%	8	5.3%	4	3.8%
	6 I had multiple interactions and they differed in their quality	2	1.9%	1	1.1%	4	3.5%	9	6.1%	2	1.7%
Total		105	100.0%	74	100.0%	101	100.0%	141	100.0%	98	100.0%
Do you have working smoke detectors in your home?	1 Yes	181	99.6%	142	98.8%	169	97.7%	257	96.5%	314	98.9%
	2 No	1	0.4%	2	1.2%	4	2.3%	9	3.5%	4	1.1%
Total		182	100.0%	144	100.0%	173	100.0%	266	100.0%	318	100.0%
How often do you or someone else in your home test the smoke detectors?	1 A few times a month	2	1.2%	2	1.7%	2	1.1%	5	2.2%	4	1.3%
	2 Monthly	16	9.6%	8	5.8%	21	14.0%	29	11.9%	21	7.5%
	3 A few times a year	72	42.8%	52	37.9%	66	43.7%	89	36.6%	116	41.4%
	4 Annually	46	27.4%	64	46.5%	54	35.6%	100	41.2%	119	42.5%
	5 We haven't tested them	32	19.1%	11	8.0%	8	5.5%	20	8.2%	20	7.3%
Total		169	100.0%	137	100.0%	151	100.0%	242	100.0%	281	100.0%
How safe or unsafe do you feel - At home in the daytime	1 Very safe	167	90.7%	130	89.0%	155	88.1%	232	86.4%	279	87.1%
	2 Somewhat safe	17	9.3%	13	9.2%	18	10.1%	35	13.2%	37	11.7%
	3 Somewhat unsafe					2	1.3%	1	0.4%	4	1.2%
	4 Very unsafe			3	1.8%	1	0.5%				

		Age									
		39 and younger		40-49		50-59		60-69		70 and older	
		wN	w%	wN	w%	wN	w%	wN	w%	wN	w%
Total		184	100.0%	147	100.0%	176	100.0%	268	100.0%	320	100.0%
How safe or unsafe do you feel - At home at night	1 Very safe	110	59.8%	105	71.9%	121	69.4%	179	66.9%	234	73.2%
	2 Somewhat safe	67	36.8%	39	26.3%	49	27.8%	87	32.5%	81	25.3%
	3 Somewhat unsafe	2	1.2%	3	1.8%	5	2.8%			5	1.5%
	4 Very unsafe	4	2.2%					2	0.7%		
Total		183	100.0%	147	100.0%	175	100.0%	268	100.0%	320	100.0%
How safe or unsafe do you feel - In commercial areas in the daytime	1 Very safe	127	68.8%	102	69.6%	115	66.2%	174	65.7%	183	58.3%
	2 Somewhat safe	55	29.7%	40	27.0%	54	31.4%	85	32.1%	123	39.1%
	3 Somewhat unsafe	3	1.5%	2	1.5%	4	2.4%	5	1.8%	7	2.4%
	4 Very unsafe			3	1.8%			1	0.4%	1	0.2%
Total		184	100.0%	147	100.0%	173	100.0%	265	100.0%	315	100.0%
How safe or unsafe do you feel - In commercial areas at night	1 Very safe	33	18.4%	44	29.9%	52	29.7%	60	23.3%	51	17.5%
	2 Somewhat safe	101	56.1%	83	56.7%	89	51.1%	140	54.3%	153	52.3%
	3 Somewhat unsafe	44	24.4%	17	11.9%	33	18.8%	51	19.6%	71	24.2%
	4 Very unsafe	2	1.1%	2	1.5%	1	0.4%	7	2.8%	17	5.9%
Total		180	100.0%	147	100.0%	175	100.0%	258	100.0%	293	100.0%
How safe or unsafe do you feel - Walking/biking trails in the daytime	1 Very safe	83	46.8%	77	53.3%	79	51.1%	107	47.3%	102	45.7%
	2 Somewhat safe	85	48.0%	58	40.4%	57	37.2%	101	44.5%	106	47.4%
	3 Somewhat unsafe	9	4.8%	8	5.9%	17	11.2%	11	5.0%	10	4.4%
	4 Very unsafe	1	0.4%	1	0.5%	1	0.5%	7	3.2%	6	2.5%
Total		177	100.0%	144	100.0%	154	100.0%	226	100.0%	224	100.0%
How safe or unsafe do you feel - Walking/biking trails at night	1 Very safe	6	4.3%	12	9.2%	18	13.9%	20	10.5%	10	6.6%
	2 Somewhat safe	43	28.6%	53	40.0%	35	26.0%	64	34.0%	38	24.4%
	3 Somewhat unsafe	66	44.3%	37	27.6%	32	24.4%	54	28.9%	65	41.4%
	4 Very unsafe	34	22.9%	31	23.3%	47	35.7%	50	26.6%	43	27.7%
Total		150	100.0%	133	100.0%	133	100.0%	187	100.0%	157	100.0%
Do you currently have children living in the home?	1 Yes	77	41.7%	105	70.8%	58	32.6%	23	8.4%	3	1.0%
	2 No	108	58.3%	43	29.2%	120	67.4%	248	91.6%	344	99.0%
Total		185	100.0%	149	100.0%	178	100.0%	270	100.0%	347	100.0%
Do any of your children in the home	1 Yes	40	52.0%	85	81.1%	44	75.4%	11	47.5%	3	100.0%

		Age									
		39 and younger		40-49		50-59		60-69		70 and older	
		wN	w%	wN	w%	wN	w%	wN	w%	wN	w%
attend Albemarle public schools?	2 No	37	48.0%	20	18.9%	14	24.6%	12	52.5%		
Total		77	100.0%	105	100.0%	58	100.0%	23	100.0%	3	100.0%
Thinking of your children who attend Albemarle public schools, how safe do you feel your kids are while they are at school during the day?	1 Very safe	21	54.6%	43	50.8%	18	40.6%	9	86.5%	1	47.0%
	2 Somewhat safe	15	38.6%	35	41.6%	20	45.3%	1	13.5%	1	53.0%
	3 Somewhat unsafe	1	2.1%	6	7.6%	5	12.2%				
	4 Very unsafe	2	4.8%			1	1.9%				
Total		38	100.0%	84	100.0%	44	100.0%	11	100.0%	3	100.0%
On a scale of 1 to 10, how welcome do you feel in Albemarle County?	1 1 (Not at all welcome)	2	1.1%	2	1.3%			1	0.2%		
	2 2			2	1.0%	3	1.6%	4	1.2%	1	0.2%
	3 3	3	1.2%	6	3.5%	1	0.7%	8	2.3%	3	0.6%
	4 4	1	0.3%			1	0.4%	6	1.9%	4	0.9%
	5 5	8	3.3%	4	2.2%	10	4.7%	16	4.6%	20	4.7%
	6 6	10	4.4%	9	4.9%	10	4.9%	10	2.9%	12	2.7%
	7 7	33	14.4%	22	12.5%	19	9.0%	21	6.2%	40	9.1%
	8 8	59	25.4%	35	19.8%	43	20.1%	80	23.1%	94	21.6%
	9 9	44	19.0%	50	28.3%	48	22.2%	69	20.0%	101	23.1%
	10 10 (Very welcome)	72	31.1%	47	26.5%	79	36.5%	131	37.8%	161	37.0%
Total		232	100.0%	176	100.0%	215	100.0%	347	100.0%	435	100.0%
On a scale of 1 to 10, how would you rate your sense of belonging in Albemarle County?	1 1 (No sense of belonging)	2	1.1%	1	0.5%	2	1.1%	3	0.8%	2	0.5%
	2 2	3	1.4%	6	3.5%	2	0.9%	3	0.8%	3	0.6%
	3 3	6	2.5%	1	0.8%	1	0.7%	11	3.1%	7	1.7%
	4 4	3	1.5%	11	6.3%	1	0.7%	7	2.0%	4	0.9%
	5 5	31	13.5%	5	2.9%	12	5.5%	20	5.7%	27	6.1%
	6 6	16	7.0%	5	2.9%	14	6.4%	14	4.1%	30	6.8%
	7 7	29	12.5%	36	20.3%	26	12.0%	32	9.1%	53	12.3%
	8 8	62	26.8%	45	25.7%	46	21.3%	75	21.5%	87	20.0%
	9 9	43	18.4%	36	20.7%	50	23.3%	77	22.1%	89	20.5%

		Age									
		39 and younger		40-49		50-59		60-69		70 and older	
		wN	w%	wN	w%	wN	w%	wN	w%	wN	w%
	10 10 (Very strong sense of belonging)	35	15.2%	29	16.3%	60	28.1%	107	30.8%	132	30.5%
Total		232	100.0%	176	100.0%	214	100.0%	347	100.0%	434	100.0%
On a scale of 1 to 10, how would you rate your sense of belonging in the neighborhood/area where you live?	1 1 (No sense of belonging)	3	1.5%	3	1.6%	5	2.2%	4	1.0%	5	1.1%
	2 2	7	2.9%	3	1.5%			1	0.2%	1	0.2%
	3 3	10	4.5%	3	1.8%	6	2.9%	5	1.5%	7	1.5%
	4 4	13	5.6%	3	1.8%	6	2.8%	8	2.3%	8	1.9%
	5 5	14	6.1%	7	3.9%	10	4.8%	19	5.5%	17	4.0%
	6 6	29	12.4%	16	9.3%	8	3.5%	17	5.0%	20	4.6%
	7 7	27	11.6%	15	8.4%	23	10.7%	25	7.1%	36	8.3%
	8 8	43	18.4%	41	23.1%	41	18.9%	59	16.8%	67	15.5%
	9 9	34	14.8%	41	23.3%	47	21.7%	87	24.9%	87	19.9%
	10 10 (Very strong sense of belonging)	52	22.2%	44	25.2%	70	32.4%	124	35.7%	187	42.9%
Total		232	100.0%	175	100.0%	215	100.0%	349	100.0%	436	100.0%
How satisfied are you with the extent to which you have opportunities to voice your concerns as a county resident?	1 Very satisfied	20	10.8%	13	9.0%	42	21.6%	60	20.3%	72	20.0%
	2 Satisfied	68	36.8%	57	39.4%	61	31.5%	117	39.5%	145	40.1%
	3 Somewhat satisfied	50	26.9%	46	31.3%	43	22.2%	55	18.4%	90	24.8%
	4 Slightly satisfied	29	15.7%	14	9.8%	25	13.0%	29	9.7%	30	8.2%
	5 Not at all satisfied	18	9.8%	15	10.4%	22	11.6%	36	12.1%	25	6.9%
Total		184	100.0%	146	100.0%	192	100.0%	297	100.0%	362	100.0%
How satisfied are you with the amount of diversity in Albemarle County government agencies?	1 Very satisfied	13	10.0%	8	7.8%	22	15.9%	39	17.3%	37	13.9%
	2 Satisfied	41	32.3%	37	37.3%	46	33.1%	79	35.3%	109	41.0%
	3 Somewhat satisfied	24	19.1%	22	22.2%	40	28.2%	55	24.5%	66	24.9%
	4 Slightly satisfied	28	22.0%	18	18.0%	16	11.7%	23	10.1%	37	13.7%
	5 Not at all satisfied	21	16.7%	15	14.7%	16	11.1%	29	12.8%	17	6.5%
Total		126	100.0%	100	100.0%	140	100.0%	223	100.0%	267	100.0%
How satisfied are you with the level of communication from	1 Very satisfied	2	0.9%	6	4.4%	12	6.4%	18	6.4%	23	6.7%
	2 Satisfied	44	25.1%	45	32.2%	68	35.6%	92	32.8%	132	38.1%
	3 Somewhat satisfied	41	23.4%	45	32.2%	64	33.5%	96	34.3%	98	28.2%

		Age									
		39 and younger		40-49		50-59		60-69		70 and older	
		wN	w%	wN	w%	wN	w%	wN	w%	wN	w%
Albemarle County government?	4 Slightly satisfied	53	30.4%	20	14.3%	27	14.2%	39	13.9%	59	17.0%
	5 Not at all satisfied	36	20.3%	24	16.9%	20	10.3%	35	12.6%	35	10.1%
Total		175	100.0%	141	100.0%	192	100.0%	280	100.0%	346	100.0%
How important is it to you to live in a diverse and multicultural community?	1 Very important	71	31.1%	52	30.5%	49	23.4%	87	25.9%	94	23.4%
	2 Important	88	38.7%	61	35.4%	75	35.8%	102	30.5%	130	32.2%
	3 Somewhat important	34	15.2%	29	17.1%	38	18.0%	72	21.4%	79	19.7%
	4 Slightly important	18	7.9%	14	8.4%	22	10.3%	35	10.4%	43	10.7%
	5 Not at all important	16	7.1%	15	8.6%	26	12.5%	39	11.8%	57	14.0%
Total		227	100.0%	172	100.0%	210	100.0%	334	100.0%	403	100.0%
How important do you think it is for people who work in Albemarle County to be able to live in Albemarle County?	1 Very important	121	52.6%	83	48.2%	102	48.2%	157	46.9%	147	35.3%
	2 Important	70	30.4%	53	31.2%	65	30.4%	89	26.6%	149	35.9%
	3 Somewhat important	26	11.3%	23	13.6%	25	11.6%	54	16.1%	79	18.9%
	4 Slightly important	10	4.2%	4	2.4%	9	4.4%	14	4.3%	22	5.3%
	5 Not at all important	3	1.5%	8	4.6%	12	5.5%	20	6.1%	19	4.6%
Total		231	100.0%	171	100.0%	212	100.0%	335	100.0%	416	100.0%
How important do you think it is for there to be affordable housing options in all parts of the County?	1 Very important	126	55.5%	75	43.5%	94	44.0%	176	51.9%	178	42.4%
	2 Important	43	18.8%	49	28.4%	58	27.4%	79	23.3%	127	30.1%
	3 Somewhat important	33	14.3%	25	14.8%	30	14.3%	46	13.6%	53	12.6%
	4 Slightly important	13	5.7%	9	5.4%	18	8.5%	17	5.1%	28	6.6%
	5 Not at all important	13	5.7%	13	7.9%	13	5.9%	21	6.1%	35	8.3%
Total		227	100.0%	172	100.0%	212	100.0%	339	100.0%	421	100.0%
Generally, how often can you trust your local government to do what is right?	1 All the time	1	0.3%	2	1.1%	2	1.0%	9	3.1%	6	1.8%
	2 Most of the time	79	40.2%	56	35.5%	88	45.0%	132	43.3%	166	45.3%
	3 Some of the time	74	37.7%	76	47.8%	72	36.8%	110	36.2%	151	41.1%
	4 Seldom	32	16.5%	20	12.8%	27	13.8%	43	14.2%	37	10.2%
	5 Never	10	5.2%	5	2.9%	7	3.5%	10	3.3%	6	1.6%
Total		195	100.0%	159	100.0%	196	100.0%	305	100.0%	366	100.0%
How satisfied are you with the transparency and honesty of	1 Very satisfied	5	3.7%	3	2.3%	13	7.6%	19	7.3%	19	6.0%
	2 Satisfied	35	26.8%	36	31.0%	52	30.2%	91	34.8%	130	40.5%
	3 Somewhat satisfied	54	40.9%	53	45.9%	73	42.3%	92	35.3%	117	36.6%

		Age									
		39 and younger		40-49		50-59		60-69		70 and older	
		wN	w%	wN	w%	wN	w%	wN	w%	wN	w%
Albemarle County government?	4 Somewhat unsatisfied	27	20.3%	15	12.6%	18	10.5%	39	14.8%	32	10.0%
	5 Very unsatisfied	11	8.3%	10	8.2%	16	9.5%	20	7.8%	22	6.9%
Total		132	100.0%	116	100.0%	172	100.0%	261	100.0%	321	100.0%
Are you registered to vote in Albemarle County?	1 Yes	194	84.9%	163	93.0%	201	93.6%	323	93.4%	415	95.5%
	2 No	34	15.1%	12	7.0%	14	6.4%	23	6.6%	19	4.5%
Total		228	100.0%	175	100.0%	215	100.0%	345	100.0%	435	100.0%
Please rate your level of interest in community issues and local public affairs.	1 Not at all interested	8	3.4%	5	3.0%	6	3.0%	8	2.3%	8	1.8%
	2 Slightly interested	77	33.2%	42	24.1%	37	17.2%	63	18.2%	72	16.7%
	3 Moderately interested	85	36.9%	70	39.9%	81	37.7%	132	38.0%	173	40.1%
	4 Very interested	46	19.8%	42	24.0%	70	32.5%	112	32.1%	160	37.0%
	5 Extremely interested	15	6.6%	16	9.0%	21	9.7%	33	9.5%	19	4.4%
Total		231	100.0%	175	100.0%	214	100.0%	348	100.0%	432	100.0%
Please rate your level of engagement in community issues and local public affairs.	1 Not at all engaged	52	22.3%	26	14.9%	37	17.0%	63	18.3%	91	20.8%
	2 Slightly engaged	94	40.6%	72	41.1%	66	30.7%	122	35.2%	173	39.8%
	3 Moderately engaged	69	30.1%	59	33.6%	87	40.3%	129	37.3%	147	33.7%
	4 Very engaged	13	5.8%	16	8.9%	19	9.0%	26	7.6%	20	4.7%
	5 Extremely engaged	3	1.2%	3	1.6%	7	3.0%	6	1.6%	4	1.0%
Total		231	100.0%	175	100.0%	216	100.0%	347	100.0%	435	100.0%
Do you wish you were more engaged than you currently are in community issues and local public affairs?	1 Yes	154	67.1%	96	55.0%	102	47.4%	160	47.5%	142	33.3%
	2 No	76	32.9%	78	45.0%	113	52.6%	177	52.5%	284	66.7%
Total		230	100.0%	174	100.0%	216	100.0%	338	100.0%	426	100.0%
If you wanted to participate in community issues and local public affairs, do you think there is adequate opportunity for you to do so?	1 Yes	102	44.1%	83	48.1%	107	50.5%	177	52.0%	218	52.1%
	2 No	44	19.0%	20	11.8%	35	16.7%	37	10.9%	54	12.9%
	3 Not sure	85	36.9%	69	40.1%	69	32.7%	126	37.1%	147	35.1%

		Age									
		39 and younger		40-49		50-59		60-69		70 and older	
		wN	w%	wN	w%	wN	w%	wN	w%	wN	w%
Total		231	100.0%	172	100.0%	212	100.0%	340	100.0%	418	100.0%
To what extent might the following prevent you from attending an in-person Albemarle County meeting? - Time of day	1 Definitely would prevent	87	40.8%	68	43.0%	76	38.3%	80	26.6%	69	20.7%
	2 Might prevent	109	51.4%	73	46.5%	78	39.3%	122	40.5%	141	42.0%
	3 Would not prevent	17	7.8%	17	10.5%	45	22.5%	99	32.9%	125	37.3%
Total		213	100.0%	158	100.0%	199	100.0%	300	100.0%	335	100.0%
To what extent might the following prevent you from attending an in-person Albemarle County meeting? - Meeting location (too far)	1 Definitely would prevent	49	23.3%	25	16.2%	28	14.5%	34	11.1%	59	17.9%
	2 Might prevent	85	40.9%	68	43.6%	64	32.5%	108	35.6%	121	36.6%
	3 Would not prevent	75	35.8%	63	40.3%	104	53.0%	161	53.3%	151	45.5%
Total		208	100.0%	155	100.0%	196	100.0%	302	100.0%	331	100.0%
To what extent might the following prevent you from attending an in-person Albemarle County meeting? - Lack of transportation	1 Definitely would prevent	21	9.9%	7	4.5%	10	5.1%	13	4.6%	53	16.0%
	2 Might prevent	12	5.5%	8	5.1%	12	6.4%	21	7.2%	25	7.5%
	3 Would not prevent	180	84.6%	142	90.5%	173	88.5%	253	88.2%	255	76.5%
Total		212	100.0%	157	100.0%	196	100.0%	287	100.0%	333	100.0%
To what extent might the following prevent you from attending an in-person Albemarle County meeting? - Duration of meetings (too long)	1 Definitely would prevent	37	17.6%	31	19.8%	21	10.5%	29	10.0%	32	10.2%
	2 Might prevent	132	62.5%	82	52.8%	89	45.6%	139	48.0%	153	48.4%
	3 Would not prevent	42	19.9%	43	27.4%	86	43.8%	122	42.0%	131	41.3%
Total		210	100.0%	155	100.0%	195	100.0%	289	100.0%	316	100.0%
	1 Definitely would prevent	20	10.6%	18	13.5%	19	11.3%	23	10.6%	41	16.3%

		Age									
		39 and younger		40-49		50-59		60-69		70 and older	
		wN	w%	wN	w%	wN	w%	wN	w%	wN	w%
To what extent might the following prevent you from attending an in-person Albemarle County meeting? - Format of meetings does not meet my needs	2 Might prevent	81	44.0%	53	40.8%	62	37.7%	87	39.4%	94	37.7%
	3 Would not prevent	84	45.4%	59	45.7%	84	51.0%	110	49.9%	115	46.0%
Total		185	100.0%	130	100.0%	164	100.0%	219	100.0%	250	100.0%
To what extent might the following prevent you from attending an in-person Albemarle County meeting? - Child/adult care responsibilities	1 Definitely would prevent	42	20.1%	40	25.6%	10	5.6%	3	1.1%	5	2.1%
	2 Might prevent	41	19.7%	45	28.4%	16	9.2%	20	8.5%	11	4.5%
	3 Would not prevent	126	60.2%	72	46.0%	146	85.2%	211	90.5%	219	93.3%
Total		209	100.0%	157	100.0%	172	100.0%	233	100.0%	235	100.0%
How much of a source is the following for obtaining information about the County government - Daily Progress	1 Not a source	48	25.4%	34	21.8%	59	30.2%	100	32.6%	97	25.8%
	2 Minor source	78	41.1%	77	49.2%	70	36.0%	90	29.5%	93	24.9%
	3 Major source	64	33.6%	45	29.0%	66	33.8%	116	37.9%	185	49.3%
Total		190	100.0%	156	100.0%	194	100.0%	306	100.0%	374	100.0%
How much of a source is the following for obtaining information about the County government - Charlottesville Tomorrow	1 Not a source	89	60.0%	65	50.6%	91	57.7%	147	63.1%	172	66.2%
	2 Minor source	40	26.5%	46	36.0%	41	25.8%	57	24.6%	55	21.2%
	3 Major source	20	13.5%	17	13.4%	26	16.5%	29	12.4%	33	12.6%
Total		149	100.0%	129	100.0%	158	100.0%	232	100.0%	260	100.0%
How much of a source is the following for	1 Not a source	51	28.7%	34	22.1%	50	26.3%	76	25.8%	104	30.7%
	2 Minor source	81	45.6%	79	51.2%	89	46.3%	118	40.1%	127	37.4%

		Age									
		39 and younger		40-49		50-59		60-69		70 and older	
		wN	w%	wN	w%	wN	w%	wN	w%	wN	w%
obtaining information about the County government - Cville Weekly	3 Major source	46	25.7%	41	26.7%	53	27.4%	100	34.0%	108	31.8%
Total		178	100.0%	154	100.0%	191	100.0%	293	100.0%	338	100.0%
How much of a source is the following for obtaining information about the County government - Other media outlets (radio, local television stations)	1 Not a source	20	9.9%	7	4.3%	11	5.3%	24	7.6%	26	6.5%
	2 Minor source	64	31.3%	63	38.7%	51	24.7%	86	26.7%	110	27.9%
	3 Major source	121	58.8%	93	56.9%	145	70.0%	211	65.7%	258	65.6%
Total		206	100.0%	164	100.0%	206	100.0%	321	100.0%	393	100.0%
How much of a source is the following for obtaining information about the County government - Social media (Facebook, Twitter)	1 Not a source	44	22.1%	45	28.2%	62	33.1%	151	54.3%	222	69.9%
	2 Minor source	70	34.9%	64	40.4%	69	36.6%	76	27.4%	63	20.0%
	3 Major source	86	42.9%	50	31.5%	57	30.4%	51	18.3%	32	10.1%
Total		200	100.0%	158	100.0%	188	100.0%	277	100.0%	317	100.0%
How much of a source is the following for obtaining information about the County government - County A-Mail (e-newsletter)	1 Not a source	93	61.9%	88	74.0%	106	67.3%	154	66.0%	210	76.2%
	2 Minor source	29	19.1%	21	17.4%	33	20.7%	41	17.6%	39	14.3%
	3 Major source	28	19.0%	10	8.6%	19	12.0%	38	16.5%	26	9.5%
Total		150	100.0%	119	100.0%	158	100.0%	234	100.0%	276	100.0%
How much of a source is the following for obtaining information about the County	1 Not a source	68	34.0%	43	26.8%	58	29.7%	86	30.3%	163	51.6%
	2 Minor source	74	37.0%	76	47.8%	79	40.1%	112	39.5%	98	31.2%
	3 Major source	58	29.0%	40	25.4%	59	30.2%	85	30.2%	54	17.1%

		Age									
		39 and younger		40-49		50-59		60-69		70 and older	
		wN	w%	wN	w%	wN	w%	wN	w%	wN	w%
government - County website											
Total		200	100.0%	159	100.0%	196	100.0%	283	100.0%	315	100.0%
How much of a source is the following for obtaining information about the County government - Public postings at local businesses, library, county offices	1 Not a source	81	39.8%	69	46.0%	87	45.5%	135	48.1%	166	48.7%
	2 Minor source	95	47.0%	67	44.2%	85	44.4%	110	39.1%	149	43.6%
	3 Major source	27	13.1%	15	9.8%	19	10.1%	36	12.9%	26	7.7%
Total		203	100.0%	151	100.0%	191	100.0%	281	100.0%	342	100.0%
How much of a source is the following for obtaining information about the County government - Word of mouth	1 Not a source	24	11.1%	30	18.8%	30	15.3%	60	19.8%	69	18.1%
	2 Minor source	101	47.9%	80	49.8%	113	57.4%	139	46.2%	217	57.1%
	3 Major source	87	41.0%	51	31.4%	54	27.3%	102	34.0%	94	24.8%
Total		212	100.0%	161	100.0%	198	100.0%	301	100.0%	380	100.0%
Do you have a smartphone?	1 Yes	229	98.8%	172	97.4%	204	95.0%	316	92.3%	317	73.4%
	2 No	3	1.2%	5	2.6%	11	5.0%	26	7.7%	115	26.6%
Total		232	100.0%	176	100.0%	214	100.0%	342	100.0%	431	100.0%
Do you have Internet access at home?	1 Yes	226	98.4%	173	99.4%	205	96.9%	319	94.2%	378	91.0%
	2 No	4	1.6%	1	0.6%	7	3.1%	20	5.8%	37	9.0%
Total		229	100.0%	174	100.0%	212	100.0%	338	100.0%	415	100.0%
How would you rate the quality of your home Internet access?	1 Excellent	103	46.5%	62	36.5%	59	29.6%	96	31.9%	102	28.3%
	2 Good	79	35.8%	80	47.3%	79	39.6%	129	42.7%	195	54.0%
	3 Fair	25	11.4%	21	12.5%	40	20.2%	51	16.9%	54	14.8%
	4 Poor	14	6.3%	6	3.7%	21	10.6%	26	8.5%	11	2.9%
Total		222	100.0%	169	100.0%	200	100.0%	301	100.0%	361	100.0%
	1 Own or buying	89	39.2%	119	68.5%	157	74.6%	256	76.8%	301	74.0%

		Age									
		39 and younger		40-49		50-59		60-69		70 and older	
		wN	w%	wN	w%	wN	w%	wN	w%	wN	w%
Do you own or do you rent your current home?	2 Rent	138	60.8%	55	31.5%	54	25.4%	78	23.2%	106	26.0%
Total		227	100.0%	174	100.0%	211	100.0%	334	100.0%	406	100.0%
Do you spend 30% or more of your monthly household income (before taxes) on either rent or homeowner expenses?	1 Yes	136	63.8%	89	56.3%	116	58.5%	151	48.8%	154	47.3%
	2 No	77	36.2%	69	43.7%	82	41.5%	158	51.2%	172	52.7%
Total		213	100.0%	158	100.0%	199	100.0%	309	100.0%	326	100.0%
Employment status	1 Employed full time	169	73.9%	142	82.1%	153	72.8%	142	42.4%	27	6.6%
	2 Employed part time	16	6.9%	14	7.9%	26	12.6%	47	14.1%	30	7.3%
	3 Looking for work	5	2.0%	2	1.0%	4	1.8%	4	1.2%	1	0.3%
	4 Stay-at-home parent/homemaker	13	5.5%	14	7.8%	12	5.7%	3	1.0%	1	0.3%
	5 Student	24	10.5%	2	1.2%						
	6 Retired	1	0.3%			7	3.4%	127	37.8%	343	82.2%
	7 Disabled	2	0.9%			7	3.3%	11	3.4%	13	3.2%
	8 Other (specify)					1	0.4%	1	0.2%	1	0.2%
Total		229	100.0%	174	100.0%	210	100.0%	335	100.0%	417	100.0%
Where is your primary place of employment located?	1 Albemarle County	57	31.5%	84	56.4%	81	48.9%	101	55.4%	33	64.1%
	2 Charlottesville City	98	54.4%	45	30.4%	58	34.7%	52	28.8%	12	24.2%
	3 Fluvanna County	2	1.1%	1	0.7%	1	0.4%	3	1.5%		
	4 Greene County	1	0.4%	4	2.9%	1	0.6%	3	1.7%		
	5 Louisa County	1	0.6%			2	1.0%				
	6 Nelson County					1	0.4%			1	2.7%
	7 Other (please specify)	13	7.2%	13	8.6%	17	10.1%	15	8.5%	3	6.2%
	8 All over	9	4.8%	1	1.0%	6	3.9%	7	4.1%	1	2.9%
Total		181	100.0%	149	100.0%	166	100.0%	182	100.0%	51	100.0%
	1 Less than high school diploma			2	1.0%	7	3.2%	6	1.8%	5	1.2%

		Age									
		39 and younger		40-49		50-59		60-69		70 and older	
		wN	w%	wN	w%	wN	w%	wN	w%	wN	w%
What is the highest level of education you have completed?	2 High school grad/ GED	10	4.4%	11	6.4%	18	8.4%	25	7.5%	44	10.7%
	3 Some college	16	7.2%	12	6.8%	21	10.1%	46	13.6%	54	13.3%
	4 Associates Degree	15	6.7%	5	2.9%	10	4.6%	29	8.8%	32	7.9%
	5 Bachelor's Degree	81	35.2%	52	29.8%	62	29.4%	79	23.6%	74	18.2%
	6 Some graduate work	18	7.7%	10	5.5%	9	4.3%	17	5.0%	29	7.0%
	7 Master's, Professional or Doctoral degree	89	38.8%	82	47.7%	84	40.1%	133	39.7%	170	41.7%
Total		229	100.0%	173	100.0%	210	100.0%	336	100.0%	409	100.0%
Gender	1 Male	89	38.5%	83	46.9%	90	41.8%	170	49.5%	195	45.3%
	2 Female	142	61.5%	94	53.1%	126	58.2%	173	50.5%	235	54.7%
Total		230	100.0%	176	100.0%	216	100.0%	343	100.0%	431	100.0%
Which of the following income categories most closely describes your total household income in 2019 before taxes, including wages and all other income?	1 Less than \$10,000	3	1.4%			5	2.9%	8	2.8%	1	0.2%
	2 \$10,000 - \$24,999	11	4.9%	1	0.8%	6	3.3%	23	7.8%	32	10.0%
	3 \$25,000 - \$49,999	28	12.8%	16	9.7%	29	15.1%	45	15.4%	58	18.1%
	4 \$50,000 - \$74,999	45	20.7%	22	13.4%	22	11.5%	61	20.7%	65	20.3%
	5 \$75,000 - \$99,999	44	20.5%	32	19.0%	25	13.4%	41	14.1%	51	16.1%
	6 \$100,000-\$149,999	51	23.5%	30	18.1%	42	22.0%	54	18.4%	68	21.5%
	7 \$150,000-\$199,999	19	8.7%	21	12.6%	21	11.0%	22	7.3%	20	6.2%
	8 \$200,000 or more	16	7.3%	44	26.4%	40	20.9%	40	13.5%	24	7.5%
Total		217	100.0%	168	100.0%	191	100.0%	294	100.0%	318	100.0%
Race/ethnicity	1.00 White	172	77.3%	141	85.3%	167	87.2%	256	83.8%	357	92.3%
	2.00 Black/African American	14	6.3%	7	4.5%	11	5.6%	26	8.6%	15	3.8%
	3.00 Asian	17	7.5%	8	4.9%	7	3.4%	6	2.0%	4	1.0%
	4.00 Hispanic	11	5.0%	6	3.4%	4	1.9%	6	1.9%	4	1.0%
	5.00 Multiracial/ Another race	9	4.0%	3	1.9%	4	1.9%	11	3.6%	8	2.0%
Total		223	100.0%	165	100.0%	193	100.0%	305	100.0%	388	100.0%

		Race/ethnicity									
		White		Black or African American		Asian		Hispanic/ Latinx		Multiracial/ Another race	
		wN	w%	wN	w%	wN	w%	wN	w%	wN	w%
Have you lived in Albemarle County all your life?	1 Yes	91	8.1%	18	22.1%	5	12.7%	2	6.4%	3	9.9%
	2 No	1025	91.9%	64	77.9%	36	87.3%	32	93.6%	31	90.1%
Total		1116	100.0%	83	100.0%	41	100.0%	34	100.0%	35	100.0%
How many years in total have you lived in Albemarle County?	1 Less than one year	60	5.3%	4	4.8%	7	18.0%	4	10.8%		
	2 1-5 years	227	20.3%	17	19.5%	12	29.6%	6	18.1%	13	39.2%
	3 6-10 years	129	11.5%	8	9.8%	6	15.4%	10	29.4%	6	16.8%
	4 11-20 years	210	18.8%	21	24.4%	4	9.5%	6	17.4%	3	7.9%
	5 More than 20 years	492	44.0%	35	41.5%	11	27.6%	8	24.3%	12	36.2%
Total		1118	100.0%	84	100.0%	41	100.0%	34	100.0%	33	100.0%
How would you characterize the area in which you live?	1 Urban	110	9.9%	19	24.6%	7	18.5%	4	11.3%	3	8.2%
	2 Suburban	570	51.2%	27	36.0%	17	48.1%	18	51.7%	24	68.5%
	3 Small town/Village	161	14.5%	12	16.4%	11	29.4%	4	10.9%	5	13.2%
	4 Out in the country	258	23.1%	16	20.7%	1	4.0%	9	26.0%	2	5.7%
	5 Other (specify)	15	1.3%	2	2.3%					1	4.3%
Total		1113	100.0%	76	100.0%	36	100.0%	34	100.0%	34	100.0%
How would you rate the overall quality of life in Albemarle County?	1 Excellent	414	36.9%	17	20.4%	15	36.8%	8	24.0%	9	26.0%
	2 Good	616	55.0%	51	59.4%	21	51.7%	24	69.3%	25	70.2%
	3 Fair	85	7.6%	12	13.8%	5	11.5%	2	4.9%	1	3.8%
	4 Poor	5	0.5%	5	6.4%			1	1.9%		
Total		1119	100.0%	86	100.0%	41	100.0%	35	100.0%	35	100.0%
Thinking about 5 years from now, do you think the quality of life in Albemarle County will improve, get worse, or stay the same?	1 Improve	196	20.2%	34	45.4%	12	42.3%	8	29.2%	6	19.1%
	2 Get worse	431	44.4%	19	25.8%	7	26.6%	13	46.4%	16	55.2%
	3 Stay the same	344	35.4%	22	28.8%	9	31.1%	7	24.4%	8	25.8%
Total		971	100.0%	75	100.0%	28	100.0%	28	100.0%	29	100.0%
Thinking about 5 years from now, do you intend to live in	1 Albemarle County	727	81.1%	53	78.4%	23	73.8%	18	62.9%	19	69.2%
	2 Charlottesville City	13	1.4%	3	4.0%	2	6.3%			1	2.4%

		Race/ethnicity									
		White		Black or African American		Asian		Hispanic/ Latinx		Multiracial/ Another race	
		wN	w%	wN	w%	wN	w%	wN	w%	wN	w%
Albemarle, Charlottesville or somewhere else?	3 Other adjacent/nearby county	28	3.2%	4	6.6%	1	3.6%	5	19.3%	3	10.0%
	4 Somewhere else	129	14.4%	7	11.0%	5	16.2%	5	17.9%	5	18.4%
Total		897	100.0%	68	100.0%	31	100.0%	28	100.0%	28	100.0%
Please rate the quality of the following Albemarle County service - County services overall	1 Excellent	150	15.6%	10	13.6%	13	37.3%	2	6.4%	2	6.9%
	2 Good	629	65.7%	53	73.7%	18	50.2%	23	77.9%	21	67.0%
	3 Fair	169	17.6%	9	12.7%	4	12.5%	3	11.2%	7	22.0%
	4 Poor	10	1.1%					1	4.5%	1	4.2%
Total		958	100.0%	72	100.0%	36	100.0%	29	100.0%	31	100.0%
Please rate the quality of the following Albemarle County service - Fire services	1 Excellent	404	47.3%	29	41.0%	14	52.6%	12	43.2%	12	42.5%
	2 Good	410	48.1%	39	55.7%	11	42.7%	14	51.9%	13	48.2%
	3 Fair	30	3.6%	2	3.4%	1	4.7%	1	4.9%	3	9.4%
	4 Poor	8	1.0%								
Total		853	100.0%	70	100.0%	27	100.0%	27	100.0%	28	100.0%
Please rate the quality of the following Albemarle County service - Albemarle County Police services	1 Excellent	299	32.2%	14	18.5%	15	49.7%	9	31.1%	10	31.9%
	2 Good	502	54.1%	48	62.8%	14	43.9%	15	52.5%	13	45.0%
	3 Fair	107	11.5%	12	15.3%	2	6.4%	3	9.6%	6	18.7%
	4 Poor	20	2.2%	3	3.4%			2	6.8%	1	4.4%
Total		928	100.0%	76	100.0%	31	100.0%	29	100.0%	30	100.0%
Please rate the quality of the following Albemarle County service - Ambulance/emergency medical services	1 Excellent	413	48.3%	34	46.7%	17	55.9%	9	34.3%	14	42.9%
	2 Good	377	44.1%	38	51.6%	11	37.1%	14	55.2%	15	48.8%
	3 Fair	59	6.9%	1	1.8%	2	7.0%	3	10.5%	2	6.2%
	4 Poor	6	0.7%							1	2.1%
Total		855	100.0%	74	100.0%	31	100.0%	26	100.0%	32	100.0%
Please rate the quality of the following Albemarle County service - Traffic enforcement	1 Excellent	106	11.2%	14	20.1%	13	37.5%	5	15.6%	4	13.7%
	2 Good	487	51.3%	36	52.1%	19	52.5%	11	35.7%	12	37.0%
	3 Fair	288	30.3%	11	16.1%	4	10.0%	10	32.9%	7	22.0%
	4 Poor	69	7.2%	8	11.7%			5	15.8%	9	27.3%
Total		949	100.0%	69	100.0%	35	100.0%	32	100.0%	31	100.0%

		Race/ethnicity									
		White		Black or African American		Asian		Hispanic/ Latinx		Multiracial/ Another race	
		wN	w%	wN	w%	wN	w%	wN	w%	wN	w%
Please rate the quality of the following Albemarle County service - Code enforcement (weeds, junk, abandoned buildings, etc.)	1 Excellent	67	8.0%	8	12.1%	6	20.8%	3	8.6%	2	9.6%
	2 Good	322	38.7%	29	42.8%	15	49.2%	10	32.4%	11	47.1%
	3 Fair	324	38.8%	24	35.1%	8	25.8%	13	44.2%	6	27.1%
	4 Poor	121	14.5%	7	9.9%	1	4.2%	4	14.8%	4	16.2%
Total		833	100.0%	68	100.0%	30	100.0%	29	100.0%	22	100.0%
Please rate the quality of the following Albemarle County service - Fire prevention and education	1 Excellent	160	23.4%	20	28.0%	10	32.1%	3	12.5%	5	21.0%
	2 Good	368	54.0%	40	57.4%	13	42.5%	14	61.4%	15	64.4%
	3 Fair	130	19.1%	10	14.6%	8	25.4%	5	23.3%	3	11.8%
	4 Poor	24	3.5%					1	2.8%	1	2.8%
Total		681	100.0%	70	100.0%	31	100.0%	23	100.0%	24	100.0%
Please rate the quality of the following Albemarle County service - Recycling services	1 Excellent	102	10.0%	18	24.3%	5	15.1%	2	7.1%	6	21.6%
	2 Good	311	30.6%	34	45.1%	15	44.4%	14	47.0%	8	27.0%
	3 Fair	280	27.5%	16	20.7%	8	23.9%	6	19.7%	11	37.3%
	4 Poor	324	31.8%	8	9.9%	6	16.6%	8	26.2%	4	14.1%
Total		1017	100.0%	76	100.0%	35	100.0%	29	100.0%	29	100.0%
Please rate the quality of the following Albemarle County service - Solid waste services	1 Excellent	149	17.1%	15	22.8%	9	25.7%	3	13.8%	7	26.1%
	2 Good	436	50.0%	34	51.3%	18	50.7%	12	48.7%	13	47.2%
	3 Fair	199	22.8%	13	20.0%	6	16.4%	7	27.3%	6	24.2%
	4 Poor	88	10.1%	4	5.9%	3	7.2%	3	10.1%	1	2.5%
Total		872	100.0%	66	100.0%	36	100.0%	25	100.0%	27	100.0%
Please rate the quality of the following Albemarle County service - Community centers and their programs	1 Excellent	134	17.2%	11	15.4%	11	32.0%	2	9.4%	5	20.5%
	2 Good	379	48.7%	34	48.8%	16	48.7%	9	52.4%	12	48.5%
	3 Fair	210	26.9%	11	15.5%	5	15.6%	4	20.6%	5	22.7%
	4 Poor	56	7.2%	14	20.2%	1	3.8%	3	17.6%	2	8.3%
Total		778	100.0%	70	100.0%	34	100.0%	18	100.0%	24	100.0%
Please rate the quality of the following Albemarle County service - County parks	1 Excellent	314	30.5%	13	16.5%	11	30.1%	8	23.8%	8	23.5%
	2 Good	520	50.6%	42	55.6%	19	52.7%	20	62.1%	20	63.6%
	3 Fair	168	16.3%	13	17.6%	2	6.7%	4	12.0%	3	8.8%
	4 Poor	26	2.5%	8	10.4%	4	10.5%	1	2.1%	1	4.1%

		Race/ethnicity									
		White		Black or African American		Asian		Hispanic/ Latinx		Multiracial/ Another race	
		wN	w%	wN	w%	wN	w%	wN	w%	wN	w%
Total		1028	100.0%	76	100.0%	36	100.0%	32	100.0%	32	100.0%
Please rate the quality of the following Albemarle County service - Street lighting	1 Excellent	84	8.7%	13	16.0%	4	10.7%	3	10.5%	6	16.8%
	2 Good	435	45.0%	33	39.7%	13	32.6%	8	27.4%	15	44.2%
	3 Fair	305	31.5%	25	30.0%	15	38.7%	11	36.2%	10	31.1%
	4 Poor	143	14.8%	12	14.2%	7	18.0%	8	25.9%	3	7.9%
Total		967	100.0%	82	100.0%	38	100.0%	31	100.0%	33	100.0%
Please rate the quality of the following Albemarle County service - Economic development	1 Excellent	91	10.6%	7	9.7%	9	24.9%				
	2 Good	370	43.1%	35	49.5%	16	44.4%	9	42.2%	16	56.2%
	3 Fair	285	33.1%	20	29.3%	9	24.3%	11	51.7%	9	31.7%
	4 Poor	113	13.2%	8	11.5%	2	6.4%	1	6.1%	3	12.1%
Total		860	100.0%	70	100.0%	36	100.0%	21	100.0%	29	100.0%
Please rate the quality of the following Albemarle County service - Land use, planning and zoning	1 Excellent	66	7.1%	3	4.2%	9	25.6%	2	6.2%		
	2 Good	297	32.1%	36	54.6%	12	33.6%	7	24.8%	5	16.6%
	3 Fair	352	38.0%	8	11.6%	10	30.3%	13	47.8%	18	60.4%
	4 Poor	211	22.8%	20	29.6%	4	10.5%	6	21.2%	7	23.1%
Total		925	100.0%	66	100.0%	34	100.0%	27	100.0%	30	100.0%
Please rate the quality of the following Albemarle County service - Stewardship of natural resources	1 Excellent	102	11.6%	8	13.8%	9	31.6%	1	4.0%	1	5.1%
	2 Good	381	43.6%	33	56.0%	13	42.7%	6	31.4%	14	47.1%
	3 Fair	291	33.3%	13	21.1%	6	21.8%	11	57.9%	11	36.7%
	4 Poor	100	11.5%	5	9.1%	1	3.9%	1	6.7%	3	11.2%
Total		875	100.0%	60	100.0%	29	100.0%	20	100.0%	29	100.0%
Please rate the quality of the following Albemarle County service - Community engagement	1 Excellent	110	12.3%	11	14.7%	13	37.8%	1	4.2%	2	6.9%
	2 Good	406	45.4%	37	48.8%	10	30.7%	9	36.8%	20	68.8%
	3 Fair	311	34.8%	13	17.6%	6	17.4%	8	34.4%	4	15.1%
	4 Poor	67	7.5%	14	18.9%	5	14.1%	6	24.6%	3	9.2%
Total		893	100.0%	76	100.0%	34	100.0%	24	100.0%	28	100.0%
Please rate the quality of the following Albemarle County service - Public information services	1 Excellent	121	13.4%	7	8.8%	10	29.3%	1	4.3%	1	2.3%
	2 Good	446	49.3%	39	52.0%	16	45.9%	14	55.0%	18	63.1%
	3 Fair	275	30.4%	23	30.2%	5	15.5%	8	32.2%	5	18.5%
	4 Poor	63	6.9%	7	9.0%	3	9.4%	2	8.5%	5	16.1%

		Race/ethnicity									
		White		Black or African American		Asian		Hispanic/ Latinx		Multiracial/ Another race	
		wN	w%	wN	w%	wN	w%	wN	w%	wN	w%
Total		905	100.0%	75	100.0%	35	100.0%	25	100.0%	28	100.0%
Please rate the quality of the following Albemarle County service - Overall customer service from Albemarle county employees	1 Excellent	169	19.0%	6	9.7%	11	31.4%	3	12.7%	3	10.7%
	2 Good	493	55.3%	36	54.0%	13	37.5%	15	55.7%	18	69.4%
	3 Fair	191	21.5%	17	26.0%	10	28.6%	6	24.0%	4	15.0%
	4 Poor	37	4.2%	7	10.2%	1	2.5%	2	7.6%	1	5.0%
Total		891	100.0%	66	100.0%	34	100.0%	26	100.0%	26	100.0%
Please rate the quality of the following Albemarle County service - Leadership by Board of Supervisors	1 Excellent	69	8.7%	14	19.8%	6	26.6%	1	6.0%	1	3.0%
	2 Good	306	38.6%	29	40.5%	10	44.2%	8	44.7%	9	41.6%
	3 Fair	297	37.4%	21	30.1%	7	29.2%	4	21.0%	8	37.0%
	4 Poor	121	15.3%	7	9.6%			5	28.3%	4	18.3%
Total		793	100.0%	71	100.0%	23	100.0%	17	100.0%	22	100.0%
Please rate the quality of the following Albemarle County service - Leadership of County Executive office and staff	1 Excellent	67	9.8%	12	18.5%	7	32.2%			1	4.2%
	2 Good	296	43.4%	30	45.1%	8	35.3%	9	50.7%	7	36.0%
	3 Fair	247	36.2%	16	24.3%	7	29.4%	4	21.0%	6	29.7%
	4 Poor	72	10.6%	8	12.1%	1	3.1%	5	28.3%	6	30.1%
Total		682	100.0%	66	100.0%	23	100.0%	17	100.0%	20	100.0%
Please rate the quality of the following Albemarle County service - The job the County is doing in treating all residents fairly	1 Excellent	84	10.7%	10	14.8%	9	29.4%	2	10.0%	1	3.3%
	2 Good	340	43.0%	25	36.8%	14	45.2%	8	36.3%	11	41.9%
	3 Fair	259	32.8%	22	31.2%	7	21.3%	7	31.6%	9	36.9%
	4 Poor	107	13.6%	12	17.2%	1	4.1%	5	22.2%	5	17.9%
Total		791	100.0%	69	100.0%	31	100.0%	21	100.0%	26	100.0%
How satisfied are you overall with the value of service provided in Albemarle for your tax dollars?	1 Very satisfied	209	20.4%	14	19.4%	13	35.6%	3	9.8%	8	23.7%
	2 Somewhat satisfied	619	60.6%	41	57.6%	19	53.5%	18	69.0%	17	52.2%
	3 Somewhat unsatisfied	147	14.4%	12	17.3%	3	8.9%	1	3.3%	5	15.4%
	4 Very unsatisfied	47	4.6%	4	5.7%	1	2.0%	5	18.0%	3	8.7%
Total		1021	100.0%	71	100.0%	36	100.0%	26	100.0%	32	100.0%
	1 Very convenient	724	65.6%	53	66.5%	31	78.4%	24	76.1%	23	64.6%

		Race/ethnicity									
		White		Black or African American		Asian		Hispanic/ Latinx		Multiracial/ Another race	
		wN	w%	wN	w%	wN	w%	wN	w%	wN	w%
Convenience in accessing the following within Albemarle County- Hospitals	2 Somewhat convenient	300	27.1%	20	25.2%	8	21.6%	7	21.8%	12	33.5%
	3 Somewhat inconvenient	71	6.4%	5	6.6%			1	2.0%	1	1.9%
	4 Very inconvenient	10	0.9%	1	1.6%						
Total		1105	100.0%	80	100.0%	39	100.0%	32	100.0%	35	100.0%
Convenience in accessing the following within Albemarle County- Medical care	1 Very convenient	766	69.9%	55	68.6%	30	73.3%	23	70.4%	23	66.0%
	2 Somewhat convenient	273	24.9%	20	24.7%	10	24.9%	7	21.8%	11	32.1%
	3 Somewhat inconvenient	45	4.1%	4	5.0%	1	1.8%	3	7.8%	1	1.9%
	4 Very inconvenient	12	1.1%	1	1.6%						
Total		1095	100.0%	80	100.0%	40	100.0%	32	100.0%	35	100.0%
Convenience in accessing the following within Albemarle County- Emergency services	1 Very convenient	675	70.0%	50	67.3%	25	73.0%	14	51.0%	19	58.0%
	2 Somewhat convenient	239	24.8%	19	25.8%	8	24.9%	11	39.7%	13	40.0%
	3 Somewhat inconvenient	36	3.8%	4	5.2%	1	2.1%	3	9.2%		
	4 Very inconvenient	14	1.5%	1	1.7%					1	2.0%
Total		965	100.0%	74	100.0%	34	100.0%	28	100.0%	33	100.0%
Convenience in accessing the following within Albemarle County- Public schools	1 Very convenient	566	69.2%	47	67.3%	28	87.1%	13	60.6%	17	68.4%
	2 Somewhat convenient	209	25.6%	17	25.1%	4	12.9%	6	27.2%	7	26.5%
	3 Somewhat inconvenient	33	4.0%	3	3.9%			1	3.0%	1	2.6%
	4 Very inconvenient	10	1.2%	3	3.7%			2	9.2%	1	2.6%
Total		818	100.0%	69	100.0%	32	100.0%	22	100.0%	26	100.0%
Convenience in accessing the following within Albemarle County- Libraries	1 Very convenient	595	58.2%	47	64.2%	27	72.5%	17	54.7%	17	54.3%
	2 Somewhat convenient	302	29.5%	18	25.1%	8	21.0%	9	27.7%	11	32.9%
	3 Somewhat inconvenient	99	9.7%	7	9.0%	2	6.5%	4	12.2%	3	10.8%
	4 Very inconvenient	27	2.6%	1	1.8%			2	5.5%	1	2.0%
Total		1023	100.0%	74	100.0%	37	100.0%	31	100.0%	32	100.0%
Convenience in accessing the following within Albemarle County- Child care	1 Very convenient	78	24.2%	12	38.3%	11	61.7%	5	30.8%	4	31.2%
	2 Somewhat convenient	118	36.7%	7	20.7%	4	21.5%	5	37.0%	5	39.3%
	3 Somewhat inconvenient	95	29.6%	8	24.2%	3	16.8%	3	23.2%	2	18.3%
	4 Very inconvenient	30	9.5%	5	16.8%			1	9.0%	1	11.2%
Total		321	100.0%	33	100.0%	18	100.0%	15	100.0%	12	100.0%
	1 Very convenient	579	66.5%	52	69.4%	13	49.0%	14	66.6%	15	51.0%

		Race/ethnicity									
		White		Black or African American		Asian		Hispanic/ Latinx		Multiracial/ Another race	
		wN	w%	wN	w%	wN	w%	wN	w%	wN	w%
Convenience in accessing the following within Albemarle County- Places of worship	2 Somewhat convenient	253	29.0%	20	27.2%	10	35.7%	6	25.7%	13	46.7%
	3 Somewhat inconvenient	32	3.6%	1	1.7%	4	15.3%	1	4.7%	1	2.3%
	4 Very inconvenient	7	0.8%	1	1.7%			1	3.0%		
	Total	871	100.0%	75	100.0%	27	100.0%	22	100.0%	29	100.0%
Convenience in accessing the following within Albemarle County- Community centers	1 Very convenient	226	30.9%	26	41.1%	17	52.5%	6	25.5%	12	40.1%
	2 Somewhat convenient	332	45.4%	24	38.1%	10	29.7%	10	46.1%	11	38.1%
	3 Somewhat inconvenient	139	19.0%	9	14.7%	6	17.8%	5	22.3%	4	13.0%
	4 Very inconvenient	35	4.7%	4	6.1%			1	6.0%	3	8.9%
	Total	732	100.0%	62	100.0%	32	100.0%	22	100.0%	30	100.0%
Convenience in accessing the following within Albemarle County- Cultural organizations (galleries, theaters, etc.)	1 Very convenient	352	35.3%	22	34.3%	17	47.9%	7	22.4%	15	52.3%
	2 Somewhat convenient	434	43.5%	28	43.6%	10	29.6%	14	45.8%	7	25.2%
	3 Somewhat inconvenient	169	16.9%	12	18.0%	4	11.5%	7	21.0%	6	22.5%
	4 Very inconvenient	44	4.4%	3	4.2%	4	11.0%	3	10.8%		
	Total	999	100.0%	65	100.0%	34	100.0%	31	100.0%	29	100.0%
Convenience in accessing the following within Albemarle County- Parks	1 Very convenient	537	50.1%	33	44.2%	20	52.3%	22	63.8%	18	53.0%
	2 Somewhat convenient	423	39.4%	29	38.6%	16	40.4%	8	23.9%	12	36.1%
	3 Somewhat inconvenient	95	8.9%	8	10.4%	2	5.1%	4	10.4%	2	6.4%
	4 Very inconvenient	18	1.6%	5	6.9%	1	2.2%	1	1.9%	1	4.5%
	Total	1073	100.0%	74	100.0%	39	100.0%	34	100.0%	33	100.0%
Convenience in accessing the following within Albemarle County- Greenway trails	1 Very convenient	435	46.0%	21	39.4%	22	65.3%	18	59.2%	16	53.3%
	2 Somewhat convenient	371	39.2%	23	43.5%	7	21.0%	9	29.6%	11	36.8%
	3 Somewhat inconvenient	111	11.7%	9	17.1%	2	6.9%	3	9.1%	2	7.7%
	4 Very inconvenient	29	3.0%			2	6.7%	1	2.2%	1	2.2%
	Total	946	100.0%	53	100.0%	34	100.0%	30	100.0%	30	100.0%
Convenience in accessing the following within Albemarle County-	1 Very convenient	214	21.7%	27	46.1%	14	45.3%	12	39.5%	10	32.2%
	2 Somewhat convenient	301	30.5%	11	19.2%	7	22.0%	4	12.7%	7	24.8%
	3 Somewhat inconvenient	293	29.7%	15	24.6%	6	20.6%	8	26.1%	7	24.8%
	4 Very inconvenient	179	18.2%	6	10.1%	4	12.1%	6	21.7%	5	18.2%

		Race/ethnicity									
		White		Black or African American		Asian		Hispanic/ Latinx		Multiracial/ Another race	
		wN	w%	wN	w%	wN	w%	wN	w%	wN	w%
Solid waste and recycling services											
Total		986	100.0%	60	100.0%	31	100.0%	29	100.0%	30	100.0%
Convenience in accessing the following within Albemarle County- Getting around by car	1 Very convenient	411	37.2%	43	57.8%	27	66.6%	16	47.3%	9	28.9%
	2 Somewhat convenient	450	40.7%	21	27.7%	13	31.6%	12	33.9%	15	44.3%
	3 Somewhat inconvenient	188	17.0%	7	9.2%	1	1.8%	6	18.8%	6	18.2%
	4 Very inconvenient	56	5.1%	4	5.4%					3	8.5%
Total		1105	100.0%	74	100.0%	40	100.0%	34	100.0%	33	100.0%
Convenience in accessing the following within Albemarle County- Public transportation system: Jaunt/ Charlottesville Area Transit	1 Very convenient	110	18.0%	34	54.1%	14	48.1%	6	32.7%	5	20.8%
	2 Somewhat convenient	223	36.5%	17	27.4%	10	32.6%	3	20.6%	8	32.4%
	3 Somewhat inconvenient	161	26.3%	11	18.4%	4	12.9%	4	24.0%	7	29.2%
	4 Very inconvenient	118	19.2%			2	6.5%	4	22.6%	4	17.6%
Total		611	100.0%	62	100.0%	30	100.0%	17	100.0%	23	100.0%
Convenience in accessing the following within Albemarle County- Sidewalks and pedestrian walkways	1 Very convenient	149	15.1%	21	29.4%	17	44.5%	5	16.5%	4	10.8%
	2 Somewhat convenient	395	40.0%	23	33.1%	12	31.4%	10	31.5%	15	43.6%
	3 Somewhat inconvenient	283	28.6%	20	28.5%	4	11.6%	12	37.5%	8	22.5%
	4 Very inconvenient	161	16.3%	6	9.1%	5	12.5%	4	14.6%	8	23.1%
Total		989	100.0%	70	100.0%	38	100.0%	31	100.0%	34	100.0%
Convenience in accessing the following within Albemarle County- Biking lanes	1 Very convenient	104	13.4%	12	19.9%	9	28.5%	1	3.3%	2	8.5%
	2 Somewhat convenient	236	30.4%	29	48.0%	10	30.7%	8	34.4%	10	37.9%
	3 Somewhat inconvenient	235	30.3%	13	21.8%	8	25.0%	8	35.0%	7	29.4%
	4 Very inconvenient	200	25.8%	6	10.3%	5	15.8%	7	27.3%	6	24.2%
Total		775	100.0%	60	100.0%	33	100.0%	24	100.0%	25	100.0%
Convenience in accessing the following within Albemarle County- Grocery stores	1 Very convenient	731	65.6%	53	65.4%	33	80.7%	26	75.3%	19	56.6%
	2 Somewhat convenient	317	28.4%	23	28.1%	8	19.3%	6	16.6%	14	39.5%
	3 Somewhat inconvenient	52	4.7%	1	1.6%			3	8.1%	1	3.8%
	4 Very inconvenient	15	1.3%	4	5.0%						

		Race/ethnicity									
		White		Black or African American		Asian		Hispanic/ Latinx		Multiracial/ Another race	
		wN	w%	wN	w%	wN	w%	wN	w%	wN	w%
Total		1116	100.0%	81	100.0%	40	100.0%	34	100.0%	34	100.0%
Convenience in accessing the following within Albemarle County- Shopping centers	1 Very convenient	575	52.1%	48	59.0%	25	63.8%	19	57.1%	19	57.4%
	2 Somewhat convenient	389	35.2%	23	28.4%	10	24.9%	10	28.6%	13	38.6%
	3 Somewhat inconvenient	105	9.5%	4	4.8%	2	4.3%	4	12.4%	1	4.0%
	4 Very inconvenient	35	3.2%	6	7.9%	3	7.0%	1	1.9%		
Total		1105	100.0%	81	100.0%	39	100.0%	34	100.0%	33	100.0%
Generally, how important do you think it is for Albemarle County to support economic development in the county?	1 Very important	392	36.8%	42	53.8%	22	54.3%	11	34.9%	10	30.4%
	2 Important	383	36.0%	20	25.4%	13	33.7%	15	46.2%	13	40.2%
	3 Somewhat important	145	13.7%	4	5.5%	2	5.0%	1	4.2%	6	18.5%
	4 Slightly important	45	4.2%	8	10.5%	2	5.0%	3	10.6%	1	4.1%
	5 Not at all important	32	3.1%					1	2.1%		
	6 Depends	66	6.2%	4	4.7%	1	2.1%	1	2.1%	2	6.7%
Total		1064	100.0%	77	100.0%	40	100.0%	32	100.0%	32	100.0%
What do you think about the amount of development in Albemarle regarding- Residential development	1 Too low	102	10.2%	4	6.4%	8	21.3%	2	6.2%	4	11.7%
	2 About right	380	38.0%	32	52.9%	19	52.5%	14	43.4%	8	25.0%
	3 Too high	518	51.8%	24	40.7%	9	26.2%	16	50.4%	20	63.3%
Total		1001	100.0%	60	100.0%	35	100.0%	32	100.0%	31	100.0%
What do you think about the amount of development in Albemarle regarding- Office development	1 Too low	70	8.3%	1	2.7%	2	7.6%	5	14.9%	3	11.6%
	2 About right	543	64.5%	37	76.4%	23	88.0%	17	54.7%	12	52.7%
	3 Too high	230	27.3%	10	20.9%	1	4.4%	9	30.4%	8	35.7%
Total		842	100.0%	48	100.0%	26	100.0%	30	100.0%	23	100.0%
What do you think about the amount of development in Albemarle regarding- Retail development	1 Too low	161	16.4%	10	16.7%	11	32.6%	7	23.7%	2	6.8%
	2 About right	491	50.0%	34	59.7%	18	54.0%	15	52.0%	12	41.0%
	3 Too high	331	33.7%	14	23.6%	4	13.3%	7	24.3%	15	52.2%
Total		982	100.0%	57	100.0%	33	100.0%	30	100.0%	29	100.0%
What do you think about the amount of development in	1 Too low	197	27.0%	8	19.3%	9	34.9%	12	45.8%	8	32.7%
	2 About right	391	53.5%	26	60.1%	16	60.7%	9	33.3%	10	42.1%

		Race/ethnicity									
		White		Black or African American		Asian		Hispanic/ Latinx		Multiracial/ Another race	
		wN	w%	wN	w%	wN	w%	wN	w%	wN	w%
Albemarle regarding-Industrial development	3 Too high	143	19.5%	9	20.5%	1	4.4%	5	20.9%	6	25.1%
Total		731	100.0%	43	100.0%	26	100.0%	26	100.0%	24	100.0%
What is your opinion of the County's rate of growth over the past few years?	1 Much too fast	287	27.9%	19	25.3%	4	14.2%	11	34.5%	13	39.8%
	2 A little too fast	417	40.7%	22	28.4%	4	12.1%	9	29.8%	13	37.6%
	3 About right	270	26.3%	33	42.9%	14	45.8%	7	22.7%	8	22.6%
	4 A little too slow	42	4.1%	1	1.7%	6	19.8%	3	8.6%		
	5 Much too slow	10	1.0%	1	1.7%	3	8.1%	1	4.3%		
Total		1026	100.0%	76	100.0%	31	100.0%	31	100.0%	34	100.0%
How do you think future growth and development in Albemarle will affect - Housing affordability	1 A lot worse	444	43.8%	44	56.3%	9	24.7%	8	24.1%	15	44.4%
	2 A little worse	355	35.1%	13	16.9%	7	20.2%	11	33.1%	12	35.7%
	3 Neither better nor worse	100	9.9%	7	8.7%	10	25.9%	6	17.2%	2	6.0%
	4 A little better	95	9.3%	8	9.9%	8	20.5%	7	21.4%	5	13.8%
	5 A lot better	19	1.9%	6	8.3%	3	8.7%	1	4.2%		
Total		1013	100.0%	78	100.0%	37	100.0%	32	100.0%	33	100.0%
How do you think future growth and development in Albemarle will affect - Schools or community services	1 A lot worse	210	22.7%	13	18.0%	11	30.5%	5	20.4%	5	18.6%
	2 A little worse	346	37.3%	20	27.8%	3	7.6%	5	23.3%	14	46.8%
	3 Neither better nor worse	200	21.5%	16	22.9%	11	30.3%	5	22.4%	4	14.1%
	4 A little better	143	15.5%	17	23.9%	8	22.4%	6	28.1%	6	20.5%
	5 A lot better	28	3.1%	5	7.3%	3	9.2%	1	5.9%		
Total		927	100.0%	70	100.0%	35	100.0%	23	100.0%	29	100.0%
How do you think future growth and development in Albemarle will affect - Ease of getting around by car	1 A lot worse	484	45.0%	19	24.9%	9	23.2%	16	48.1%	22	64.1%
	2 A little worse	421	39.1%	23	29.8%	9	22.6%	12	38.0%	5	15.3%
	3 Neither better nor worse	111	10.3%	16	20.4%	9	23.0%	4	11.9%	4	11.8%
	4 A little better	47	4.3%	14	17.7%	9	23.4%			1	4.3%
	5 A lot better	14	1.3%	6	7.2%	3	7.8%	1	2.0%	1	4.3%
Total		1077	100.0%	78	100.0%	40	100.0%	32	100.0%	34	100.0%
How do you think future growth and development in	1 A lot worse	443	42.6%	14	18.4%	10	27.4%	15	45.0%	18	51.0%
	2 A little worse	376	36.2%	35	47.6%	9	24.6%	13	40.8%	14	40.8%
	3 Neither better nor worse	174	16.7%	20	26.8%	9	25.0%	4	12.1%	3	8.2%

		Race/ethnicity									
		White		Black or African American		Asian		Hispanic/ Latinx		Multiracial/ Another race	
		wN	w%	wN	w%	wN	w%	wN	w%	wN	w%
Albemarle will affect - Parking	4 A little better	35	3.4%	3	3.7%	5	13.4%				
	5 A lot better	11	1.1%	3	3.5%	4	9.7%	1	2.0%		
Total		1039	100.0%	74	100.0%	38	100.0%	32	100.0%	34	100.0%
How do you think future growth and development in Albemarle will affect - Job availability	1 A lot worse	52	5.7%	7	11.1%	5	11.7%	4	14.2%	1	2.4%
	2 A little worse	134	14.7%	14	21.4%	4	9.6%	2	5.6%	3	10.2%
	3 Neither better nor worse	269	29.5%	15	23.1%	7	16.9%	6	20.7%	3	11.9%
	4 A little better	370	40.5%	21	33.8%	13	32.4%	11	36.2%	19	67.7%
	5 A lot better	89	9.7%	7	10.5%	11	29.4%	7	23.3%	2	7.8%
Total		914	100.0%	63	100.0%	39	100.0%	31	100.0%	28	100.0%
How do you think future growth and development in Albemarle will affect - Rural character/beauty	1 A lot worse	385	36.3%	3	3.8%	9	22.3%	11	33.2%	17	49.5%
	2 A little worse	360	34.0%	25	33.6%	6	15.5%	13	42.0%	11	32.2%
	3 Neither better nor worse	234	22.1%	24	32.5%	14	34.8%	7	22.7%	3	7.7%
	4 A little better	62	5.9%	15	20.8%	5	11.9%	1	2.1%	2	6.3%
	5 A lot better	17	1.6%	7	9.3%	6	15.4%			1	4.3%
Total		1059	100.0%	73	100.0%	39	100.0%	32	100.0%	34	100.0%
How do you think future growth and development in Albemarle will affect - Safety	1 A lot worse	127	12.6%	3	4.3%	4	10.8%	4	13.7%	3	10.6%
	2 A little worse	330	32.7%	17	24.9%	8	19.7%	12	36.5%	19	56.4%
	3 Neither better nor worse	443	43.9%	29	41.8%	14	34.5%	14	43.4%	9	26.4%
	4 A little better	88	8.7%	14	19.7%	10	24.3%	1	2.1%	2	6.6%
	5 A lot better	21	2.1%	7	9.4%	4	10.6%	1	4.3%		
Total		1008	100.0%	70	100.0%	41	100.0%	32	100.0%	33	100.0%
How do you think future growth and development in Albemarle will affect - Overall quality of living	1 A lot worse	137	13.0%	3	3.9%	4	10.6%	4	11.3%	7	20.3%
	2 A little worse	379	36.1%	26	33.2%	4	10.4%	9	28.4%	16	44.5%
	3 Neither better nor worse	340	32.4%	20	25.8%	13	33.3%	13	40.6%	9	25.2%
	4 A little better	161	15.4%	19	24.7%	9	22.5%	5	15.5%	2	5.6%
	5 A lot better	33	3.2%	10	12.4%	9	23.2%	1	4.2%	1	4.3%
Total		1050	100.0%	77	100.0%	40	100.0%	32	100.0%	35	100.0%
How do you think future growth and development in	1 A lot worse	50	64.7%	4	47.0%	3	54.2%	8	88.8%	4	67.7%
	2 A little worse	14	18.8%	1	15.9%	1	12.1%				

		Race/ethnicity									
		White		Black or African American		Asian		Hispanic/ Latinx		Multiracial/ Another race	
		wN	w%	wN	w%	wN	w%	wN	w%	wN	w%
Albemarle will affect - Something else (please specify):	3 Neither better nor worse	5	7.0%	3	37.1%			1	11.2%		
	4 A little better	3	4.1%							1	10.8%
	5 A lot better	4	5.3%			2	33.7%			1	21.6%
Total		77	100.0%	8	100.0%	6	100.0%	9	100.0%	6	100.0%
Agreement that- Residential development of the land in the County is happening too quickly	1 Strongly agree	434	42.4%	24	31.9%	9	23.9%	15	51.0%	18	52.2%
	2 Somewhat agree	395	38.6%	33	44.6%	15	40.9%	10	34.1%	11	33.3%
	3 Somewhat disagree	142	13.9%	16	21.7%	6	15.9%	3	10.3%	5	14.5%
	4 Strongly disagree	53	5.1%	1	1.7%	7	19.4%	1	4.6%		
Total		1024	100.0%	74	100.0%	37	100.0%	29	100.0%	34	100.0%
Agreement that- Commercial development of the land in the County is happening too quickly	1 Strongly agree	291	30.1%	8	12.0%	3	9.7%	8	27.9%	13	38.9%
	2 Somewhat agree	361	37.2%	32	46.3%	13	38.2%	10	33.3%	12	35.5%
	3 Somewhat disagree	261	27.0%	25	35.8%	11	33.4%	8	27.2%	7	19.8%
	4 Strongly disagree	55	5.7%	4	5.9%	6	18.6%	3	11.6%	2	5.9%
Total		968	100.0%	69	100.0%	34	100.0%	29	100.0%	34	100.0%
Agreement that- It is more important to preserve farmland in the County than it is to have more development	1 Strongly agree	434	41.7%	30	49.9%	8	24.2%	15	46.4%	15	43.4%
	2 Somewhat agree	372	35.7%	12	20.0%	9	28.0%	12	37.5%	13	38.6%
	3 Somewhat disagree	187	17.9%	12	19.0%	10	30.8%	4	11.8%	5	15.5%
	4 Strongly disagree	49	4.7%	7	11.1%	6	16.9%	1	4.3%	1	2.4%
Total		1042	100.0%	61	100.0%	33	100.0%	31	100.0%	35	100.0%
Agreement that- It is important to have less development in the County even if it means you may pay more in taxes	1 Strongly agree	179	17.7%	3	4.0%	4	10.2%	7	24.4%	6	19.8%
	2 Somewhat agree	393	38.9%	12	18.0%	9	24.8%	5	16.6%	14	44.5%
	3 Somewhat disagree	303	30.0%	26	38.3%	14	40.7%	10	36.1%	8	27.2%
	4 Strongly disagree	135	13.4%	27	39.7%	8	24.2%	6	22.9%	3	8.5%
Total		1009	100.0%	68	100.0%	35	100.0%	27	100.0%	31	100.0%
Agreement that- It is better to have more homes on smaller lots and set aside areas for open space in order to permanently preserve land and	1 Strongly agree	294	28.5%	18	25.9%	7	18.2%	8	27.0%	12	38.1%
	2 Somewhat agree	407	39.4%	25	35.8%	18	47.7%	14	44.9%	10	32.7%
	3 Somewhat disagree	227	22.0%	18	26.2%	11	28.8%	3	10.5%	4	11.7%
	4 Strongly disagree	104	10.1%	8	12.2%	2	5.3%	5	17.6%	5	17.5%

		Race/ethnicity									
		White		Black or African American		Asian		Hispanic/ Latinx		Multiracial/ Another race	
		wN	w%	wN	w%	wN	w%	wN	w%	wN	w%
maintain the character of the community											
Total		1032	100.0%	70	100.0%	38	100.0%	31	100.0%	31	100.0%
Agreement that- It is better to have neighborhoods in which there is a mix of low-, middle-, and high-income housing options	1 Strongly agree	333	32.3%	31	39.6%	7	20.1%	7	23.9%	7	24.4%
	2 Somewhat agree	408	39.6%	35	45.6%	15	42.3%	10	33.6%	14	45.1%
	3 Somewhat disagree	192	18.6%	4	5.5%	10	27.9%	3	10.3%	5	16.3%
	4 Strongly disagree	99	9.6%	7	9.2%	3	9.7%	10	32.2%	4	14.2%
Total		1032	100.0%	78	100.0%	35	100.0%	31	100.0%	30	100.0%
Agreement that- It is better to have neighborhoods in which there is a mix of housing options and small-scale retail and office development	1 Strongly agree	242	23.6%	22	30.8%	13	33.3%	6	19.0%	7	21.3%
	2 Somewhat agree	519	50.6%	34	47.5%	17	45.0%	11	33.6%	13	40.6%
	3 Somewhat disagree	188	18.3%	10	14.0%	5	13.9%	7	22.4%	6	17.7%
	4 Strongly disagree	77	7.5%	5	7.7%	3	7.8%	8	25.0%	6	20.4%
Total		1025	100.0%	71	100.0%	38	100.0%	32	100.0%	32	100.0%
Thinking about transportation in Albemarle County, please tell us whether you have concerns about - Traffic congestion	1 Very concerned	488	44.0%	35	40.4%	15	37.0%	11	32.3%	18	51.1%
	2 Concerned	320	28.9%	24	27.7%	10	24.3%	16	47.9%	14	38.9%
	3 Somewhat concerned	162	14.6%	11	12.6%	9	22.9%	3	8.9%	2	4.3%
	4 Slightly concerned	88	7.9%	8	9.4%	4	9.7%	4	10.9%	1	1.9%
	5 Not at all concerned	50	4.5%	9	10.0%	2	6.1%			1	3.8%
Total		1107	100.0%	86	100.0%	40	100.0%	34	100.0%	35	100.0%
Thinking about transportation in Albemarle County, please tell us whether you have concerns about - Road quality	1 Very concerned	247	22.5%	27	31.5%	5	13.2%	7	19.7%	11	30.3%
	2 Concerned	312	28.5%	20	23.8%	7	17.2%	10	30.2%	12	34.3%
	3 Somewhat concerned	220	20.0%	17	20.4%	12	29.1%	5	15.9%	6	17.4%
	4 Slightly concerned	144	13.2%	10	11.4%	9	22.9%	6	16.6%	3	8.0%
	5 Not at all concerned	173	15.8%	11	12.9%	7	17.6%	6	17.6%	3	10.0%
Total		1096	100.0%	86	100.0%	40	100.0%	34	100.0%	35	100.0%
Thinking about transportation in Albemarle County, please tell us whether you have	1 Very concerned	309	30.1%	25	30.3%	14	37.2%	14	40.3%	14	41.3%
	2 Concerned	252	24.5%	19	22.9%	3	8.7%	4	11.1%	8	22.9%
	3 Somewhat concerned	200	19.4%	11	13.4%	10	27.2%	10	30.8%	3	8.0%

		Race/ethnicity									
		White		Black or African American		Asian		Hispanic/ Latinx		Multiracial/ Another race	
		wN	w%	wN	w%	wN	w%	wN	w%	wN	w%
concerns about - Safety related to bicycling	4 Slightly concerned	140	13.6%	16	19.9%	5	12.9%	3	10.0%	6	17.2%
	5 Not at all concerned	126	12.3%	11	13.6%	5	14.0%	3	7.8%	3	10.6%
Total		1027	100.0%	81	100.0%	37	100.0%	34	100.0%	33	100.0%
Thinking about transportation in Albemarle County, please tell us whether you have concerns about - Pedestrian safety	1 Very concerned	266	24.5%	28	34.1%	9	23.9%	11	34.5%	15	44.0%
	2 Concerned	303	28.0%	29	34.8%	9	23.6%	8	25.4%	10	28.5%
	3 Somewhat concerned	228	21.1%	4	5.2%	10	26.4%	5	14.5%	3	8.6%
	4 Slightly concerned	174	16.1%	10	12.6%	4	11.3%	6	18.9%	7	18.8%
	5 Not at all concerned	112	10.3%	11	13.3%	6	14.7%	2	6.7%		
Total		1083	100.0%	83	100.0%	40	100.0%	32	100.0%	35	100.0%
Thinking about transportation in Albemarle County, please tell us whether you have concerns about - Residential parking	1 Very concerned	132	12.5%	19	24.5%	6	14.3%	5	15.6%	9	25.1%
	2 Concerned	195	18.4%	22	27.5%	8	21.6%	4	11.9%	9	27.1%
	3 Somewhat concerned	204	19.3%	5	6.9%	6	16.3%	5	14.4%	6	17.1%
	4 Slightly concerned	167	15.8%	10	13.2%	10	27.0%	6	17.1%	4	11.3%
	5 Not at all concerned	360	34.0%	22	27.8%	8	20.8%	14	41.0%	7	19.3%
Total		1059	100.0%	79	100.0%	39	100.0%	34	100.0%	35	100.0%
Thinking about transportation in Albemarle County, please tell us whether you have concerns about - Commercial/retail parking	1 Very concerned	140	12.9%	15	19.3%	4	9.8%	3	10.4%	6	16.6%
	2 Concerned	206	19.0%	19	24.0%	10	26.8%	4	12.9%	7	20.9%
	3 Somewhat concerned	215	19.9%	8	10.0%	9	22.4%	3	9.1%	6	17.2%
	4 Slightly concerned	176	16.3%	13	16.4%	6	16.2%	6	18.0%	8	22.3%
	5 Not at all concerned	346	31.9%	24	30.3%	10	24.8%	17	49.6%	8	23.1%
Total		1083	100.0%	80	100.0%	39	100.0%	33	100.0%	35	100.0%
How important is it for Albemarle County to allocate tax dollars to - Parks and recreation facilities, programs, and services	1 Very important	394	36.5%	29	36.8%	9	23.0%	10	31.1%	9	26.5%
	2 Important	399	36.9%	40	50.0%	19	47.6%	14	41.5%	16	45.6%
	3 Somewhat important	209	19.3%	8	9.8%	9	22.2%	6	19.3%	6	16.0%
	4 Slightly important	64	6.0%	3	3.5%	3	7.2%			4	11.8%
	5 Not at all important	15	1.3%					3	8.1%		
Total		1081	100.0%	79	100.0%	40	100.0%	33	100.0%	35	100.0%
How important is it for Albemarle County to allocate tax dollars to - Improvements	1 Very important	481	43.8%	38	47.4%	17	43.1%	16	47.1%	16	46.9%
	2 Important	400	36.5%	33	40.9%	16	40.9%	10	28.7%	11	32.8%
	3 Somewhat important	157	14.3%	4	4.6%	5	12.9%	3	10.1%	5	14.2%

		Race/ethnicity									
		White		Black or African American		Asian		Hispanic/ Latinx		Multiracial/ Another race	
		wN	w%	wN	w%	wN	w%	wN	w%	wN	w%
to roads, bike/pedestrian paths, and public transit	4 Slightly important	47	4.3%	6	7.2%	1	3.2%	3	10.0%	2	6.2%
	5 Not at all important	11	1.0%					1	4.1%		
Total		1096	100.0%	80	100.0%	40	100.0%	33	100.0%	35	100.0%
How important is it for Albemarle County to allocate tax dollars to - Improvement/Expansion of school facilities	1 Very important	426	41.6%	49	64.8%	15	41.2%	9	32.2%	12	36.9%
	2 Important	373	36.4%	23	30.1%	9	24.1%	12	40.5%	8	26.8%
	3 Somewhat important	151	14.7%	1	1.4%	10	27.5%	4	14.6%	8	25.2%
	4 Slightly important	55	5.3%	3	3.6%	3	7.2%	2	5.8%	1	2.7%
	5 Not at all important	20	2.0%					2	6.9%	3	8.4%
Total		1025	100.0%	75	100.0%	38	100.0%	29	100.0%	31	100.0%
How important is it for Albemarle County to allocate tax dollars to - Improvement/Expansion of other public buildings and facilities	1 Very important	72	7.2%	24	33.5%	6	16.2%	1	4.5%	1	4.4%
	2 Important	262	26.1%	23	31.7%	8	22.5%	7	22.0%	10	29.3%
	3 Somewhat important	396	39.4%	14	19.6%	12	32.3%	14	44.3%	11	32.5%
	4 Slightly important	192	19.1%	7	10.2%	8	20.3%	5	16.5%	5	14.2%
	5 Not at all important	83	8.2%	4	5.0%	3	8.7%	4	12.7%	7	19.6%
Total		1005	100.0%	73	100.0%	38	100.0%	32	100.0%	34	100.0%
How important is it for Albemarle County to allocate tax dollars to - Improvements to rural broadband access	1 Very important	355	34.5%	36	51.9%	10	27.7%	8	23.1%	11	31.4%
	2 Important	291	28.3%	18	25.9%	5	12.3%	13	38.0%	11	31.6%
	3 Somewhat important	210	20.4%	10	14.9%	18	47.1%	3	9.1%	5	14.8%
	4 Slightly important	120	11.6%	4	5.5%	4	11.0%	5	15.7%	6	18.2%
	5 Not at all important	54	5.3%	1	1.9%	1	1.9%	5	14.1%	1	3.9%
Total		1030	100.0%	70	100.0%	37	100.0%	33	100.0%	33	100.0%
How important is it for Albemarle County to allocate tax dollars to - Ensuring there is affordable housing in the county	1 Very important	475	43.7%	69	83.8%	15	40.8%	12	38.3%	22	63.7%
	2 Important	307	28.2%	9	11.0%	6	14.7%	7	21.9%	2	5.6%
	3 Somewhat important	173	15.9%	4	5.2%	9	24.0%	4	14.2%	1	3.8%
	4 Slightly important	92	8.5%			5	13.7%	3	10.7%	5	15.6%
	5 Not at all important	41	3.8%			3	6.8%	5	14.8%	4	11.3%
Total		1087	100.0%	83	100.0%	38	100.0%	31	100.0%	35	100.0%
How important is it for Albemarle County to allocate	1 Very important	514	46.8%	43	54.9%	16	40.7%	16	47.6%	23	65.9%
	2 Important	324	29.5%	20	26.1%	11	28.1%	10	30.5%	7	20.9%

		Race/ethnicity									
		White		Black or African American		Asian		Hispanic/Latinx		Multiracial/Another race	
		wN	w%	wN	w%	wN	w%	wN	w%	wN	w%
tax dollars to - Protection and management of land to support native plants/wildlife	3 Somewhat important	154	14.0%	6	8.2%	8	21.1%	4	12.8%	2	5.6%
	4 Slightly important	77	7.0%	8	10.7%	3	8.3%	2	5.0%	3	7.5%
	5 Not at all important	29	2.6%			1	1.8%	1	4.0%		
Total		1098	100.0%	78	100.0%	40	100.0%	34	100.0%	35	100.0%
How important is it for Albemarle County to allocate tax dollars to - Other (please specify)	1 Very important	48	78.8%	5	79.8%	1	39.1%	3	100.0%	6	100.0%
	2 Important	7	11.7%	1	20.2%						
	3 Somewhat important	4	5.8%			1	39.1%				
	4 Slightly important	1	1.1%								
	5 Not at all important	2	2.6%			1	21.9%				
Total		61	100.0%	6	100.0%	3	100.0%	3	100.0%	6	100.0%
How important do you consider - Having an energy-efficient home	1 Very important	500	45.2%	61	73.7%	18	45.4%	19	58.7%	13	37.8%
	2 Important	446	40.3%	17	20.9%	13	32.9%	10	30.9%	15	41.8%
	3 Somewhat important	124	11.3%	4	5.4%	5	13.3%	2	6.4%	5	14.2%
	4 Slightly important	24	2.2%			3	6.6%			2	6.1%
	5 Not at all important	12	1.1%			1	1.8%	1	4.1%		
Total		1105	100.0%	83	100.0%	40	100.0%	33	100.0%	35	100.0%
How important do you consider - Living close to work in order to save energy	1 Very important	230	23.0%	28	37.2%	18	46.0%	10	28.6%	9	25.7%
	2 Important	397	39.7%	17	22.6%	13	33.6%	10	30.1%	11	32.4%
	3 Somewhat important	238	23.7%	17	22.9%	4	9.3%	9	27.2%	6	17.6%
	4 Slightly important	89	8.9%	5	6.7%	3	7.0%	1	2.4%	3	9.7%
	5 Not at all important	47	4.7%	8	10.6%	2	4.0%	4	11.7%	5	14.5%
Total		1001	100.0%	76	100.0%	39	100.0%	33	100.0%	34	100.0%
How important do you consider - Protecting the native plants and animals in Albemarle County	1 Very important	479	43.1%	33	40.4%	19	49.0%	17	49.9%	20	57.3%
	2 Important	362	32.6%	20	24.7%	10	24.9%	10	29.8%	8	23.9%
	3 Somewhat important	170	15.3%	11	13.7%	5	12.9%	4	11.2%	2	6.3%
	4 Slightly important	77	7.0%	13	16.5%	5	11.5%	2	5.0%	3	8.2%
	5 Not at all important	22	2.0%	4	4.7%	1	1.8%	1	4.0%	1	4.3%
Total		1110	100.0%	81	100.0%	40	100.0%	34	100.0%	34	100.0%
How important do you consider - Albemarle County	1 Very important	539	48.7%	35	42.5%	22	54.5%	24	69.6%	16	45.3%
	2 Important	362	32.7%	17	21.3%	9	23.6%	7	20.6%	8	23.9%

		Race/ethnicity									
		White		Black or African American		Asian		Hispanic/ Latinx		Multiracial/ Another race	
		wN	w%	wN	w%	wN	w%	wN	w%	wN	w%
supporting and investing in recycling programs	3 Somewhat important	151	13.7%	18	22.6%	6	15.0%	1	3.9%	7	20.4%
	4 Slightly important	43	3.9%	7	8.1%	1	2.2%	1	1.9%	1	1.9%
	5 Not at all important	11	1.0%	4	5.5%	2	4.7%	1	4.0%	3	8.5%
Total		1108	100.0%	81	100.0%	40	100.0%	34	100.0%	35	100.0%
How important do you consider - Albemarle County taking steps to address climate change	1 Very important	536	49.0%	47	59.0%	20	49.4%	22	63.6%	16	45.5%
	2 Important	233	21.3%	12	15.1%	10	25.5%	6	17.9%	5	13.5%
	3 Somewhat important	132	12.1%	15	18.3%	5	11.8%	2	5.6%	6	17.5%
	4 Slightly important	77	7.0%	5	5.9%	1	3.6%	1	3.1%	3	7.5%
	5 Not at all important	115	10.5%	1	1.6%	4	9.7%	3	9.8%	6	16.0%
Total		1094	100.0%	80	100.0%	40	100.0%	34	100.0%	35	100.0%
Are you aware of the VIP gold card for Albemarle residents aged 60 years and older that provides discounts to events?	1 Yes, I have one	34	3.1%	1	1.3%					1	1.9%
	2 Yes, I have heard of it but don't have one	86	7.7%	17	20.4%	3	8.2%	3	10.2%		
	3 No, never heard of it	995	89.2%	67	78.4%	36	91.8%	31	89.8%	34	98.1%
Total		1115	100.0%	86	100.0%	40	100.0%	34	100.0%	34	100.0%
In the last two years, have you had any interactions with Albemarle County Police officers?	1 Yes	394	35.9%	31	37.7%	10	25.2%	18	53.9%	21	59.3%
	2 No	705	64.1%	51	62.3%	28	74.8%	16	46.1%	14	40.7%
Total		1100	100.0%	82	100.0%	38	100.0%	34	100.0%	35	100.0%
How would you rate the overall quality of your interaction(s) with the police officer(s)?	1 Very good	237	59.3%	17	55.2%	4	36.5%	15	79.1%	17	80.1%
	2 Good	79	19.8%	7	22.8%	5	54.7%	1	4.3%	2	10.4%
	3 Acceptable	36	9.1%	3	8.9%	1	8.8%	2	13.0%	1	3.2%
	4 Poor	17	4.3%							1	3.2%
	5 Very poor	17	4.2%	1	4.2%			1	3.6%		
	6 I had multiple interactions and they differed in their quality	13	3.2%	3	8.9%					1	3.2%
Total		400	100.0%	31	100.0%	10	100.0%	18	100.0%	21	100.0%

		Race/ethnicity									
		White		Black or African American		Asian		Hispanic/ Latinx		Multiracial/ Another race	
		wN	w%	wN	w%	wN	w%	wN	w%	wN	w%
Do you have working smoke detectors in your home?	1 Yes	844	98.0%	67	100.0%	33	100.0%	30	97.9%	28	100.0%
	2 No	17	2.0%					1	2.1%		
Total		861	100.0%	67	100.0%	33	100.0%	31	100.0%	28	100.0%
How often do you or someone else in your home test the smoke detectors?	1 A few times a month	9	1.1%	5	8.1%	1	4.3%	1	3.0%		
	2 Monthly	51	6.6%	19	30.8%	4	12.1%	3	12.2%	4	16.3%
	3 A few times a year	331	42.6%	26	41.1%	10	32.6%	4	14.4%	11	43.7%
	4 Annually	309	39.8%	8	12.9%	11	38.0%	19	65.3%	8	29.6%
	5 We haven't tested them	77	9.9%	4	7.1%	4	12.9%	1	5.1%	3	10.4%
Total		776	100.0%	63	100.0%	30	100.0%	28	100.0%	25	100.0%
How safe or unsafe do you feel - At home in the daytime	1 Very safe	769	88.0%	59	87.0%	31	92.8%	29	91.3%	24	86.9%
	2 Somewhat safe	97	11.1%	9	13.0%	2	7.2%	3	8.7%	2	7.7%
	3 Somewhat unsafe	5	0.5%							1	5.4%
	4 Very unsafe	3	0.3%								
Total		874	100.0%	68	100.0%	33	100.0%	32	100.0%	28	100.0%
How safe or unsafe do you feel - At home at night	1 Very safe	609	69.9%	39	57.1%	23	68.3%	21	65.7%	19	67.4%
	2 Somewhat safe	246	28.3%	29	42.9%	11	31.7%	9	29.7%	8	27.9%
	3 Somewhat unsafe	12	1.3%					1	4.6%	1	4.7%
	4 Very unsafe	5	0.6%								
Total		872	100.0%	68	100.0%	33	100.0%	32	100.0%	28	100.0%
How safe or unsafe do you feel - In commercial areas in the daytime	1 Very safe	572	65.9%	41	62.3%	22	70.2%	20	63.9%	13	48.5%
	2 Somewhat safe	280	32.2%	25	37.7%	8	26.1%	11	34.0%	14	49.2%
	3 Somewhat unsafe	13	1.5%			1	3.7%	1	2.1%	1	2.4%
	4 Very unsafe	3	0.4%								
Total		869	100.0%	65	100.0%	31	100.0%	32	100.0%	28	100.0%
How safe or unsafe do you feel - In commercial areas at night	1 Very safe	195	23.2%	23	35.6%	5	17.4%	7	24.7%	3	10.9%
	2 Somewhat safe	451	53.6%	34	51.8%	16	53.0%	17	58.1%	16	64.2%
	3 Somewhat unsafe	170	20.2%	7	10.0%	9	29.6%	4	14.9%	6	24.9%
	4 Very unsafe	25	3.0%	2	2.6%			1	2.3%		
Total		841	100.0%	66	100.0%	31	100.0%	29	100.0%	25	100.0%
	1 Very safe	373	50.9%	21	36.3%	11	37.8%	22	73.9%	6	22.5%

		Race/ethnicity									
		White		Black or African American		Asian		Hispanic/ Latinx		Multiracial/ Another race	
		wN	w%	wN	w%	wN	w%	wN	w%	wN	w%
How safe or unsafe do you feel - Walking/biking trails in the daytime	2 Somewhat safe	310	42.2%	25	43.0%	17	56.0%	7	23.9%	19	74.9%
	3 Somewhat unsafe	40	5.5%	8	14.1%	2	6.2%	1	2.2%		
	4 Very unsafe	10	1.3%	4	6.7%					1	2.6%
Total		733	100.0%	57	100.0%	30	100.0%	30	100.0%	25	100.0%
How safe or unsafe do you feel - Walking/biking trails at night	1 Very safe	50	8.3%	11	20.0%	2	6.7%	1	5.0%	2	7.1%
	2 Somewhat safe	180	30.0%	20	35.5%	5	18.6%	9	43.0%	9	42.7%
	3 Somewhat unsafe	217	36.2%	7	12.6%	13	49.3%	4	21.3%	4	19.6%
	4 Very unsafe	154	25.6%	18	31.9%	7	25.4%	6	30.7%	6	30.6%
Total		601	100.0%	56	100.0%	27	100.0%	21	100.0%	21	100.0%
Do you currently have children (18 years and younger) living in the home?	1 Yes	204	22.6%	17	25.7%	16	45.7%	10	31.1%	8	27.2%
	2 No	696	77.4%	49	74.3%	18	54.3%	22	68.9%	21	72.8%
Total		900	100.0%	66	100.0%	34	100.0%	32	100.0%	29	100.0%
Do any of your children in the home attend Albemarle public schools?	1 Yes	131	64.3%	17	100.0%	13	83.6%	8	79.9%	5	67.1%
	2 No	72	35.7%			3	16.4%	2	20.1%	3	32.9%
Total		203	100.0%	17	100.0%	16	100.0%	10	100.0%	8	100.0%
Thinking of your children who attend Albemarle public schools, how safe do you feel your kids are while they are at school during the day?	1 Very safe	63	49.1%	11	67.7%	7	50.5%	5	60.1%	5	87.7%
	2 Somewhat safe	54	42.3%	5	32.3%	5	36.0%	2	31.5%	1	12.3%
	3 Somewhat unsafe	10	8.0%			1	5.5%	1	8.4%		
	4 Very unsafe	1	0.6%			1	8.1%				
Total		128	100.0%	17	100.0%	13	100.0%	8	100.0%	5	100.0%
On a scale of 1 to 10, how welcome do you feel in Albemarle County?	1 1 (Not at all welcome)	3	0.3%								
	2 2	6	0.5%	2	2.0%						
	3 3	16	1.5%					1	1.9%	1	1.9%
	4 4	7	0.6%	3	3.2%	1	2.1%	1	1.9%		
	5 5	36	3.2%	10	12.3%	1	2.6%	1	3.8%	2	6.2%
	6 6	40	3.6%	3	3.6%	2	5.1%			3	8.1%

		Race/ethnicity									
		White		Black or African American		Asian		Hispanic/Latinx		Multiracial/Another race	
		wN	w%	wN	w%	wN	w%	wN	w%	wN	w%
	7 7	104	9.3%	12	14.6%	2	4.5%	3	7.2%	2	6.1%
	8 8	234	20.9%	12	13.9%	15	36.2%	8	23.5%	10	29.5%
	9 9	259	23.2%	12	14.2%	12	29.2%	10	27.9%	8	22.2%
	10 10 (Very welcome)	414	37.0%	30	36.2%	8	20.4%	12	33.9%	9	26.0%
Total		1119	100.0%	84	100.0%	41	100.0%	35	100.0%	35	100.0%
On a scale of 1 to 10, how would you rate your sense of belonging in Albemarle County?	1 1 (No sense of belonging)	8	0.7%								
	2 2	13	1.1%	2	2.0%						
	3 3	18	1.6%					1	1.9%	1	3.8%
	4 4	20	1.8%	4	4.8%	1	2.1%	1	1.9%	1	3.8%
	5 5	68	6.1%	14	16.1%	4	8.7%	2	5.6%	2	5.6%
	6 6	58	5.2%	3	3.6%	2	5.1%	2	6.0%	5	14.8%
	7 7	138	12.3%	8	9.3%	6	14.4%	7	20.5%	3	8.0%
	8 8	247	22.1%	12	14.1%	13	31.7%	10	28.3%	11	30.0%
	9 9	241	21.6%	17	19.7%	10	23.4%	4	11.5%	5	15.6%
	10 10 (Very strong sense of belonging)	306	27.4%	26	30.4%	6	14.6%	8	24.3%	6	18.4%
Total		1116	100.0%	84	100.0%	41	100.0%	35	100.0%	35	100.0%
On a scale of 1 to 10, how would you rate your sense of belonging in the neighborhood/area where you live?	1 1 (No sense of belonging)	14	1.2%			1	2.6%	1	1.9%		
	2 2	11	1.0%								
	3 3	22	2.0%	9	10.5%					1	1.9%
	4 4	33	3.0%			1	2.1%	2	4.9%	1	1.9%
	5 5	53	4.7%	6	7.3%	1	2.1%	2	4.9%	1	3.8%
	6 6	72	6.4%	3	3.1%	4	8.9%			4	11.0%
	7 7	95	8.5%	4	4.8%	4	8.9%	2	4.8%	4	12.3%
	8 8	194	17.4%	14	16.5%	13	32.6%	7	20.0%	6	16.7%
	9 9	238	21.3%	16	19.2%	9	23.0%	6	18.4%	11	32.7%
	10 10 (Very strong sense of belonging)	384	34.4%	32	38.5%	8	19.9%	16	45.1%	7	19.8%
Total		1116	100.0%	84	100.0%	41	100.0%	35	100.0%	35	100.0%
	1 Very satisfied	172	18.2%	16	23.8%	3	10.1%	3	13.4%	5	16.4%

		Race/ethnicity									
		White		Black or African American		Asian		Hispanic/ Latinx		Multiracial/ Another race	
		wN	w%	wN	w%	wN	w%	wN	w%	wN	w%
How satisfied are you with the extent to which you have opportunities to voice your concerns as a county resident?	2 Satisfied	371	39.3%	28	42.1%	14	47.7%	8	33.6%	13	44.0%
	3 Somewhat satisfied	233	24.7%	12	17.9%	10	34.5%	4	15.8%	5	16.4%
	4 Slightly satisfied	100	10.6%	5	8.0%	2	7.6%	6	27.2%	3	9.0%
	5 Not at all satisfied	69	7.3%	5	8.2%			2	10.0%	4	14.1%
	Total	945	100.0%	67	100.0%	30	100.0%	24	100.0%	29	100.0%
How satisfied are you with the amount of diversity in Albemarle County government agencies?	1 Very satisfied	92	14.1%	8	11.6%	4	14.0%	3	15.9%	4	15.8%
	2 Satisfied	240	36.8%	12	17.6%	15	52.1%	7	37.8%	10	38.0%
	3 Somewhat satisfied	169	25.9%	18	24.9%	6	20.4%	2	12.1%	8	29.4%
	4 Slightly satisfied	91	14.0%	19	26.7%	2	6.3%	3	16.4%	1	2.4%
	5 Not at all satisfied	60	9.2%	14	19.2%	2	7.2%	3	17.8%	4	14.4%
Total		652	100.0%	71	100.0%	29	100.0%	19	100.0%	27	100.0%
How satisfied are you with the level of communication from Albemarle County government?	1 Very satisfied	49	5.4%	5	8.1%	3	9.2%	1	3.8%	2	5.4%
	2 Satisfied	329	36.2%	15	22.9%	11	36.5%	5	22.1%	8	29.6%
	3 Somewhat satisfied	274	30.1%	26	37.7%	11	37.1%	4	17.2%	10	36.4%
	4 Slightly satisfied	152	16.7%	16	23.8%	3	11.8%	8	34.5%	3	11.9%
	5 Not at all satisfied	106	11.6%	5	7.5%	2	5.4%	5	22.4%	5	16.7%
Total		910	100.0%	68	100.0%	29	100.0%	22	100.0%	28	100.0%
How important is it to you to live in a diverse and multicultural community?	1 Very important	266	24.7%	34	41.5%	19	46.7%	9	26.2%	10	30.0%
	2 Important	362	33.7%	36	43.9%	18	46.2%	10	29.6%	10	29.1%
	3 Somewhat important	223	20.7%	5	6.3%	3	7.1%	2	6.9%	7	21.1%
	4 Slightly important	104	9.7%	4	4.9%			7	21.3%	3	9.1%
	5 Not at all important	120	11.2%	3	3.3%			5	16.0%	3	10.6%
Total		1075	100.0%	82	100.0%	40	100.0%	34	100.0%	33	100.0%
How important do you think it is for people who work in Albemarle County to be able to live in Albemarle County?	1 Very important	493	45.1%	34	43.6%	14	36.5%	12	37.8%	15	45.5%
	2 Important	341	31.2%	29	37.0%	15	37.8%	12	37.6%	9	27.7%
	3 Somewhat important	174	15.9%	5	6.5%	6	16.2%	3	10.5%	5	16.1%
	4 Slightly important	48	4.4%	3	3.5%			2	6.0%	1	4.6%
	5 Not at all important	37	3.4%	7	9.5%	4	9.5%	3	8.1%	2	6.1%
Total		1094	100.0%	79	100.0%	38	100.0%	33	100.0%	32	100.0%

		Race/ethnicity									
		White		Black or African American		Asian		Hispanic/ Latinx		Multiracial/ Another race	
		wN	w%	wN	w%	wN	w%	wN	w%	wN	w%
How important do you think it is for there to be affordable housing options in all parts of the County?	1 Very important	505	45.9%	62	75.5%	22	54.4%	14	45.5%	19	55.7%
	2 Important	301	27.4%	18	22.4%	6	14.8%	8	25.6%	6	16.4%
	3 Somewhat important	157	14.2%	2	2.1%	8	18.8%	4	12.1%	6	16.4%
	4 Slightly important	72	6.5%			3	7.6%	3	8.3%	1	1.9%
	5 Not at all important	65	5.9%			2	4.5%	3	8.5%	3	9.6%
Total		1100	100.0%	82	100.0%	41	100.0%	32	100.0%	34	100.0%
Generally, how often can you trust your local government to do what is right?	1 All the time	18	1.8%	3	3.5%	2	5.5%	1	3.0%	1	2.1%
	2 Most of the time	422	44.0%	30	38.0%	21	58.7%	11	39.5%	16	51.6%
	3 Some of the time	392	40.8%	37	47.0%	10	29.1%	7	24.3%	6	20.1%
	4 Seldom	111	11.5%	5	6.5%	2	6.7%	6	21.7%	7	21.9%
	5 Never	18	1.8%	4	5.1%			3	11.5%	1	4.3%
Total		960	100.0%	79	100.0%	36	100.0%	29	100.0%	31	100.0%
How satisfied are you with the transparency and honesty of Albemarle County government?	1 Very satisfied	50	6.3%	3	3.9%	6	21.9%	1	4.0%		
	2 Satisfied	294	37.2%	14	20.7%	11	44.2%	7	30.6%	11	41.3%
	3 Somewhat satisfied	299	37.9%	47	66.6%	5	17.8%	9	39.9%	9	33.1%
	4 Somewhat unsatisfied	101	12.8%	5	7.0%	2	6.1%	3	12.4%	5	20.5%
	5 Very unsatisfied	46	5.8%	1	1.8%	3	10.0%	3	13.1%	1	5.1%
Total		790	100.0%	70	100.0%	25	100.0%	22	100.0%	26	100.0%
Are you registered to vote in Albemarle County?	1 Yes	1049	94.0%	73	88.6%	22	54.7%	28	80.6%	33	95.7%
	2 No	67	6.0%	9	11.4%	18	45.3%	7	19.4%	1	4.3%
Total		1116	100.0%	83	100.0%	40	100.0%	35	100.0%	34	100.0%
Please rate your level of interest in community issues and local public affairs.	1 Not at all interested	31	2.7%			4	9.4%			1	1.9%
	2 Slightly interested	233	20.9%	22	26.2%	7	16.6%	9	26.0%	9	24.6%
	3 Moderately interested	440	39.4%	26	31.5%	16	38.2%	17	48.7%	9	24.6%
	4 Very interested	327	29.3%	34	41.0%	13	32.7%	6	18.9%	14	39.0%
	5 Extremely interested	86	7.7%	1	1.3%	1	3.1%	2	6.3%	3	9.9%
Total		1117	100.0%	83	100.0%	41	100.0%	34	100.0%	35	100.0%
Please rate your level of engagement in community issues and local public affairs.	1 Not at all engaged	223	19.9%	15	17.7%	15	35.8%	7	19.6%	9	27.1%
	2 Slightly engaged	427	38.1%	38	46.0%	11	27.8%	12	33.2%	6	17.9%
	3 Moderately engaged	383	34.1%	23	28.2%	12	28.6%	13	37.0%	16	45.1%

		Race/ethnicity									
		White		Black or African American		Asian		Hispanic/ Latinx		Multiracial/ Another race	
		wN	w%	wN	w%	wN	w%	wN	w%	wN	w%
	4 Very engaged	73	6.5%	7	8.0%	2	4.8%	4	10.1%	1	4.3%
	5 Extremely engaged	16	1.4%			1	3.1%			2	5.6%
Total		1121	100.0%	83	100.0%	41	100.0%	35	100.0%	35	100.0%
Do you wish you were more engaged than you currently are in community issues and local public affairs?	1 Yes	508	45.7%	52	67.6%	17	42.1%	22	64.0%	13	38.3%
	2 No	604	54.3%	25	32.4%	23	57.9%	13	36.0%	22	61.7%
Total		1113	100.0%	77	100.0%	40	100.0%	35	100.0%	35	100.0%
If you wanted to participate in community issues and local public affairs, do you think there is adequate opportunity for you to do so?	1 Yes	570	52.4%	22	29.0%	14	35.0%	15	42.6%	14	39.5%
	2 No	131	12.1%	16	21.1%	6	13.7%	5	14.2%	12	33.5%
	3 Not sure	386	35.5%	38	49.9%	21	51.3%	15	43.3%	9	27.0%
Total		1087	100.0%	76	100.0%	41	100.0%	34	100.0%	35	100.0%
To what extent might the following prevent you from attending an in-person Albemarle County meeting? - Time of day	1 Definitely would prevent	300	31.0%	22	33.7%	15	54.1%	13	42.5%	7	24.5%
	2 Might prevent	413	42.8%	28	44.3%	10	33.8%	15	49.9%	13	45.4%
	3 Would not prevent	253	26.2%	14	21.9%	3	12.2%	2	7.7%	8	30.1%
Total		967	100.0%	64	100.0%	28	100.0%	31	100.0%	28	100.0%
To what extent might the following prevent you from attending an in-person Albemarle County meeting? - Meeting location (too far)	1 Definitely would prevent	156	16.2%	8	13.5%	10	37.0%	5	15.7%	3	9.7%
	2 Might prevent	365	37.8%	22	36.5%	10	37.3%	12	38.9%	13	50.8%
	3 Would not prevent	444	46.0%	30	50.0%	7	25.6%	14	45.5%	10	39.5%
Total		966	100.0%	60	100.0%	28	100.0%	30	100.0%	26	100.0%
To what extent might the following prevent you from	1 Definitely would prevent	90	9.4%	3	5.1%	4	14.1%	1	4.4%	2	5.3%
	2 Might prevent	57	5.9%	8	14.1%	5	19.5%	4	11.8%	1	5.2%

		Race/ethnicity									
		White		Black or African American		Asian		Hispanic/ Latinx		Multiracial/ Another race	
		wN	w%	wN	w%	wN	w%	wN	w%	wN	w%
attending an in-person Albemarle County meeting? - Lack of transportation to meeting	3 Would not prevent	809	84.6%	47	80.7%	19	66.4%	25	83.8%	26	89.6%
Total		955	100.0%	59	100.0%	28	100.0%	30	100.0%	29	100.0%
To what extent might the following prevent you from attending an in-person Albemarle County meeting? - Duration of meetings (too long)	1 Definitely would prevent	113	12.0%	6	9.6%	12	43.1%	5	15.9%	1	3.0%
	2 Might prevent	493	52.3%	27	46.1%	10	36.4%	16	55.2%	12	44.5%
	3 Would not prevent	337	35.7%	26	44.4%	6	20.4%	8	28.9%	15	52.5%
Total		942	100.0%	58	100.0%	29	100.0%	29	100.0%	28	100.0%
To what extent might the following prevent you from attending an in-person Albemarle County meeting? - Format of meetings does not meet my needs	1 Definitely would prevent	91	11.8%	4	7.5%	5	17.8%	1	3.1%	1	6.0%
	2 Might prevent	312	40.7%	14	26.9%	11	40.3%	13	61.8%	9	39.3%
	3 Would not prevent	364	47.5%	34	65.6%	11	42.0%	8	35.1%	12	54.7%
Total		766	100.0%	51	100.0%	26	100.0%	21	100.0%	22	100.0%
To what extent might the following prevent you from attending an in-person Albemarle County meeting? - Child/adult care responsibilities	1 Definitely would prevent	70	8.7%	8	16.4%	9	33.1%	1	3.2%	2	8.4%
	2 Might prevent	106	13.1%	6	12.0%	4	14.9%	4	15.3%	3	14.6%
	3 Would not prevent	632	78.2%	34	71.6%	15	52.0%	21	81.6%	17	77.0%
Total		809	100.0%	48	100.0%	28	100.0%	25	100.0%	23	100.0%
How much of a source is the following for obtaining information about the County government - Daily Progress	1 Not a source	249	25.4%	17	25.4%	11	41.3%	13	46.3%	13	45.9%
	2 Minor source	345	35.3%	20	29.1%	8	27.8%	6	22.4%	7	22.6%
	3 Major source	385	39.3%	31	45.5%	8	30.9%	9	31.4%	9	31.6%
Total		979	100.0%	68	100.0%	27	100.0%	27	100.0%	29	100.0%

		Race/ethnicity									
		White		Black or African American		Asian		Hispanic/ Latinx		Multiracial/ Another race	
		wN	w%	wN	w%	wN	w%	wN	w%	wN	w%
How much of a source is the following for obtaining information about the County government - Charlottesville Tomorrow	1 Not a source	447	60.4%	24	49.4%	12	55.3%	14	63.9%	20	85.3%
	2 Minor source	195	26.3%	14	28.2%	6	28.2%	5	22.7%	2	8.3%
	3 Major source	98	13.2%	11	22.4%	3	16.5%	3	13.4%	1	6.3%
	Total	739	100.0%	49	100.0%	21	100.0%	22	100.0%	24	100.0%
How much of a source is the following for obtaining information about the County government - Cville Weekly	1 Not a source	248	26.6%	13	22.0%	9	35.1%	11	36.2%	5	17.6%
	2 Minor source	395	42.3%	24	41.2%	10	38.9%	11	37.1%	15	54.1%
	3 Major source	290	31.1%	21	36.8%	6	25.9%	8	26.7%	8	28.3%
	Total	934	100.0%	58	100.0%	25	100.0%	29	100.0%	27	100.0%
How much of a source is the following for obtaining information about the County government - Other media outlets (radio, local television stations)	1 Not a source	71	6.9%	3	3.6%	3	11.5%	3	9.6%	3	11.9%
	2 Minor source	305	29.6%	12	16.1%	8	29.2%	10	32.1%	7	23.1%
	3 Major source	655	63.5%	58	80.3%	16	59.2%	18	58.2%	19	64.9%
	Total	1030	100.0%	72	100.0%	28	100.0%	31	100.0%	29	100.0%
How much of a source is the following for obtaining information about the County government - Social media (Facebook, Twitter)	1 Not a source	429	47.0%	24	40.7%	8	29.4%	13	46.8%	11	37.7%
	2 Minor source	278	30.4%	11	18.8%	10	36.6%	6	20.0%	13	43.4%
	3 Major source	206	22.6%	24	40.4%	9	34.0%	10	33.2%	6	18.9%
	Total	913	100.0%	60	100.0%	28	100.0%	29	100.0%	29	100.0%
How much of a source is the following for obtaining information about the County government - County A-Mail (e-newsletter)	1 Not a source	534	71.6%	21	41.4%	11	48.5%	13	59.2%	19	76.3%
	2 Minor source	129	17.3%	11	21.7%	7	27.8%	6	25.0%	1	5.4%
	3 Major source	83	11.1%	19	36.9%	6	23.7%	4	15.8%	4	18.3%

		Race/ethnicity									
		White		Black or African American		Asian		Hispanic/ Latinx		Multiracial/ Another race	
		wN	w%	wN	w%	wN	w%	wN	w%	wN	w%
Total		746	100.0%	52	100.0%	23	100.0%	23	100.0%	24	100.0%
How much of a source is the following for obtaining information about the County government - County website	1 Not a source	344	37.6%	17	26.7%	10	36.7%	9	27.1%	10	31.9%
	2 Minor source	354	38.6%	23	37.8%	9	32.0%	11	33.9%	11	35.3%
	3 Major source	218	23.8%	22	35.5%	8	31.2%	12	39.0%	10	32.8%
Total		916	100.0%	62	100.0%	27	100.0%	31	100.0%	30	100.0%
How much of a source is the following for obtaining information about the County government - Public postings at local businesses, library, county offices	1 Not a source	450	48.2%	15	24.6%	13	39.4%	12	41.7%	10	35.7%
	2 Minor source	404	43.3%	28	46.4%	9	27.5%	12	44.6%	14	48.9%
	3 Major source	80	8.5%	18	29.0%	11	33.1%	4	13.7%	4	15.4%
Total		934	100.0%	61	100.0%	32	100.0%	28	100.0%	29	100.0%
How much of a source is the following for obtaining information about the County government - Word of mouth	1 Not a source	175	17.6%	9	13.7%	5	17.5%	6	18.1%	6	18.0%
	2 Minor source	535	53.5%	23	34.0%	20	66.5%	17	53.4%	13	40.3%
	3 Major source	289	28.9%	35	52.2%	5	16.0%	9	28.4%	13	41.8%
Total		999	100.0%	67	100.0%	30	100.0%	31	100.0%	31	100.0%
Age	1 39 and younger	172	15.7%	14	19.1%	17	40.2%	11	37.0%	9	26.0%
	2 40-49	141	12.9%	7	10.2%	8	19.6%	6	18.8%	3	9.4%
	3 50-59	167	15.3%	11	14.8%	7	15.8%	4	12.0%	4	10.7%
	4 60-69	256	23.4%	26	36.0%	6	15.1%	6	19.7%	11	31.9%
	5 70 and older	357	32.7%	15	19.9%	4	9.3%	4	12.4%	8	22.1%
Total		1093	100.0%	73	100.0%	41	100.0%	30	100.0%	34	100.0%
Do you have a smartphone?	1 Yes	977	88.4%	59	82.8%	40	97.9%	33	96.2%	33	93.8%
	2 No	128	11.6%	12	17.2%	1	2.1%	1	3.8%	2	6.2%
Total		1105	100.0%	72	100.0%	41	100.0%	34	100.0%	35	100.0%
Do you have Internet access at home?	1 Yes	1063	94.9%	72	84.3%	41	100.0%	34	97.6%	34	97.6%
	2 No	58	5.1%	13	15.7%			1	2.4%	1	2.4%

		Race/ethnicity									
		White		Black or African American		Asian		Hispanic/ Latinx		Multiracial/ Another race	
		wN	w%	wN	w%	wN	w%	wN	w%	wN	w%
Total		1120	100.0%	86	100.0%	41	100.0%	35	100.0%	35	100.0%
How would you rate the quality of your home Internet access?	1 Excellent	347	34.1%	26	37.9%	14	34.3%	11	32.0%	7	20.3%
	2 Good	459	44.9%	28	40.6%	19	47.1%	15	43.5%	22	65.7%
	3 Fair	147	14.4%	15	21.5%	5	13.1%	8	22.6%	2	5.8%
	4 Poor	67	6.6%			2	5.5%	1	1.9%	3	8.2%
Total		1020	100.0%	69	100.0%	41	100.0%	34	100.0%	34	100.0%
Do you own or do you rent your current home?	1 Own or buying	766	68.9%	42	48.9%	20	49.3%	22	65.6%	15	46.9%
	2 Rent	346	31.1%	44	51.1%	20	50.7%	12	34.4%	17	53.1%
Total		1112	100.0%	86	100.0%	40	100.0%	34	100.0%	32	100.0%
Do you spend 30% or more of your monthly household income (before taxes) on either rent or homeowner expenses?	1 Yes	514	51.6%	56	75.8%	22	61.4%	14	50.7%	16	49.0%
	2 No	482	48.4%	18	24.2%	14	38.6%	13	49.3%	16	51.0%
Total		996	100.0%	74	100.0%	36	100.0%	27	100.0%	32	100.0%
Employment status	1 Employed full time (35 hours/week or more)	502	44.8%	34	40.1%	22	54.0%	23	68.6%	16	49.3%
	2 Employed part time	110	9.8%	11	13.3%	3	6.4%	1	4.0%	3	9.5%
	3 Looking for work	11	1.0%			1	2.6%	1	2.0%		
	4 Stay-at-home parent/homemaker	34	3.0%			4	10.3%	1	4.4%	2	5.7%
	5 Student	20	1.7%			6	15.4%	2	6.0%		
	6 Retired	420	37.5%	33	38.9%	5	11.4%	5	15.0%	10	28.6%
	7 Disabled	23	2.1%	7	7.8%					2	7.0%
	8 Other (specify)	1	0.1%								
Total		1122	100.0%	84	100.0%	41	100.0%	33	100.0%	33	100.0%
Where is your primary place of employment located?	1 Albemarle County	288	49.2%	19	47.6%	11	47.2%	12	51.1%	7	36.3%
	2 Charlottesville City	212	36.3%	14	34.7%	12	52.8%	8	35.9%	8	42.8%
	3 Fluvanna County	6	1.1%								
	4 Greene County	9	1.5%	2	4.2%						

		Race/ethnicity									
		White		Black or African American		Asian		Hispanic/ Latinx		Multiracial/ Another race	
		wN	w%	wN	w%	wN	w%	wN	w%	wN	w%
	5 Louisa County	2	0.3%								
	6 Nelson County	1	0.1%								
	7 Other (please specify)	49	8.3%	3	6.7%			2	10.2%	3	17.6%
	8 All over	19	3.3%	3	6.7%			1	2.8%	1	3.3%
Total		586	100.0%	41	100.0%	24	100.0%	23	100.0%	20	100.0%
What is the highest level of education you have completed?	1 Less than high school diploma	16	1.4%	8	9.4%					1	1.9%
	2 High school graduate/GED	76	6.8%	19	22.2%	1	2.2%	4	11.4%	2	5.4%
	3 Some college but no degree	115	10.3%	19	22.1%	1	2.2%	7	20.3%	7	20.4%
	4 Associates Degree	58	5.2%	19	22.0%	1	2.2%	3	7.9%	1	4.3%
	5 Bachelor's Degree	298	26.8%	7	7.7%	11	28.9%	8	24.0%	9	25.5%
	6 Some graduate work	75	6.7%	1	1.5%			1	2.3%	3	8.1%
	7 Master's, Professional or Doctoral degree	475	42.7%	13	15.0%	25	64.6%	12	34.1%	12	34.5%
Total		1113	100.0%	86	100.0%	39	100.0%	35	100.0%	35	100.0%
Gender	1 Male	494	44.0%	26	29.9%	26	64.0%	17	51.3%	14	39.9%
	2 Female	628	56.0%	60	70.1%	15	36.0%	16	48.7%	21	60.1%
Total		1121	100.0%	86	100.0%	41	100.0%	33	100.0%	34	100.0%
Which of the following income categories most closely describes your total household income in 2019 before taxes, including wages and all other income?	1 Less than \$10,000	7	0.7%	8	11.1%	1	2.9%			1	2.0%
	2 \$10,000 - \$24,999	50	5.2%	19	25.8%	5	14.9%	1	4.4%	5	16.2%
	3 \$25,000 - \$49,999	132	13.8%	13	17.6%	7	18.4%	4	12.5%	5	15.5%
	4 \$50,000 - \$74,999	175	18.2%	13	18.2%	6	15.3%	6	20.1%	4	13.0%
	5 \$75,000 - \$99,999	156	16.2%	6	7.9%	6	16.8%	4	14.5%	8	23.0%
	6 \$100,000-\$149,999	210	21.9%	10	13.3%	6	15.7%	6	20.8%	5	14.5%
	7 \$150,000-\$199,999	91	9.5%	2	2.3%	2	5.9%	3	9.1%		
	8 \$200,000 or more	138	14.4%	3	3.7%	4	10.2%	6	18.6%	5	15.7%
Total		960	100.0%	74	100.0%	36	100.0%	30	100.0%	33	100.0%
Locality	1 Satellite Communities	114	10.2%	7	7.6%	4	10.3%			3	9.2%

	Race/ethnicity									
	White		Black or African American		Asian		Hispanic/ Latinx		Multiracial/ Another race	
	wN	w%	wN	w%	wN	w%	wN	w%	wN	w%
2 Urban Ring & 29 North	585	52.2%	60	70.1%	33	79.4%	23	64.5%	23	65.8%
3 Rural Northern Albemarle	218	19.4%	7	8.3%	3	6.9%	3	10.0%	5	13.7%
4 Rural Southern Albemarle	205	18.3%	12	14.0%	1	3.4%	9	25.5%	4	11.3%
Total	1122	100.0%	86	100.0%	41	100.0%	35	100.0%	35	100.0%

Appendix D:

Weighted Probability Means Comparisons across Demographics

In the following tables, a mean rating with a superscript indicates that the mean is a statistically significantly higher numerical value (at the 95% level of confidence) than the mean in the column that is numbered corresponding to the superscript. In instances where a superscript is not present between a pair of groups, the difference between means is not statistically significant.

In the following example, the mean rating of overall quality of life in Albemarle County is compared across grouping of education levels. The numbers in the superscript next to the mean indicate the columns which the mean is statistically significantly higher than. As indicated in Column 3, the mean rating of overall quality of life among residents who completed some graduate work or more is 3.38, which is statistically higher than the mean rating provided by residents of other educational levels (1 and 2). As seen in Column 2, residents who have completed a 4-year college degree report a statistically higher mean of overall quality of life than do residents who have completed some college or less (1). In other words, residents who have a higher education level report a higher average overall quality of life in Albemarle County than those with a lower education level.

	Education Level							
	Some college or less (1)		4-year college degree (2)		Some graduate work or more (3)		Total	
	Mean	N	Mean	N	Mean	N	Mean	N
B4r How would you rate the overall quality of life in Albemarle County?	2.98	392	3.22 ⁽¹⁾	352	3.38 ^{(1) (2)}	665	3.23	1410

This appendix compares a subset of survey questions by the following demographics: age, education level, presence of children in the home, annual household income, homeownership status, gender, locality, racial/ethnic affiliation, length of residence in Albemarle County, and type of community (urban, rural, etc.).

The data presented in these tables are based on responses from the probability sample only. The data have been weighted with base weights and post-stratification weights.

The following table contains the values and categories used to calculate the means within this appendix.

Question	Values	Category Label
B4r How would you rate the overall quality of life in Albemarle County?	1	Poor
	2	Fair
	3	Good
	4	Excellent
B5 On a scale from 1 to 10, where 1 represents the worst possible community in which to live, and 10 represents the best possible community, where would you rate Albemarle County as a place to live?	1	Worst
	2	
	3	
	4	
	5	
	6	
	7	
	8	
	9	
	10	Best
C2r How satisfied are you overall with the value of service provided in Albemarle for your tax dollars?	1	Very unsatisfied
	2	Somewhat unsatisfied
	3	Somewhat satisfied
	4	Very satisfied
E1r Generally, how important do you think it is for Albemarle County to support economic development in the county?	1	Not at all important
	2	Slightly important
	3	Somewhat important
	4	Important
	5	Very important
E3r Opinion of the County's growth rate over the past few years	1	Much too slow
	2	A little too slow
	3	About right
	4	A little too fast
	5	Much too fast
F2ar How important is it for Albemarle County to allocate tax dollars to - Parks and recreation facilities, programs, and services	1	Not at all important
	2	Slightly important
	3	Somewhat important
	4	Important
	5	Very important
F2br How important is it for Albemarle County to allocate tax dollars to - Improvements to roads, bike/pedestrian paths, and public transit	1	Not at all important
	2	Slightly important
	3	Somewhat important
	4	Important
	5	Very important

F2cr How important is it for Albemarle County to allocate tax dollars to - Improvement/Expansion of school facilities	1	Not at all important
	2	Slightly important
	3	Somewhat important
	4	Important
	5	Very important
F2dr How important is it for Albemarle County to allocate tax dollars to - Improvement/Expansion of other public buildings and facilities	1	Not at all important
	2	Slightly important
	3	Somewhat important
	4	Important
	5	Very important
F2er How important is it for Albemarle County to allocate tax dollars to - Improvements to rural broadband access	1	Not at all important
	2	Slightly important
	3	Somewhat important
	4	Important
	5	Very important
F2fr How important is it for Albemarle County to allocate tax dollars to - Ensuring there is affordable housing in the county	1	Not at all important
	2	Slightly important
	3	Somewhat important
	4	Important
	5	Very important
F2gr How important is it for Albemarle County to allocate tax dollars to - Protection and management of land to support native plants/wildlife	1	Not at all important
	2	Slightly important
	3	Somewhat important
	4	Important
	5	Very important
H1 On a scale of 1 to 10, how welcome do you feel in Albemarle County?	1	Not at all welcome
	2	
	3	
	4	
	5	
	6	
	7	
	8	
	9	
	10	Very welcome
H2 On a scale of 1 to 10, how would you rate your sense of belonging in Albemarle County?	1	No sense of belonging
	2	
	3	
	4	
	5	
	6	
	7	

	8	
	9	
	10	Very strong sense of belonging
H9r How important do you think it is for there to be affordable housing options in all parts of the County	1	Not at all important
	2	Slightly important
	3	Somewhat important
	4	Important
	5	Very important

Age												
	39 and younger (1)		40-49 (2)		50-59 (3)		60-69 (4)		70 and older (5)		Total	
	Mean	N	Mean	N	Mean	N	Mean	N	Mean	N	Mean	N
B4r How would you rate the overall quality of life in Albemarle County?	3.18	232	3.22	174	3.23	216	3.24	343	3.26	436	3.23	1401
B5 On a scale from 1 to 10, where 1 represents the worst possible community in which to live, and 10 represents the best possible community, where would you rate Albemarle County as a place to live?	7.89	230	7.86	171	7.92	216	8.10	345	8.30 ^{(1) (2) (3)}	434	8.07	1394
C2r How satisfied are you overall with the value of service provided in Albemarle for your tax dollars?	2.90	203	2.84	158	2.90	195	2.87	324	2.99 ⁽²⁾	388	2.91	1267
E1r Generally, how important do you think it is for Albemarle County to support economic development in the county?	4.20 ⁽⁵⁾	217	4.15	160	4.03	194	4.04	310	3.99	374	4.07	1256
E3r Opinion of the County's growth rate over the past few years	3.66	199	3.74	154	3.82	201	3.97 ^{(1) (2)}	325	4.01 ^{(2) (1) (3)}	402	3.88	1280
F2ar How important is it for Albemarle County to allocate tax dollars to - Parks and recreation facilities, programs, and services	4.15 ^{(3) (5)}	229	4.07 ⁽⁵⁾	175	3.91	213	3.98	335	3.87	404	3.98	1357
F2br How important is it for Albemarle County to allocate tax dollars to - Improvements to roads, bike/pedestrian paths, and public transit	4.17	227	4.00	175	4.07	214	4.22 ⁽²⁾	339	4.23 ⁽²⁾	417	4.16	1372
F2cr How important is it for Albemarle County to allocate tax dollars to - Improvement/Expansion of school facilities	4.15 ⁽⁴⁾	219	4.35 ^{(3) (4) (5)}	170	3.96	203	3.92	313	4.06	376	4.06	1280
F2dr How important is it for Albemarle County to allocate tax dollars to - Improvement/Expansion of other public buildings and facilities	3.11 ⁽³⁾	216	3.00	164	2.83	209	3.00	314	3.17 ⁽³⁾	364	3.04	1266
F2er How important is it for Albemarle County to allocate tax dollars to - Improvements to rural broadband access	3.44	218	3.64	168	3.78 ⁽¹⁾	211	3.81 ⁽¹⁾	330	3.86 ⁽¹⁾	372	3.74	1300
F2fr How important is it for Albemarle County to allocate tax dollars to - Ensuring there is affordable housing in the county	4.09	223	3.84	172	3.94	215	3.99	338	3.97	415	3.97	1363
F2gr How important is it for Albemarle County to allocate tax dollars to - Protection and management of land to support native plants/wildlife	4.16	228	4.12	175	3.93	216	4.16 ⁽³⁾	340	4.02	418	4.08	1378
H1 On a scale of 1 to 10, how welcome do you feel in Albemarle County?	8.33	232	8.20	176	8.47	215	8.42	347	8.60 ⁽²⁾	435	8.44	1406
H2 On a scale of 1 to 10, how would you rate your sense of belonging in Albemarle County?	7.46	232	7.64	176	8.18 ^{(1) (2)}	214	8.15 ^{(1) (2)}	347	8.17 ^{(1) (2)}	434	7.99	1404
H9r How important do you think it is for there to be affordable housing options in all parts of the County	4.12	227	3.94	172	3.95	212	4.09 ⁽⁵⁾	339	3.91	421	4.00	1370

Education level								
	Some college or less (1)		4-year college degree (2)		Some graduate work or more (3)		Total	
	Mean	N	Mean	N	Mean	N	Mean	N
B4r How would you rate the overall quality of life in Albemarle County?	2.98	392	3.22 ⁽¹⁾	352	3.38 ^{(1) (2)}	665	3.23	1410
B5 On a scale from 1 to 10, where 1 represents the worst possible community in which to live, and 10 represents the best possible community, where would you rate Albemarle County as a place to live?	7.79	387	8.02	353	8.22 ^{(1) (2)}	663	8.05	1403
C2r How satisfied are you overall with the value of service provided in Albemarle for your tax dollars?	2.72	350	2.93 ⁽¹⁾	312	3.00 ⁽¹⁾	608	2.91	1271
E1r Generally, how important do you think it is for Albemarle County to support economic development in the county?	4.11	336	4.16 ⁽³⁾	322	3.98	594	4.06	1252
E3r Opinion of the County's growth rate over the past few years	3.94	360	3.83	314	3.91	613	3.90	1287
F2ar How important is it for Albemarle County to allocate tax dollars to - Parks and recreation facilities, programs, and services	3.87	367	4.07 ⁽¹⁾	341	3.99	650	3.98	1359
F2br How important is it for Albemarle County to allocate tax dollars to - Improvements to roads, bike/pedestrian paths, and public transit	4.19	375	4.14	344	4.12	655	4.14	1374
F2cr How important is it for Albemarle County to allocate tax dollars to - Improvement/Expansion of school facilities	4.06	351	4.01	322	4.07	615	4.05	1287
F2dr How important is it for Albemarle County to allocate tax dollars to - Improvement/Expansion of other public buildings and facilities	3.27 ^{(3) (2)}	348	3.01	323	2.90	598	3.03	1270
F2er How important is it for Albemarle County to allocate tax dollars to - Improvements to rural broadband access	3.97 ^{(2) (3)}	346	3.59	331	3.64	624	3.72	1302
F2fr How important is it for Albemarle County to allocate tax dollars to - Ensuring there is affordable housing in the county	4.13 ^{(3) (2)}	376	3.91	340	3.89	650	3.96	1366
F2gr How important is it for Albemarle County to allocate tax dollars to - Protection and management of land to support native plants/wildlife	4.05	373	4.11	345	4.06	662	4.07	1379
H1 On a scale of 1 to 10, how welcome do you feel in Albemarle County?	8.11	389	8.50 ⁽¹⁾	353	8.61 ⁽¹⁾	667	8.44	1409
H2 On a scale of 1 to 10, how would you rate your sense of belonging in Albemarle County?	7.83	391	8.05	353	8.01	664	7.97	1408
H9r How important do you think it is for there to be affordable housing options in all parts of the County	4.18 ^{(2) (3)}	379	3.95	348	3.91	649	3.99	1375

Do you currently have children (18 years and younger) living in the home?						
	Yes (1)		No (2)		Total	
	Mean	N	Mean	N	Mean	N
B4r How would you rate the overall quality of life in Albemarle County?	3.24	275	3.19	904	3.20	1179
B5 On a scale from 1 to 10, where 1 represents the worst possible community in which to live, and 10 represents the best possible community, where would you rate Albemarle County as a place to live?	7.95	272	8.05	905	8.03	1177
C2r How satisfied are you overall with the value of service provided in Albemarle for your tax dollars?	2.85	253	2.89	814	2.88	1067
E1r Generally, how important do you think it is for Albemarle County to support economic development in the county?	4.13	257	4.01	787	4.04	1045
E3r Opinion of the County's growth rate over the past few years	3.74	247	3.98 ⁽¹⁾	835	3.92	1082
F2ar How important is it for Albemarle County to allocate tax dollars to - Parks and recreation facilities, programs, and services	4.03	273	3.92	861	3.95	1134
F2br How important is it for Albemarle County to allocate tax dollars to - Improvements to roads, bike/pedestrian paths, and public transit	4.00	271	4.18 ⁽¹⁾	876	4.14	1147
F2cr How important is it for Albemarle County to allocate tax dollars to - Improvement/Expansion of school facilities	4.35 ⁽²⁾	267	3.93	811	4.03	1078
F2dr How important is it for Albemarle County to allocate tax dollars to - Improvement/Expansion of other public buildings and facilities	2.99	262	3.00	802	3.00	1063
F2er How important is it for Albemarle County to allocate tax dollars to - Improvements to rural broadband access	3.61	260	3.73	818	3.70	1078
F2fr How important is it for Albemarle County to allocate tax dollars to - Ensuring there is affordable housing in the county	3.82	271	3.98	874	3.94	1145
F2gr How important is it for Albemarle County to allocate tax dollars to - Protection and management of land to support native plants/wildlife	4.04	274	4.08	884	4.07	1158
H1 On a scale of 1 to 10, how welcome do you feel in Albemarle County?	8.35	275	8.44	915	8.42	1190
H2 On a scale of 1 to 10, how would you rate your sense of belonging in Albemarle County?	7.77	276	7.98	913	7.93	1188
H9r How important do you think it is for there to be affordable housing options in all parts of the County	3.91	268	3.99	879	3.97	1147

Annual household income										
	Less than \$50,000 (1)		\$50,000-\$99,999 (2)		\$100,000-\$149,999 (3)		\$150,000 or more (4)		Total	
	Mean	N	Mean	N	Mean	N	Mean	N	Mean	N
B4r How would you rate the overall quality of life in Albemarle County?	2.97	281	3.17 ⁽¹⁾	415	3.32 ^{(1) (2)}	249	3.51 ^{(1) (2) (3)}	271	3.23	1216
B5 On a scale from 1 to 10, where 1 represents the worst possible community in which to live, and 10 represents the best possible community, where would you rate Albemarle County as a place to live?	7.82	282	8.01	415	8.11 ⁽¹⁾	245	8.36 ^{(1) (2) (3)}	267	8.06	1209
C2r How satisfied are you overall with the value of service provided in Albemarle for your tax dollars?	2.88	243	2.84	377	3.02 ⁽²⁾	227	3.04 ^{(1) (2)}	254	2.93	1102
E1r Generally, how important do you think it is for Albemarle County to support economic development in the county?	4.04	224	4.13	371	3.99	237	4.12	258	4.08	1090
E3r Opinion of the County's growth rate over the past few years	3.97	243	3.86	383	3.84	231	3.80	251	3.87	1109
F2ar How important is it for Albemarle County to allocate tax dollars to - Parks and recreation facilities, programs, and services	4.03	258	4.05	405	3.97	245	3.93	268	4.00	1176
F2br How important is it for Albemarle County to allocate tax dollars to - Improvements to roads, bike/pedestrian paths, and public transit	4.29 ^{(3) (4)}	265	4.17	411	4.02	244	4.10	269	4.15	1189
F2cr How important is it for Albemarle County to allocate tax dollars to - Improvement/Expansion of school facilities	4.07	246	3.99	386	4.15	230	4.13	256	4.07	1117
F2dr How important is it for Albemarle County to allocate tax dollars to - Improvement/Expansion of other public buildings and facilities	3.26 ^{(2) (3) (4)}	246	3.04 ⁽⁴⁾	375	3.03	225	2.84	254	3.04	1100
F2er How important is it for Albemarle County to allocate tax dollars to - Improvements to rural broadband access	3.87 ^{(3) (4)}	249	3.75	396	3.60	230	3.62	259	3.72	1134
F2fr How important is it for Albemarle County to allocate tax dollars to - Ensuring there is affordable housing in the county	4.40 ^{(2) (3) (4)}	268	4.12 ^{(3) (4)}	410	3.72	247	3.67	262	4.00	1187
F2gr How important is it for Albemarle County to allocate tax dollars to - Protection and management of land to support native plants/wildlife	4.27 ⁽⁴⁾	265	4.17 ⁽⁴⁾	414	4.08	248	3.90	270	4.11	1197
H1 On a scale of 1 to 10, how welcome do you feel in Albemarle County?	8.10	279	8.31	418	8.59 ⁽¹⁾	250	8.82 ^{(1) (2)}	269	8.44	1215
H2 On a scale of 1 to 10, how would you rate your sense of belonging in Albemarle County?	7.70	280	7.78	416	8.29 ^{(1) (2)}	249	8.38 ^{(1) (2)}	269	8.00	1214
H9r How important do you think it is for there to be affordable housing options in all parts of the County	4.43 ^{(2) (3) (4)}	271	4.16 ^{(4) (3)}	413	3.82	246	3.67	262	4.04	1193

Do you own or do you rent your current home?						
	Own or buying (1)		Rent (2)		Total	
	Mean	N	Mean	N	Mean	N
B4r How would you rate the overall quality of life in Albemarle County?	3.31 ⁽²⁾	958	3.06	449	3.23	1407
B5 On a scale from 1 to 10, where 1 represents the worst possible community in which to live, and 10 represents the best possible community, where would you rate Albemarle County as a place to live?	8.10	951	7.95	449	8.06	1400
C2r How satisfied are you overall with the value of service provided in Albemarle for your tax dollars?	2.87	889	2.99 ⁽¹⁾	381	2.91	1270
E1r Generally, how important do you think it is for Albemarle County to support economic development in the county?	3.99	859	4.21 ⁽¹⁾	389	4.06	1248
E3r Opinion of the County's growth rate over the past few years	3.95 ⁽²⁾	894	3.77	390	3.90	1284
F2ar How important is it for Albemarle County to allocate tax dollars to - Parks and recreation facilities, programs, and services	3.92	930	4.10 ⁽¹⁾	421	3.98	1351
F2br How important is it for Albemarle County to allocate tax dollars to - Improvements to roads, bike/pedestrian paths, and public transit	4.11	936	4.22	432	4.15	1368
F2cr How important is it for Albemarle County to allocate tax dollars to - Improvement/Expansion of school facilities	4.00	886	4.17 ⁽¹⁾	393	4.05	1279
F2dr How important is it for Albemarle County to allocate tax dollars to - Improvement/Expansion of other public buildings and facilities	2.89	876	3.34 ⁽¹⁾	387	3.03	1264
F2er How important is it for Albemarle County to allocate tax dollars to - Improvements to rural broadband access	3.71	894	3.74	396	3.72	1290
F2fr How important is it for Albemarle County to allocate tax dollars to - Ensuring there is affordable housing in the county	3.82	926	4.26 ⁽¹⁾	431	3.96	1357
F2gr How important is it for Albemarle County to allocate tax dollars to - Protection and management of land to support native plants/wildlife	4.03	941	4.17 ⁽¹⁾	433	4.07	1374
H1 On a scale of 1 to 10, how welcome do you feel in Albemarle County?	8.55 ⁽²⁾	950	8.28	454	8.46	1405
H2 On a scale of 1 to 10, how would you rate your sense of belonging in Albemarle County?	8.19 ⁽²⁾	950	7.57	453	7.99	1403
H9r How important do you think it is for there to be affordable housing options in all parts of the County	3.83	926	4.33 ⁽¹⁾	442	3.99	1368

Gender						
	Male (1)		Female (2)		Total	
	Mean	N	Mean	N	Mean	N
B4r How would you rate the overall quality of life in Albemarle County?	3.27	645	3.20	798	3.23	1443
B5 On a scale from 1 to 10, where 1 represents the worst possible community in which to live, and 10 represents the best possible community, where would you rate Albemarle County as a place to live?	8.04	641	8.10	796	8.07	1437
C2r How satisfied are you overall with the value of service provided in Albemarle for your tax dollars?	2.89	595	2.94	705	2.91	1301
E1r Generally, how important do you think it is for Albemarle County to support economic development in the county?	4.04	597	4.09	686	4.07	1284
E3r Opinion of the County's growth rate over the past few years	3.82	593	3.96 ⁽¹⁾	726	3.89	1319
F2ar How important is it for Albemarle County to allocate tax dollars to - Parks and recreation facilities, programs, and services	3.83	623	4.08 ⁽¹⁾	767	3.97	1390
F2br How important is it for Albemarle County to allocate tax dollars to - Improvements to roads, bike/pedestrian paths, and public transit	4.02	630	4.25 ⁽¹⁾	775	4.15	1405
F2cr How important is it for Albemarle County to allocate tax dollars to - Improvement/Expansion of school facilities	3.91	589	4.17 ⁽¹⁾	722	4.05	1311
F2dr How important is it for Albemarle County to allocate tax dollars to - Improvement/Expansion of other public buildings and facilities	2.87	587	3.16 ⁽¹⁾	702	3.03	1289
F2er How important is it for Albemarle County to allocate tax dollars to - Improvements to rural broadband access	3.52	600	3.91 ⁽¹⁾	725	3.73	1325
F2fr How important is it for Albemarle County to allocate tax dollars to - Ensuring there is affordable housing in the county	3.61	626	4.25 ⁽¹⁾	773	3.97	1399
F2gr How important is it for Albemarle County to allocate tax dollars to - Protection and management of land to support native plants/wildlife	3.87	636	4.23 ⁽¹⁾	777	4.07	1413
H1 On a scale of 1 to 10, how welcome do you feel in Albemarle County?	8.46	646	8.44	800	8.45	1446
H2 On a scale of 1 to 10, how would you rate your sense of belonging in Albemarle County?	7.96	645	8.05	799	8.01	1444
H9r How important do you think it is for there to be affordable housing options in all parts of the County	3.69	622	4.23 ⁽¹⁾	782	3.99	1404

	Locality									
	Satellite Communities (1)		Urban Ring & 29 North (2)		Rural Northern Albemarle (3)		Rural Southern Albemarle (4)		Total	
	Mean	N	Mean	N	Mean	N	Mean	N	Mean	N
B4r How would you rate the overall quality of life in Albemarle County?	3.25	147	3.19	793	3.35 ^{(2) (4)}	271	3.20	270	3.22	1481
B5 On a scale from 1 to 10, where 1 represents the worst possible community in which to live, and 10 represents the best possible community, where would you rate Albemarle County as a place to live?	8.15	147	8.01	787	8.22 ^{(2) (4)}	270	7.99	271	8.06	1474
C2r How satisfied are you overall with the value of service provided in Albemarle for your tax dollars?	3.00 ⁽⁴⁾	130	2.96 ⁽⁴⁾	698	2.89 ⁽⁴⁾	258	2.70	244	2.90	1330
E1r Generally, how important do you think it is for Albemarle County to support economic development in the county?	4.10 ⁽⁴⁾	124	4.20 ^{(3) (4)}	706	3.92	245	3.81	238	4.07	1313
E3r Opinion of the County's growth rate over the past few years	4.04 ⁽²⁾	141	3.78	704	3.91 ⁽²⁾	256	4.12 ^{(2) (3)}	250	3.89	1351
F2ar How important is it for Albemarle County to allocate tax dollars to - Parks and recreation facilities, programs, and services	4.01	132	3.99	764	3.93	263	3.95	255	3.97	1413
F2br How important is it for Albemarle County to allocate tax dollars to - Improvements to roads, bike/pedestrian paths, and public transit	4.22	135	4.16	770	4.12	264	4.07	260	4.14	1429
F2cr How important is it for Albemarle County to allocate tax dollars to - Improvement/Expansion of school facilities	4.32 ^{(2) (3) (4)}	122	4.11 ^{(3) (4)}	706	3.90	252	3.90	253	4.05	1333
F2dr How important is it for Albemarle County to allocate tax dollars to - Improvement/Expansion of other public buildings and facilities	3.13 ^{(3) (4)}	123	3.15 ^{(3) (4)}	701	2.77	241	2.84	248	3.02	1313
F2er How important is it for Albemarle County to allocate tax dollars to - Improvements to rural broadband access	3.57	128	3.62	706	3.85 ^{(1) (2)}	252	3.96 ^{(1) (2)}	261	3.73	1347
F2fr How important is it for Albemarle County to allocate tax dollars to - Ensuring there is affordable housing in the county	3.86	136	4.08 ^{(1) (3) (4)}	758	3.77	264	3.85	266	3.96	1423
F2gr How important is it for Albemarle County to allocate tax dollars to - Protection and management of land to support native plants/wildlife	4.07	138	4.00	766	4.10	266	4.20 ⁽²⁾	266	4.06	1437
H1 On a scale of 1 to 10, how welcome do you feel in Albemarle County?	8.54	146	8.33	789	8.77 ^{(2) (4)}	267	8.35	269	8.44	1472
H2 On a scale of 1 to 10, how would you rate your sense of belonging in Albemarle County?	8.21 ⁽²⁾	145	7.78	790	8.36 ^{(4) (2)}	268	8.02	269	7.97	1471
H9r How important do you think it is for there to be affordable housing options in all parts of the County	3.92	141	4.12 ^{(4) (3)}	771	3.70	265	3.92	255	3.99	1431

Race/ethnicity												
	White (1)		Black or African American (2)		Asian (3)		Hispanic (4)		Multiracial/ Another race (5)		Total	
	Mean	N	Mean	N	Mean	N	Mean	N	Mean	N	Mean	N
B4r How would you rate the overall quality of life in Albemarle County?	3.28 ⁽²⁾	1119	2.93	86	3.25	41	3.15	35	3.22	35	3.25	1316
B5 On a scale from 1 to 10, where 1 represents the worst possible community in which to live, and 10 represents the best possible community, where would you rate Albemarle County as a place to live?	8.11	1116	8.03	83	8.28	40	8.04	35	7.80	35	8.10	1309
C2r How satisfied are you overall with the value of service provided in Albemarle for your tax dollars?	2.96	1021	2.90	71	3.22 ⁽¹⁾⁽⁴⁾	36	2.70	26	2.90	32	2.96	1186
E1r Generally, how important do you think it is for Albemarle County to support economic development in the county?	4.06	998	4.28	74	4.40 ⁽¹⁾	39	4.03	31	4.03	30	4.08	1171
E3r Opinion of the County's growth rate over the past few years	3.90 ⁽³⁾	1026	3.73 ⁽³⁾	76	3.04	31	3.81 ⁽³⁾	31	4.17 ⁽²⁾⁽³⁾	34	3.87	1198
F2ar How important is it for Albemarle County to allocate tax dollars to - Parks and recreation facilities, programs, and services	4.01	1081	4.20	79	3.86	40	3.87	33	3.86	35	4.01	1267
F2br How important is it for Albemarle County to allocate tax dollars to - Improvements to roads, bike/pedestrian paths, and public transit	4.17	1096	4.28	80	4.23	40	4.04	33	4.20	35	4.18	1284
F2cr How important is it for Albemarle County to allocate tax dollars to - Improvement/Expansion of school facilities	4.10	1025	4.56 ⁽¹⁾⁽⁴⁾⁽⁵⁾⁽³⁾	75	3.99	38	3.85	29	3.81	31	4.11	1198
F2dr How important is it for Albemarle County to allocate tax dollars to - Improvement/Expansion of other public buildings and facilities	3.04	1005	3.78 ⁽¹⁾⁽³⁾⁽⁴⁾⁽⁵⁾	73	3.17	38	2.89	32	2.84	34	3.08	1182
F2er How important is it for Albemarle County to allocate tax dollars to - Improvements to rural broadband access	3.75	1030	4.20 ⁽¹⁾⁽³⁾⁽⁴⁾	70	3.52	37	3.40	33	3.68	33	3.75	1203
F2fr How important is it for Albemarle County to allocate tax dollars to - Ensuring there is affordable housing in the county	3.99	1087	4.78 ⁽¹⁾⁽³⁾⁽⁴⁾⁽⁵⁾	83	3.69	38	3.58	31	3.94	35	4.02	1274
F2gr How important is it for Albemarle County to allocate tax dollars to - Protection and management of land to support native plants/wildlife	4.10	1098	4.25	78	3.97	40	4.12	34	4.45 ⁽¹⁾⁽³⁾	35	4.12	1284
H1 On a scale of 1 to 10, how welcome do you feel in Albemarle County?	8.56	1119	8.02	84	8.39	41	8.60	35	8.23	35	8.51	1314
H2 On a scale of 1 to 10, how would you rate your sense of belonging in Albemarle County?	8.08	1116	7.84	84	7.93	41	7.93	35	7.64	35	8.04	1312
H9r How important do you think it is for there to be affordable housing options in all parts of the County	4.00	1100	4.73 ⁽¹⁾⁽³⁾⁽⁵⁾⁽⁴⁾	82	4.07	41	3.91	32	4.06	34	4.05	1288

Length of residence in Albemarle										
	Less than 6 years (1)		6-10 years (2)		11-20 years (3)		More than 20 years (4)		Total	
	Mean	N	Mean	N	Mean	N	Mean	N	Mean	N
B4r How would you rate the overall quality of life in Albemarle County?	3.19	377	3.23	177	3.27	270	3.23	651	3.23	1475
B5 On a scale from 1 to 10, where 1 represents the worst possible community in which to live, and 10 represents the best possible community, where would you rate Albemarle County as a place to live?	7.92	378	8.03	177	8.09	269	8.14 ⁽¹⁾	645	8.06	1469
C2r How satisfied are you overall with the value of service provided in Albemarle for your tax dollars?	3.00 ⁽⁴⁾	323	2.95	152	2.86	246	2.86	605	2.90	1326
E1r Generally, how important do you think it is for Albemarle County to support economic development in the county?	4.16 ⁽⁴⁾	344	4.12	159	4.07	235	3.99	568	4.07	1306
E3r Opinion of the County's growth rate over the past few years	3.63	305	3.82	164	3.87 ⁽¹⁾	259	4.06 ^{(1) (2) (3)}	616	3.90	1344
F2ar How important is it for Albemarle County to allocate tax dollars to - Parks and recreation facilities, programs, and services	4.07 ⁽⁴⁾	363	3.96	159	4.00	263	3.90	623	3.97	1408
F2br How important is it for Albemarle County to allocate tax dollars to - Improvements to roads, bike/pedestrian paths, and public transit	4.24	363	4.04	166	4.14	269	4.11	627	4.14	1425
F2cr How important is it for Albemarle County to allocate tax dollars to - Improvement/Expansion of school facilities	4.13 ⁽⁴⁾	331	4.14	143	4.08	254	3.96	600	4.04	1328
F2dr How important is it for Albemarle County to allocate tax dollars to - Improvement/Expansion of other public buildings and facilities	3.13 ⁽⁴⁾	330	3.01	143	3.08	247	2.94	588	3.02	1307
F2er How important is it for Albemarle County to allocate tax dollars to - Improvements to rural broadband access	3.53	334	3.72	160	3.83 ⁽¹⁾	250	3.80 ⁽¹⁾	600	3.73	1343
F2fr How important is it for Albemarle County to allocate tax dollars to - Ensuring there is affordable housing in the county	3.97	357	3.95	167	3.95	266	3.94	627	3.95	1417
F2gr How important is it for Albemarle County to allocate tax dollars to - Protection and management of land to support native plants/wildlife	4.10	361	4.02	169	4.08	268	4.05	634	4.06	1431
H1 On a scale of 1 to 10, how welcome do you feel in Albemarle County?	8.30	377	8.44	174	8.52	271	8.48	642	8.44	1465
H2 On a scale of 1 to 10, how would you rate your sense of belonging in Albemarle County?	7.43	378	7.85	174	8.08 ⁽¹⁾	269	8.31 ^{(1) (2)}	644	7.99	1464
H9r How important do you think it is for there to be affordable housing options in all parts of the County	4.08	367	4.09	169	3.89	268	3.94	620	3.98	1423

Type of community in which resident lives										
	Urban (1)		Suburban (2)		Small town/ Village (3)		Rural (4)		Total	
	Mean	N	Mean	N	Mean	N	Mean	N	Mean	N
B4r How would you rate the overall quality of life in Albemarle County?	3.26	152	3.28 ⁽³⁾	726	3.14	208	3.23	343	3.24	1430
B5 On a scale from 1 to 10, where 1 represents the worst possible community in which to live, and 10 represents the best possible community, where would you rate Albemarle County as a place to live?	8.27	151	8.08	719	7.97	208	8.05	341	8.08	1419
C2r How satisfied are you overall with the value of service provided in Albemarle for your tax dollars?	2.95 ⁽⁴⁾	139	2.96 ⁽⁴⁾	655	2.96 ⁽⁴⁾	183	2.75	311	2.91	1289
E1r Generally, how important do you think it is for Albemarle County to support economic development in the county?	4.30 ^{(2) (4)}	141	4.11 ⁽⁴⁾	643	4.12 ⁽⁴⁾	183	3.82	303	4.06	1270
E3r Opinion of the County's growth rate over the past few years	3.91	139	3.81	656	3.84	189	4.08 ^{(2) (3)}	321	3.89	1304
F2ar How important is it for Albemarle County to allocate tax dollars to - Parks and recreation facilities, programs, and services	4.14 ^{(2) (4)}	144	3.94	702	4.05	200	3.91	323	3.97	1369
F2br How important is it for Albemarle County to allocate tax dollars to - Improvements to roads, bike/pedestrian paths, and public transit	4.28	149	4.12	705	4.21	199	4.10	328	4.15	1381
F2cr How important is it for Albemarle County to allocate tax dollars to - Improvement/Expansion of school facilities	4.11 ⁽⁴⁾	135	4.09 ⁽⁴⁾	651	4.19 ⁽⁴⁾	185	3.85	320	4.04	1291
F2dr How important is it for Albemarle County to allocate tax dollars to - Improvement/Expansion of other public buildings and facilities	3.30 ^{(2) (4)}	133	3.00 ⁽⁴⁾	640	3.29 ^{(2) (4)}	188	2.74	308	3.01	1269
F2er How important is it for Albemarle County to allocate tax dollars to - Improvements to rural broadband access	3.83	136	3.59	655	3.76	192	3.93 ⁽²⁾	319	3.72	1302
F2fr How important is it for Albemarle County to allocate tax dollars to - Ensuring there is affordable housing in the county	4.29 ^{(2) (3) (4)}	148	3.96 ⁽⁴⁾	693	3.99 ⁽⁴⁾	197	3.74	332	3.94	1370
F2gr How important is it for Albemarle County to allocate tax dollars to - Protection and management of land to support native plants/wildlife	4.05	149	3.98	705	4.16 ⁽²⁾	201	4.17 ⁽²⁾	333	4.06	1388
H1 On a scale of 1 to 10, how welcome do you feel in Albemarle County?	8.46	153	8.43	716	8.39	206	8.58	338	8.46	1413
H2 On a scale of 1 to 10, how would you rate your sense of belonging in Albemarle County?	8.14	152	7.90	714	7.85	205	8.23 ^{(2) (3)}	339	8.00	1411
H9r How important do you think it is for there to be affordable housing options in all parts of the County	4.32 ^{(4) (2)}	149	3.96 ⁽⁴⁾	697	4.15 ^{(2) (4)}	200	3.73	330	3.97	1377

Appendix E:

Questionnaire

Albemarle County Community Survey 2020



UNIVERSITY
of VIRGINIA

Weldon Cooper Center
for Public Service
Center for Survey Research

The University of Virginia Center for Survey Research is sending you this survey on behalf of Albemarle County. Thank you for taking the time to complete this questionnaire that will help your County make decisions in the future to best serve its residents. Your opinions are very important to County leaders and we appreciate your time.

The survey's purpose: We want to understand the opinions of residents of Albemarle County about issues of importance to them and to the County government, including on matters of taxes, county services, access, equity, and values.

Your responses will be confidential

- Your responses are completely confidential and will never be identified with you individually.
- Your name or contact information will not be linked to your survey responses and will only be used to contact you for this survey.

General instructions

- Circle the number of your response to the question or check the boxes that apply.
- You can decline to take part in the survey or skip any questions you do not wish to answer.
- When you finish answering the questions, put your survey in the envelope provided and drop it in any mailbox. **No postage is required.**

Who can participate?

- A resident of Albemarle County who is at least 18 years old. If you do not live in Albemarle please contact the Center for Survey Research by email (surveys3@virginia.edu) or phone 434-243-5232 and provide the full name and address used to mail the questionnaire.
- If there is more than one adult in the household, we request that the survey be completed by the adult with the next birthday. This helps to ensure a random sample.

How long will it take?

- The survey should take about 15 minutes to complete.

For more information

- Center for Survey Research: surveys3@virginia.edu, 434-243-5232
- Albemarle County: Siri Russell, 434-296-5841

Your participation in this survey is voluntary. There are no known risks or direct benefits associated with your participation. You will not be paid for completing the questionnaire. However, your individual cooperation is very important to the success of this study and is greatly appreciated! We thank you for your time.

This survey has been approved by the University of Virginia's Institutional Review Board for the Social and Behavioral Sciences (Project #2605). If you have questions about this study, contact: Tonya R. Moon, Ph.D. (Chair, IRB-SBS), 434-924-5999, irbsbshelp@virginia.edu.

A. Qualify and choose who will respond to this survey

A1. Do you live in Albemarle County?

- 1 Yes
- 2 No

A1a. (If No) We appreciate your interest in the survey, but since you are not a resident of Albemarle, the questionnaire will not apply to your experience. Please stop here and return the survey in the enclosed envelope. Thank you for your time.

A2. Is there more than one person age 18 or older living in this household?

- 1 Yes
- 2 No → (Go on to A3)

A2a. (If Yes) Including yourself, how many people age 18 or older live in this household?

A2b. **The adult with the next birthday** should complete this questionnaire. This way, across all households, the survey includes responses from adults of all ages and positions within the household.

A3. What is your 5-digit zip code?

--	--	--	--	--

B. Quality of life in Albemarle

We would like to start by asking about your general experience living in Albemarle. As a reminder, your responses will be kept strictly confidential.

B1. Have you lived in Albemarle County all your life?

- 1 Yes (Skip to B2)
- 2 No

B1a. (If No) Where did you last live before you moved to Albemarle County?

If within the United States

TOWN/CITY/COUNTY: _____

STATE: _____

If outside of the United States

COUNTRY: _____

B2. How many years in total have you lived in Albemarle County?

- 1 Less than one year
- 2 1-5 years
- 3 6-10 years
- 4 11-20 years
- 5 More than 20 years
- 6 Not sure

B3. How would you characterize the area in which you currently live?

- 1 Urban
- 2 Suburban
- 3 Small town/Village
- 4 Out in the country
- 5 Other (specify: _____)
- 6 Don't know

B4. How would you rate the overall quality of life in Albemarle County?

- 1 Excellent
- 2 Good
- 3 Fair
- 4 Poor
- 5 Don't know

B5. On a scale from 1 to 10, where 1 represents the worst possible community in which to live, and 10 represents the best possible community, where would you rate Albemarle County as a place to live? Circle the number that corresponds to your impression.

<u>Worst</u>						<u>Best</u>				
1	2	3	4	5	6	7	8	9	10	

B6. Thinking about 5 years from now, do you think the quality of life in Albemarle County will improve, get worse, or stay the same?

- 1 Improve
- 2 Get worse
- 3 Stay the same
- 4 Don't know

B7. In the space below, please elaborate on why you think the quality of life in Albemarle County will improve, get worse, or stay the same.

B8. Thinking about 5 years from now, do you intend to live in Albemarle, Charlottesville or somewhere else?

- 1 Albemarle County
- 2 Charlottesville City
- 3 Other adjacent/nearby county
- 4 Somewhere else
- 5 Don't know

C. Government performance

C1. Please rate the quality of each of the following services in Albemarle County.

	Excellent	Good	Fair	Poor	Don't know/ Prefer not to answer
a. County services overall	1	2	3	4	9
b. Fire services	1	2	3	4	9
c. Albemarle County Police services	1	2	3	4	9
d. Ambulance/emergency medical services	1	2	3	4	9
e. Traffic enforcement	1	2	3	4	9
f. Code enforcement (weeds, junk, abandoned buildings, etc.)	1	2	3	4	9
g. Fire prevention and education	1	2	3	4	9
h. Recycling services	1	2	3	4	9
i. Solid waste services	1	2	3	4	9
j. Community centers and their programs	1	2	3	4	9
k. County parks	1	2	3	4	9
l. Street lighting	1	2	3	4	9
m. Economic development	1	2	3	4	9
n. Land use, planning and zoning	1	2	3	4	9
o. Stewardship of natural resources	1	2	3	4	9
p. Community engagement	1	2	3	4	9
q. Public information services	1	2	3	4	9
r. Overall customer service from Albemarle county employees	1	2	3	4	9
s. Leadership by Board of Supervisors	1	2	3	4	9
t. Leadership of County Executive office and staff	1	2	3	4	9
u. The job the County is doing in treating all residents fairly	1	2	3	4	9

C2. How satisfied are you overall with the value of service provided in Albemarle for your tax dollars?

- 1 Very satisfied
- 2 Somewhat satisfied
- 3 Somewhat unsatisfied
- 4 Very unsatisfied
- 5 Not sure

D. Convenience and accessibility

The next series of questions ask about your experiences in accessing various assets and services within Albemarle County. Please note, not all of the listed items are services provided by Albemarle County; nonetheless, please share your experience in terms of convenience in accessing them while in Albemarle.

D1. How convenient is it for you to get to and/or make use of each of the following community assets and services within Albemarle County?

	Very convenient	Somewhat convenient	Somewhat inconvenient	Very inconvenient	Don't know/ Prefer not to answer
a. Hospitals	1	2	3	4	9
b. Medical care	1	2	3	4	9
c. Emergency services	1	2	3	4	9
d. Public schools	1	2	3	4	9
e. Libraries	1	2	3	4	9
f. Child care	1	2	3	4	9
g. Places of worship (e.g., churches, synagogues, mosques, etc.)	1	2	3	4	9
h. Community centers	1	2	3	4	9
i. Cultural organizations (galleries, theaters, etc.)	1	2	3	4	9
j. Parks	1	2	3	4	9
k. Greenway trails	1	2	3	4	9
l. Solid waste and recycling services	1	2	3	4	9
m. Getting around by car	1	2	3	4	9
n. Public transportation system: Jaunt/Charlottesville Area Transit (CAT)	1	2	3	4	9
o. Sidewalks and pedestrian walkways	1	2	3	4	9
p. Biking lanes	1	2	3	4	9
q. Grocery stores	1	2	3	4	9
r. Shopping centers	1	2	3	4	9

D2. In the space below, please write any comments you would like to share about the convenience or inconvenience of accessing any of the assets or services listed under D1.

D3. For each of the following, please indicate what, if any, barriers you have encountered in accessing the asset or service. You can select as many barriers as you like for each item. If you have not encountered any barriers or you do not use the service, then please check the corresponding box indicating that experience.

	Too far away/Does not exist in my part of the county	Too expensive	Unaware of program/how to access	Don't feel welcome/ Don't fit in	Use and do not encounter any barriers	Do not use
a. Hospitals	<input type="checkbox"/>	<input type="checkbox"/>	<input type="checkbox"/>	<input type="checkbox"/>	<input type="checkbox"/>	<input type="checkbox"/>
b. Medical care	<input type="checkbox"/>	<input type="checkbox"/>	<input type="checkbox"/>	<input type="checkbox"/>	<input type="checkbox"/>	<input type="checkbox"/>
c. Emergency services	<input type="checkbox"/>	<input type="checkbox"/>	<input type="checkbox"/>	<input type="checkbox"/>	<input type="checkbox"/>	<input type="checkbox"/>
d. Public schools	<input type="checkbox"/>	N/A	<input type="checkbox"/>	<input type="checkbox"/>	<input type="checkbox"/>	<input type="checkbox"/>
e. Libraries	<input type="checkbox"/>	N/A	<input type="checkbox"/>	<input type="checkbox"/>	<input type="checkbox"/>	<input type="checkbox"/>
f. Child care	<input type="checkbox"/>	<input type="checkbox"/>	<input type="checkbox"/>	<input type="checkbox"/>	<input type="checkbox"/>	<input type="checkbox"/>
g. Places of worship (e.g., churches, synagogues, mosques, etc.)	<input type="checkbox"/>	N/A	<input type="checkbox"/>	<input type="checkbox"/>	<input type="checkbox"/>	<input type="checkbox"/>
h. Community centers	<input type="checkbox"/>	<input type="checkbox"/>	<input type="checkbox"/>	<input type="checkbox"/>	<input type="checkbox"/>	<input type="checkbox"/>
i. Cultural organizations (galleries, theaters, etc.)	<input type="checkbox"/>	<input type="checkbox"/>	<input type="checkbox"/>	<input type="checkbox"/>	<input type="checkbox"/>	<input type="checkbox"/>
j. Parks	<input type="checkbox"/>	<input type="checkbox"/>	<input type="checkbox"/>	<input type="checkbox"/>	<input type="checkbox"/>	<input type="checkbox"/>
k. Greenway trails	<input type="checkbox"/>	N/A	<input type="checkbox"/>	<input type="checkbox"/>	<input type="checkbox"/>	<input type="checkbox"/>
l. Solid waste and recycling services	<input type="checkbox"/>	<input type="checkbox"/>	<input type="checkbox"/>	<input type="checkbox"/>	<input type="checkbox"/>	<input type="checkbox"/>
m. Public transportation system: Jaunt/CAT	<input type="checkbox"/>	<input type="checkbox"/>	<input type="checkbox"/>	<input type="checkbox"/>	<input type="checkbox"/>	<input type="checkbox"/>
n. Sidewalks and pedestrian walkways	<input type="checkbox"/>	N/A	<input type="checkbox"/>	<input type="checkbox"/>	<input type="checkbox"/>	<input type="checkbox"/>
o. Biking lanes	<input type="checkbox"/>	N/A	<input type="checkbox"/>	<input type="checkbox"/>	<input type="checkbox"/>	<input type="checkbox"/>
p. Grocery stores	<input type="checkbox"/>	<input type="checkbox"/>	<input type="checkbox"/>	<input type="checkbox"/>	<input type="checkbox"/>	<input type="checkbox"/>
q. Shopping centers	<input type="checkbox"/>	<input type="checkbox"/>	<input type="checkbox"/>	<input type="checkbox"/>	<input type="checkbox"/>	<input type="checkbox"/>

D4. In the space below, please write any comments you would like to share about barriers you have encountered regarding any of the services or institutions listed under D3.

E. Growth and development

E1. Generally, how important do you think it is for Albemarle County to support economic development in the county?

- 1 Very important
- 2 Important
- 3 Somewhat important
- 4 Slightly important
- 5 Not at all important
- 6 Depends
- 7 Don't know/Prefer not to answer

E2. The list below includes different kinds of development. For each one, please tell us whether you think the amount of development in Albemarle County is too low, about right, or too high.

	Too low	About right	Too high	<i>Don't know/ Prefer not to answer</i>
a. Residential development (either built or approved)	1	2	3	9
b. Office development (either built or approved)	1	2	3	9
c. Retail development (either built or approved)	1	2	3	9
d. Industrial development (either built or approved)	1	2	3	9

E3. We now want to ask you more about your opinion on how the County should be growing. What is your opinion of the County's rate of growth over the past few years?

- 1 Much too fast
- 2 A little too fast
- 3 About right
- 4 A little too slow
- 5 Much too slow
- 6 Don't know/Prefer not to answer

E4. How do you think future growth and development will affect each of the following areas in Albemarle County?

	A lot worse	A little worse	Neither better nor worse	A little better	A lot better	Don't know/ Prefer not to answer
a. Housing affordability	1	2	3	4	5	9
b. Schools or community services	1	2	3	4	5	9
c. Ease of getting around by car	1	2	3	4	5	9
d. Parking	1	2	3	4	5	9
e. Job availability	1	2	3	4	5	9
f. Rural character/beauty	1	2	3	4	5	9
g. Safety	1	2	3	4	5	9
h. Overall quality of living	1	2	3	4	5	9
i. Something else (please specify): _____	1	2	3	4	5	9

E5. People have many opinions on development in Albemarle County. For each item below, please tell us whether you agree or disagree with the statement.

	Strongly agree	Somewhat agree	Somewhat disagree	Strongly disagree	Don't know/ Prefer not to answer
a. Residential development of the land in the County is happening too quickly.	1	2	3	4	9
b. Commercial development of the land in the County is happening too quickly.	1	2	3	4	9
c. It is more important to preserve farmland in the County than it is to have more development.	1	2	3	4	9
d. It is important to have less development in the County even if it means you may pay more in taxes.	1	2	3	4	9
e. It is better to have more homes on smaller lots and set aside areas for open space in order to permanently preserve land and maintain the character of the community.	1	2	3	4	9
f. It is better to have neighborhoods in which there is a mix of low-, middle-, and high-income housing options.	1	2	3	4	9
g. It is better to have neighborhoods in which there is a mix of housing options and small-scale retail and office development.	1	2	3	4	9

F. Specific County services and allocation of resources

The following series of questions cover a wide range of topics, including transportation, tax allocation, the environment, and police.

F1. Thinking about transportation in Albemarle County, please tell us whether you have concerns about each of the following items.

	Very concerned	Concerned	Somewhat concerned	Slightly concerned	Not at all concerned	Prefer not to answer
a. Traffic congestion	1	2	3	4	5	9
b. Road quality	1	2	3	4	5	9
c. Safety related to bicycling	1	2	3	4	5	9
d. Pedestrian safety	1	2	3	4	5	9
e. Residential parking	1	2	3	4	5	9
f. Commercial/retail parking	1	2	3	4	5	9

F2. How important is it for Albemarle County to allocate tax dollars to each of the following items?

	Very important	Important	Somewhat important	Slightly important	Not at all important	Don't know/ Prefer not to answer
a. Parks and recreation facilities, programs, and services	1	2	3	4	5	9
b. Improvements to roads, bike/pedestrian paths, and public transit	1	2	3	4	5	9
c. Improvement/Expansion of school facilities	1	2	3	4	5	9
d. Improvement/Expansion of other public buildings and facilities	1	2	3	4	5	9
e. Improvements to rural broadband access	1	2	3	4	5	9
f. Ensuring there is affordable housing in the county	1	2	3	4	5	9
g. Protection and management of land to support native plants/wildlife	1	2	3	4	5	9
h. Other (please specify): _____	1	2	3	4	5	9

F3. In the space below, please provide any comments you would like to share regarding Albemarle County's allocation of tax dollars.

F4. Please tell us how important you consider each of the following items.

	Very important	Important	Somewhat important	Slightly important	Not at all important	Not applicable/ Prefer not to answer
a. Having an energy-efficient home	1	2	3	4	5	9
b. Living close to work in order to save energy	1	2	3	4	5	9
c. Protecting the native plants and animals in Albemarle County	1	2	3	4	5	9
d. Albemarle County supporting and investing in recycling programs	1	2	3	4	5	9
e. Albemarle County taking steps to address climate change	1	2	3	4	5	9

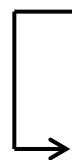
F5. Are you aware of the VIP gold card for Albemarle residents aged 60 years and older that provides discounts to events?

- 1 Yes, I have one
- 2 Yes, I have heard of it but don't have one
- 3 No, never heard of it

We would now like to know if you have had any experiences, positive or negative, with the Albemarle County Police.

F6. In the last two years, have you had any interactions with Albemarle County Police officers?

- 1 Yes
- 2 No (*Go on to Section G*)
- 3 Not sure



F6a. (If Yes) What kind of interaction? *Check all that apply.*

- ☐ Community event
- ☐ Traffic stop/pulled over
- ☐ Traffic accident
- ☐ At a public school/other public institution
- ☐ Arrest
- ☐ Called police for assistance or protection
- ☐ Called police to report a crime or problem
- ☐ Online reporting
- ☐ Other (please specify) _____

F6b. How would you rate the overall quality of your interaction(s) with the police officer(s)?

1. Very good
2. Good
3. Acceptable
4. Poor
5. Very poor
6. I had multiple interactions and they differed in their quality

G. Safety

Now we'd like to ask about your safety practices at home as well as your sense of safety in Albemarle County across different settings.

G1. Do you have working smoke detectors in your home?

- 1 Yes
- 2 No (*Go on to G2*)
- 3 Not Sure

G1a. (If yes) How often do you or someone else in your home test the smoke detectors?

1. A few times a month
2. Monthly
3. A few times a year
4. Annually
5. We haven't tested them
6. Not sure

G2. How many persons living in your household, including yourself, have been trained in cardio-pulmonary resuscitation, also known as CPR?

G3. In the table below, please rate your sense of safety in each setting while in Albemarle County. How safe or unsafe do you feel . . .

	Very safe	Somewhat safe	Somewhat unsafe	Very unsafe	Don't know/ Prefer not to answer
a. At home in the daytime	1	2	3	4	9
b. At home at night	1	2	3	4	9
c. In commercial areas in the daytime	1	2	3	4	9
d. In commercial areas at night	1	2	3	4	9
e. Walking/biking trails in the daytime	1	2	3	4	9
f. Walking/biking trails at night	1	2	3	4	9

G4. If you would like to share more about your feelings of safety for any of the above settings in Albemarle County, please do so in the space below.

G5. Do you currently have children (18 years and younger) living in the home?

- 1 Yes
- 2 No (*Go on to Section H*)
- 3 Other (please specify) _____

→ G5a. (**If Yes to G5**) Do any of your children in the home attend Albemarle public schools?

1. Yes
2. No (*Go on to Section H*)
3. Other (please specify) _____

→ G5b. (**If Yes to G5a**) Thinking of your children who attend Albemarle public schools, how safe do you feel your kids are while they are at school during the day?

1. Very safe
2. Somewhat safe
3. Somewhat unsafe
4. Very unsafe
5. Not sure

H. Inclusivity and Trust**H1. On a scale of 1 to 10, how welcome do you feel in Albemarle County?**

Not at all welcome Very welcome
 1 2 3 4 5 6 7 8 9 10

H2. On a scale of 1 to 10, how would you rate your sense of belonging in Albemarle County?

No sense of belonging Very strong sense of belonging
 1 2 3 4 5 6 7 8 9 10

H3. On a scale of 1 to 10, how would you rate your sense of belonging in the neighborhood/area where you live?

No sense of belonging Very strong sense of belonging
 1 2 3 4 5 6 7 8 9 10

H4. How satisfied are you with the extent to which you have opportunities to voice your concerns as a county resident?

- 1 Very satisfied
- 2 Satisfied
- 3 Somewhat satisfied
- 4 Slightly satisfied
- 5 Not at all satisfied
- 6 Not sure

H5. How satisfied are you with the amount of diversity in Albemarle County government agencies?

- 1 Very satisfied
- 2 Satisfied
- 3 Somewhat satisfied
- 4 Slightly satisfied
- 5 Not at all satisfied
- 6 Not sure

H6. How satisfied are you with the level of communication from Albemarle County government?

- 1 Very satisfied
- 2 Satisfied
- 3 Somewhat satisfied
- 4 Slightly satisfied
- 5 Not at all satisfied
- 6 Not sure

H7. How important is it to you to live in a diverse and multicultural community?

- 1 Very important
- 2 Important
- 3 Somewhat important
- 4 Slightly important
- 5 Not at all important
- 6 Not sure

H8. How important do you think it is for people who work in Albemarle County to be able to live in Albemarle County?

- 1 Very important
- 2 Important
- 3 Somewhat important
- 4 Slightly important
- 5 Not at all important
- 6 Not sure

H9. How important do you think it is for there to be affordable housing options in all parts of the County?

- 1 Very important
- 2 Important
- 3 Somewhat important
- 4 Slightly important
- 5 Not at all important
- 6 Not sure

H10. Generally, how often can you trust your local government to do what is right?

- 1 All the time
- 2 Most of the time
- 3 Some of the time
- 4 Seldom
- 5 Never
- 6 Not sure

H11. How satisfied are you with the transparency and honesty of Albemarle County government?

- 1 Very satisfied
- 2 Satisfied
- 3 Somewhat satisfied
- 4 Somewhat unsatisfied
- 5 Very unsatisfied
- 6 Not sure/Don't know

I. Civic engagement

I1. Are you registered to vote in Albemarle County?

- 1 Yes
- 2 No
- 3 Not sure

I2. Please rate your level of interest in community issues and local public affairs.

- 1 Not at all interested
- 2 Slightly interested
- 3 Moderately interested
- 4 Very interested
- 5 Extremely interested

I3. Please rate your level of engagement in community issues and local public affairs.

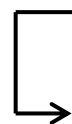
- 1 Not at all engaged
- 2 Slightly engaged
- 3 Moderately engaged
- 4 Very engaged
- 5 Extremely engaged

I4. Do you wish you were more engaged than you currently are in community issues and local public affairs?

- 1 Yes
- 2 No

I5. If you wanted to participate in community issues and local public affairs, do you think there is adequate opportunity for *you* to do so?

- 1 Yes (*Go on to I6*)
- 2 No
- 3 Not sure



I5a. (If No) What makes you think there is not opportunity for you to participate in community issues and local public affairs?

I6. If you were interested in learning more about or making public comment on an issue, to what extent might each of the following *prevent* you from attending an in-person Albemarle County meeting?

	Definitely would prevent	Might prevent	Would not prevent	Don't know/ Prefer not to answer
a. Time of day	1	2	3	9
b. Meeting location (too far)	1	2	3	9
c. Lack of transportation to meeting	1	2	3	9
d. Duration of meetings (too long)	1	2	3	9
e. Format of meetings does not meet my needs	1	2	3	9
f. Child/adult care responsibilities	1	2	3	9
g. Other (please specify) _____	1	2	3	9

17. Please indicate how much of a source, if at all, you consider each of the following to be for obtaining information about the County government and its activities, events and services.

	Not a source	Minor source	Major source	Don't know/ Prefer not to answer
a. Daily Progress	1	2	3	9
b. Charlottesville Tomorrow	1	2	3	9
c. Cville Weekly	1	2	3	9
d. Other media outlets (radio, local television stations)	1	2	3	9
e. Social media (Facebook, Twitter)	1	2	3	9
f. County "A-Mail" (e-newsletter)	1	2	3	9
g. County website	1	2	3	9
h. Public postings at local businesses, library, county offices	1	2	3	9
i. Word of mouth	1	2	3	9
j. Other (please specify) _____	1	2	3	9

18. Is there anything else you would like to share about your experiences living in Albemarle County?

J. Demographics

We have just a few final questions about you. As a reminder, all of your responses are completely confidential. These data are collected for statistical analysis purposes only.

J1. In what year were you born?

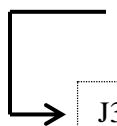
--	--	--	--

J2. Do you have a smartphone?

- 1 Yes
- 2 No
- 3 Not sure

J3. Do you have Internet access at home?

- 1 Yes
- 2 No (*Go on to J4*)



J3a. (**If Yes**) How would you rate the quality of your home Internet access?

- 1. Excellent
- 2. Good
- 3. Fair
- 4. Poor

J4. Where do you typically access the Internet? *Select all that apply.*

- ☐ Just about anywhere I go in the County
- ☐ At home
- ☐ At work
- ☐ At school
- ☐ Public library
- ☐ Coffee shop/restaurant
- ☐ Other (please specify) _____
- ☐ I do not typically access the Internet


J5. Do you own or do you rent your current home?

- 1 Own or buying
- 2 Rent
- 3 Other (please specify) _____
- 4 Prefer not to answer

J6. Do you spend 30% or more of your monthly household income (before taxes) on either rent or homeowner expenses? Please include expenses such as utilities, rental/home insurance, mortgages, and home property taxes.

- 1 Yes
- 2 No
- 3 Don't know
- 4 Not applicable/Prefer not to answer

J7. Which of the following best describes you?

- 
- 1 Employed full time (35 hours/week or more)
 - 2 Employed part time
 - 3 Looking for work
 - 4 Stay-at-home parent/homemaker
 - 5 Student
 - 6 Retired
 - 7 Disabled
 - 8 Other (specify) _____

→ **J7a. (If employed “Full time” or “Part time”) Where is your primary place of employment located?**

1. Albemarle County
2. Charlottesville City
3. Fluvanna County
4. Greene County
5. Louisa County
6. Nelson County
7. Other (please specify) _____
8. All over
9. Not sure (please specify your place of employment and we can determine the location) _____
10. Prefer not to answer

J8. What is the highest level of education you have completed?

- 1 Less than high school diploma
- 2 High school graduate/GED
- 3 Some college but no degree
- 4 Associates Degree (for example: AA, AS) or certificate in career or technical education program for job training
- 5 Bachelor’s Degree (for example: BA, BS)
- 6 Some graduate work
- 7 Master’s, Professional or Doctoral degree (for example: MA, MSW, MD, PhD)
- 8 Prefer not to answer

J9. Are you of Hispanic, Latino, or Spanish origin?

- 1 Yes
- 2 No
- 3 Prefer not to answer

J10. With which race(s) do you identify? *Select all that apply.*

- ☐ American Indian or Alaska Native
- ☐ Asian
- ☐ Black or African American
- ☐ Native Hawaiian or other Pacific Islander
- ☐ White or Caucasian
- ☐ Category not listed (*Please describe*): _____
- ☐ Prefer not to answer

J11. Are you...

- 1 Male
- 2 Female
- 3 I wish to provide my own description: _____

J12. Which of the following income categories most closely describes your total household income in 2019 before taxes, including wages and all other income?

- 1 Less than \$10,000
- 2 \$10,000 - \$24,999
- 3 \$25,000 - \$49,999
- 4 \$50,000 - \$74,999
- 5 \$75,000 - \$99,999
- 6 \$100,000-\$149,999
- 7 \$150,000-\$199,999
- 8 \$200,000 or more
- 9 Don't know
- 10 Prefer not to answer

Thank you for your help and taking the time to complete this questionnaire.

No postage is required to mail back this questionnaire.

Please use the envelope provided.

Lost your envelope?

Please return the questionnaire to us at:

Center for Survey Research

University of Virginia

P.O. Box 400767

Charlottesville, VA 22904-4767

2nd Packet: [CSRID]

Appendix F:

Probability Open-ended Responses

The open-ended responses have had identifying information redacted to protect the privacy of respondents. Otherwise, responses have been left untouched, with the respondent's original spelling, grammar, and capitalization retained.

B1a_Town_City_County- Where did you last live before you moved to Albemarle County? If within the United States- TOWN/CITY/COUNTY	Frequency
Adams County	1
Afton Nelson County	3
Akron	1
Albuquerque	2
Alexandria	22
Algeria	1
Allegheny County	1
Allentown	3
Anchorage	2
Ann Arbor	2
Annandale	1
Annapolis, Riva	1
Appalachia	1
Appleton	1
Arlington	13
Arvonja	1
Ashburn	1
Asheville	3
Ashland	3
Ashland, Hanover County	1
Atlanta	10
Augusta	7
Austin	2
Baldwin City	1
Baltimore	7
Basking Ridge	2
Baton Rouge	2
Bay Shore L.I., N.Y., Suffolk County	1
Beachwood/Cleveland	1
Bedford	2
Beijing	1
Bellevue	1
Bellmore, Nassau County	1
Belmont	1
Beltsville	1
Bergen County	2
Berkeley Heights, Union County	1
Berwyn	1
Bethesda	4
Bethlehem	2
Beverly	1
Beverly Hills	1
Bexar County	1
Big Rock	1
Birmingham	3

B1a_Town_City_County- Where did you last live before you moved to Albemarle County? <i>If within the United States-</i> TOWN/CITY/COUNTY	Frequency
Blacksburg	7
Boca Raton	1
Boise	1
Boling Brook	1
Bookbeal/Campbell	1
Boone	1
Boseman	1
Boston	4
Boulder	2
Bowling Green	1
Bozeman	1
Bremo Bluff	1
Brewster	1
Bridgewater	1
Bronx	3
Bronxville	1
Brooklyn	3
Broward	1
Buckingham	8
Bucks County	1
Buena Vista	2
Buffalo	1
Burke	2
Burlington	4
Caldwell/Burleson	1
Cambridge	3
Campbell	1
Canandaigua	1
Canton	1
Cardiff	1
Carlisle	1
Cary	1
Cedar Falls	1
Centreville	1
Chandler	1
Chapel Hill	3
Charles Town, Jefferson Co.	1
Charleston	6
Charlotte	6
Charlottesville	126
Chatham	2
Chemung County	1
Chesapeake	2
Chester	2
Chesterfield	1
Cheverly	1
Chicago	7

B1a_Town_City_County- Where did you last live before you moved to Albemarle County? <i>If within the United States-</i> TOWN/CITY/COUNTY	Frequency
Chico	1
Cincinnati	1
Cincinnati	1
Cleveland	2
Cleveland Heights / Cuyahoga	1
Clifton Forge	3
Clinton	1
Cold Spring Harbor	1
College Park	2
College Station	3
Collingswood	1
Collinsville	1
Cologne	1
Colonial Beach	1
Colonial Heights	2
Colorado Springs	1
Columbia	6
Columbiana	1
Columbus	2
Costa Mesa	2
Covington	1
Cranston	1
Creve Coeur	1
Culpeper	8
Cupertino	1
Dallas	3
Danville	3
Darien	1
Davis	1
Dayton	1
Deland	1
Delhi	1
Denver	2
Derry Township	1
Duarte	1
Duluth	1
Dupage	1
Durham	2
Dyke, Greene county	1
East Grand Rapids, Kent County	1
El Paso	3
Eliz. City	1
Elkins	1
Elmhurst	1
Englewood	1
Erie	1
Essex	1

B1a_Town_City_County- Where did you last live before you moved to Albemarle County? <i>If within the United States-</i> TOWN/CITY/COUNTY	Frequency
Essex / Chittenden	1
Essex Junction	1
Eugene	1
Evanston	2
Fair Haven	1
Fairfax	40
Fairview	1
Falls Church	6
Farmingdale	1
Farmville	5
Fauquier County	3
Fayetteville	2
Fishers	1
Fishkill	1
Flagstaff	1
Flavanna	1
Flint	1
Fluvanna	18
Fogelsville	1
Fort Hood	1
Fort Lauderdale	3
Fort Monmouth	1
Fort Sill	1
Fort Wachuca	1
Fort Washington	1
Fort Wayne	1
Framingham/ Middlesex	1
Franklin County	1
Franktown	1
Fredericksburg	4
Freehold	1
Fremont	1
Fresno	1
Friendswood	1
Fullerton	1
Gainesville	1
Galesville	1
Gallup	1
Galveston	1
Gambier	1
Georgetown	1
Glen Allen	3
Gloucester	2
Golden	1
Gordonsville	2
Grand Rapids	1
Grant County	1

B1a_Town_City_County- Where did you last live before you moved to Albemarle County? <i>If within the United States-</i> TOWN/CITY/COUNTY	Frequency
Granville County	1
Gray, Jones County	1
Great Falls	1
Greeley, Weld	1
Green Bank	1
Greene	14
Greensboro	5
Greenville	3
Half Moon Bay	1
Halifax	1
Hamden	1
Hampton	3
Harlottesville	1
Harris County	1
Harrisonburg	12
Hartford County	1
Haymarket	1
Hendersonville	1
Henrico	4
Herndon	2
Herndon/Fairfax	1
Hickory	1
Hillsborough	1
Hilton Head Island	1
Hinesburg	1
Hockessin	2
Holliston	1
Horseheads / Chemung County	1
Houston	7
Hudson	1
Huntington	1
Hutsonville	1
Indianapolis	1
Iowa City	2
Ithaca	1
Jackson	1
Jacksonville	2
Jamestown	1
Jericho	1
Jersey City / Hudson County	1
Johnson City	2
Johnston / Cambria	1
Katonah/Winchester	1
Kensington	1
Key West	1
King	1
Kinston	1

B1a_Town_City_County- Where did you last live before you moved to Albemarle County? <i>If within the United States-</i> TOWN/CITY/COUNTY	Frequency
Knoxville	3
Lake Forest	1
Lake Monticello	2
Lake Placid	1
Lake Ridge	2
Lancaster	4
Lansing	2
Las Cruces	1
Las Vegas	2
Laurel	5
Lawrence	1
Lawrenceville	2
Leavenworth	1
Lebanon	2
Leesburg	3
Lewisburg	1
Lexington	7
Libertyville	1
Lincoln	2
Littleton	2
Lodi	1
Long Hill TWP	1
Long-Boat Key	1
Los Altos	1
Los Angeles	7
Loudoun County	1
Louisa	14
Louisville	1
Lubbock	1
Lynchburg	5
Macon	1
Macungie	1
Madison	11
Manassas	8
Manassas/Prince William	1
Manchester	1
Manhattan Beach	1
Mansfield	1
Maplewood	2
Marathon	1
Marietta / Cobb County	1
Marin County	1
Marshall	1
Marshfield	1
Martinez	1
McLean	6
Mebane	1

B1a_Town_City_County- Where did you last live before you moved to Albemarle County? <i>If within the United States-</i> TOWN/CITY/COUNTY	Frequency
Medford	1
Media	1
Melbourne	1
Meliane	1
Memphis	4
Menlo Park	1
Meridian	1
Mexico City	1
Miami	1
Miami-Dade County	2
Middlebury	1
Middletown	2
Midland	1
Midlothian	1
Millbrook	1
Milwaukee	1
Mineral	1
Minneapolis	1
Mireda	1
Mocksville	1
Monmouth Beach	1
Monogahela	1
Monroe	3
Montclair	1
Montezuma	1
Montgomery	5
Moorestville	1
Moultrie County	1
Mountain View	1
Mt. Airy Carroll	1
Muncie	1
Myrtle Beach	1
Naperville	2
Narberth	1
Nash County, rRocky Mount	1
Nashua	1
Nashville	1
Nassau	1
Needham	1
Nelson	13
New Canaan	4
New Canton	1
New Hope / Bucks	1
New Orleans	2
New York City	13
Newport News	2
Newton	1

B1a_Town_City_County- Where did you last live before you moved to Albemarle County? If within the United States- TOWN/CITY/COUNTY	Frequency
Nobleboro (Lincoln County)	1
Norfolk	8
North Bellmore, Nassau County	1
North Brunswick, Middlesex County	1
North Little Rock	1
Northampton	1
Northern Cambria / Cambria County	1
Norwich	1
Oak Park / Ventura	1
Oak Ridge	3
Oakland/Bergen County	1
Odessa	2
Ogden	1
Old hickory	1
Olympia	1
Omaha	2
Orange	13
Orefield	1
Orem	1
Orlando	1
Outside Baltimore City	1
Overland Park	1
Oxford	1
Oyster Bay (Long Island)	1
Page County	1
Palmyra	8
Palo Alto	1
Parkton/ Baltimore	1
Partola Valley	1
Pasadena	2
Pembroke/Plymouth county	1
Pennsylvania Furnace	1
Peoria	2
Philadelphia	9
Philidelphia	1
Phoenix	2
Picayune	1
Pittsburgh	8
Placentia	1
Placer County	1
Poer Richey	1
Pompano Beach	1
Poquoson	1
Port Richey	1
Portland	2
Portsmouth	1
Potomac/Montgomery	2

B1a_Town_City_County- Where did you last live before you moved to Albemarle County? <i>If within the United States-</i> TOWN/CITY/COUNTY	Frequency
Prince Edward	1
Prince William	2
Princeton	2
Provo, Utah County	1
Poughkeepsie/Dutchess Co.	1
Putnam County	1
Putnam, CT / Windham	1
Queens City	1
Quincy	1
Radford	2
Radnor (town) Delaware county	1
Raeford	1
Raleigh	4
Ramah	1
Ramsgatie, Kent, United Kingdom	1
Rancho Palos Verdes	1
Randolph	1
Rapid City	1
Rappahannock County	1
Ravenswood	1
Redding	1
Rehoboth Beach	1
Reno	1
Reston	4
Rice Lake	1
Richlands / Tazewell	1
Richmond	24
Ridgefield	1
Riverside	3
Roanoke	7
Rochester	4
Rockbridge County	3
Rockingham	7
Rockland County	1
Rockville	4
Rockwall	1
Roswell	4
Round Rock	1
Ruckersville	5
Sacramento	1
Salem	2
Salisbury	3
Salt Lake City	2
San Antonio	4
San Carlos	1
San Diego	3
San Francisco	3

B1a_Town_City_County- Where did you last live before you moved to Albemarle County? <i>If within the United States-</i> TOWN/CITY/COUNTY	Frequency
San Juan County	1
San Mateo	1
Santa Clarita	1
Sarasota	5
Scotland	1
Scottsville	2
Seattle	1
Shaker Heights	1
Sharon	1
Shawnee	1
Shelby County	1
Short Hills	1
Sioux City	1
Sioux Falls	1
Smith Station, Lee County	1
Solomons	1
Somerset	1
Somerville	1
South Bend	1
South Boston	1
South Holland	1
South Plainfield	1
Sparta	1
Spartanburg	1
Sperryville	1
Spokane	1
Spotsylvania	3
Springfield	5
St Augustine	1
St Petersburg	1
St. Albans/Franklin	1
St. Louis	1
Stafford	3
Stamford	1
State College	2
Staten Island	1
Staunton	9
Sterling / Loudoun County	1
Stockbridge	1
Stoneham	1
Stowe	1
Strasburg	1
Stuart	1
Stuarts Draft	2
Studio City	1
Stumptown, Gilmer County	1
Suffolk	2

B1a_Town_City_County- Where did you last live before you moved to Albemarle County? <i>If within the United States-</i> TOWN/CITY/COUNTY	Frequency
Summerfield	1
Summit County	1
Sykesville	1
Sylmar	1
Syracuse	2
Tallulah, Madison Parish	1
Tampa	2
Tempe	1
Tesmick	1
The Woodlands	1
Thorndike	1
Toledo	1
Troy	2
Troy/Oakland	1
Tuba City	1
Tucson	1
Turlock	1
Turnersville	1
Turtle Creek	1
Tuscon	1
Utica	1
Valparaiso	1
Vass	1
Vermillion	1
Vernon Hills/Lake County	1
Verona	2
Vienna	4
Virginia Beach	14
W. Hartford	1
Waldoboro	1
Waldwick / Bergen	1
Wallingford	1
Warren	1
Warrenton	3
Washington	10
Watertown	1
Waukesha	1
Waxham	1
Waxhaw	1
Wayne	1
Waynesboro	12
Webster City	1
Wendell, Wake County	1
West Des Moines	1
West Haven	1
West Miami	1
West Stockbridge/Berkshire County	1

B1a_Town_City_County- Where did you last live before you moved to Albemarle County? <i>If within the United States-</i> TOWN/CITY/COUNTY	Frequency
Westbrook / Middlesex Cty.	1
Westchester	1
Westfield	1
Westlake / Cuyahoga County	1
Westmoreland County	1
Westwood	1
Wexford	1
Williamsburg	4
Williamston	1
Wilmington	1
Winchester	3
Winston Salem	5
Woodberry Forest	1
Woodbridge	2
Worcester	1
Wytheville	1
Yardley	1
York County	2
Zelienople	1

B1a_State- Where did you last live before you moved to Albemarle County? If within the United States- STATE	Frequency
Alabama	5
Alaska	2
Arizona	9
Arkansas	1
California	51
Colorado	13
Connecticut	19
Delaware	4
District of Columbia	9
Florida	31
Georgia	22
Idaho	2
Illinois	22
Indiana	8
Iowa	6
Kansas	5
Kentucky	6
Louisiana	5
Maine	4
Maryland	43
Massachusetts	25
Michigan	11
Minnesota	4
Mississippi	4
Missouri	2
Montana	4
Nebraska	4
Nevada	3
New Hampshire	2
New Jersey	34
New Mexico	7
New York	54
North Carolina	57
Ohio	16
Oklahoma	1
Oregon	5
Pennsylvania	55
Rhode Island	1
South Carolina	11
South Dakota	2
Tennessee	16
Texas	34
Utah	4
Vermont	12
Virginia	589
Washington	5
West Virginia	10

B1a_State- Where did you last live before you moved to Albemarle County? <i>If within the United States-</i> STATE	Frequency
Wisconsin	7
Total	1246

B1a_OutsideUSCountry- Where did you last live before you moved to Albemarle County?
If outside of the United States- COUNTRY

Australia
Belgium
Bosnia
Brazil
Brazil
Canada
Canada
Canada
Chile
China
China
China
China
Ecuador
El Salvador
England
Germany
Germany
Germany
Germany
Germany
Germany
Hong Kong
India
Indonesia
Indonesia
Iran
Ireland
Italy
Japan
Japan
Mexico
Mexico
Puerto Rico
Republic of Georgia
Singapore
South Korea
Tanzania
United Arab Emirates
United Kingdom
United Kingdom
United Kingdom

B1a_OutsideUSCountry- Where did you last live before you moved to Albemarle County? <i>If outside of the United States- COUNTRY</i>
United Kingdom
United Kingdom
United Kingdom
United Kingdom
United Kingdom
Venezuela
Zimbabwe

B3_ Other- How would you characterize the area in which you currently live? - Other (specify)
5-20 acre plots - not rural - a + in county - but not traditional suburb
Apartment complex
apartment/condo complex
Between city and county
between suburban & country
Combination of 2+4/development in the country
country neighborhood
Cross between suburban/rural
Dense suburban
Earlsville
Farmington Country Club
Fry's Spring Neighborhood
Gated community
Glenmore
Glenmore
I. L. Colonnades
Ivy
Keswick - semi-suburban
Killed Crozet Village
Meadows - Crozet VA. - Senior Apts.
Near town but in the country
near University of Virginia
outskirts of town
overcrowded small town now - Crozet
Planned community
Planned community
Planned Community
Planned Unit Development (Old Trail)
Residential neighborhood
Retirement
Rural
Rural
Rural
Rural
Rural
Rural
Rural
Rural
Rural Residential
Rural Residential

B3_Other- How would you characterize the area in which you currently live? - Other (specify)
rural subdivision
Rural/Suburban (Key West)
semi-rural - was rural-to-semi-rural 30 years ago; is becoming more semi-rural-to-suburban
Senior Living Community
small city and surrounding area
Small development outside of a town
small neighborhood in the country
Subdivision
Subdivision in Keswick
Subdivision out in country
Suburb of small town
Suburban
to overgrowth, with people.
University Village
urban ring surrounding Charlottesville City
WCBR
we live in Crozet on a large wooded parcel of land
zoned rural

B7- In the space below, please elaborate on why you think the quality of life in Albemarle County will improve, get worse, or stay the same.
[name redacted] work.
+Continued attraction of good restaurants and preservation of rural areas.
-Increased traffic
1 - Development
2 - Consequences of Trump Presidency
3 - Increase in Population
1. Density of growth
2. Traffic congestion
3. Lack of infrastructure
4. Trucks on rural scenic road
1. Somewhat controlled growth; 2. Increased diversity; 3. Increased attraction of talented workers who will in turn demand better cultural and civic services.
1. The traffic on 250 will continue to increase
2. Farm land and open space will decrease
5 years is not enough time to give a realistic view of what might be
A little too much growth going on (Cascadia and other Pantops developments, e.g.)
A lot of land is being put in easement. Schools are good.
A rural, open area where most citizens knew and looked out for another is getting too congested where no one knows one another. An increase in crime is sure to follow.
A small town far from big cities (D.C. area) but with the existence of UVA, it's going to stay (illegible word), but the improvement will stay limited.
A traffic light when leaving Meadows - Because Albemarle Crozet VA. is increasing in residents. New homes are going up all the time.
A.C. values public K-12 education, green spaces, quality public parks. Our county has good leadership who value the overall quality of life of residents.
AC is expensive and I only see this increasing. This cost will decrease diversity w/in Charlottesville.
After growing up in NYC I thought a place in the country would be a dream but some neighbors didn't control their dogs, yards were a disgraceful mess and too much shooting - including into our property! We've been attacked downtown (which is not necessarily a country issue, but the bums stationed along the medians nearby are disconcerting. Increasing development and traffic means we will leave before very long.)
Albemarle Co is growing with more people
Albemarle continues to appreciate in all areas: outdoors, recreation, housing, employment
Albemarle County government is encouraging too much development - we will soon be like Northern Virginia
Albemarle County has show to be a draw for all age groups young and old.
Albemarle county is in a close symbiotic relationship with cville and the University of Virginia - as long as UVA thrives the economy thrives - Albemarle will always be attractive just not sure

B7- In the space below, please elaborate on why you think the quality of life in Albemarle County will improve, get worse, or stay the same.
how much improvement is possible when keeping up with growth in population and traffic congestion at key highways.
Albemarle County is not prepared for the population growth it has already had and will continue to have for the foreseeable future
Albemarle County needs more places for students and retired people to live, at reasonable cost to all
Albemarle County will probably get more populated and crowded, which would make it worse but will try hard to improve, which may keep it even.
Albemarle has grown too much and has continued to sacrifice the natural beauty for development.
Albemarle has, for some years, been on the downward slope of a bell curve. 1. OVERPOPULATION with its many attendant problems. 2. Identity politics1
Albemarle is a progressive county with an excellent bond rating and resources.
Albemarle is pretty much run by Charlottesville trends, and i don't see them changing much.
Albemarle needs to increase spending on education considerably A new high school north of town is desperately needed to alleviate overcrowding at Albemarle High
Albemarle residents don't take what they have for granted. They will guard it.
Albemarle seems to be coming more & more like Charlottesville everyday. The County seems to be losing the values and personality that first attracted me to it.
Albemarle used to be conservative Republican -- Liberal Democrats have won recent elections to make matters worse
All the buildings (apartments, new houses, etc.) may result in overcrowding. However, may also mean we get some new restaurants and shops.
Allowing too many subdivisions without upgrading the infrastructure, particularly roads, between the newly populated areas of the county and the work/shopping areas.
Already - the schools are improving. The shopping malls are being upgraded at this time.
Already a high standard in the county that should continue at the current level.
Although easier to get worse, will of community will not let that happen; very difficult to make better; so will stay the same.
Although the population will probably increase in the next 5 years, the increase in traffic will not negatively affect my quality of life.
Although there are always challenges, people are overall good.
Always hoping for improvement but with rapid growth in the county....? Then, there is the state of our country also!
Always improving
Amenities but county will become more expensive and more crowded. Affordability is already a problem here.
Anticipate continued growth and hopefully good planning will prevent growth from having a negative impact.
Anticipated improvements in utilities (internet, e.g.) and general quality of life
Area has become overly expensive for the lower middle class family of one person !! Rent out of control for one person !! Only the rich can afford this area !!
Area is growing and more opportunities will come.
Around my place it is improving now so I'm sure it will continue

B7- In the space below, please elaborate on why you think the quality of life in Albemarle County will improve, get worse, or stay the same.
Arts, UVa, downtown, wineries, educational
As a rural landowner I expect private property rights to continually decline.
As long as infrastructure (Roads, schools, utilities, etc.) plus services keep up with growth, quality of life should remain the same.
As long as people help each other, mine their business, laws be follow, and more police officers.
As long as there isn't too much building and that tolerance for all people gets better I think quality of life stays the same
As newer residents of the Hollymead area we are now paying the cost of very poor building requirements and inspections which will now only get worse. Second it was absolutely stupid after spending millions to widen roads and then allow 2000 new apartments plus other buildings to be built pouring 2000 to 4000 cars out to rt. 29 and the county does not take responsibility in being responsible for taking care of ditches along their streets.
As population increases, more retail & service-related businesses should open in county.
As taxes get raised (they never go down) property values go up & people (like elderly and poor) can't afford to live here. The cost of living increases are always behind & wages don't increase in scale.
As the county grows, more residents from diverse backgrounds will want to live here – greater diversity leads to better community.
As the population increases so does competition for resources and the need for more buildings and less natural areas.
At mercy of developers. Development occurring too quickly and not thought out: transportation, land use, zoning are concerns. County does not adhere to zoning or have proper resourcing. Residents are at mercy of developers!!
attention. 6. architecture, green space
schools - controlled building
Barring any major changes which are not planned, things should continue as they are.
Beautiful natural surroundings combined with active civic-minded population.
Because I think the people of Albemarle County value the elements that contribute to quality of life in the area and won't let them slide (I hope).
Because it has been getting overcrowded. More + more shopping-centers + housing developments are being built too fast, changing the character of the landscape of the county. Albemarle has never been good at advance planning; for 30 years everyone argued about how/where to put Rte. 29 bypass, until they finally just had to do something + did too little too late for the growing traffic problem, but nobody could come to agreement how to build "the bypass".
because it's growing and I think we'll have more conveniences out our way
Because of Gov. [name redacted] Plans of City Council
Because of new growth
Because the county/town is growing we have more choices, more variation on services, entertainment, shopping etc. it's good.
Because the people will be more educated
Because the whole world is turning to [profanity redacted].

B7- In the space below, please elaborate on why you think the quality of life in Albemarle County will improve, get worse, or stay the same.
Because there is a "no-growth" segment in Albemarle and it stagnates growth.
Because we are in a sanctuary city, to me it seems as if people are leaving and businesses closing
Because we have no housing for the lower income families.
Because when I moved here to quality of life was not really well, but a few years after Albemarle County got some significant changes.
Becoming too populated
Been the same for last 20 years. Still don't have things (cable, healthcare) south of town - everything seems to go N.
Being a desirable location, we will suffer the fate of similar counties- overbuilding, increased traffic and I believe, a bigger income gap, which will further affect the character of AC
Best educational system and great housing with a plethora of medical facilities available to the community
Better library, better gym
Between overcrowding and the higher demand for services that are already being stressed (housing, medical and nursing care)
Big tech companies moving in. Standard of living will go up.
Board of Supervisors do not have the interest of the people. They care only about themselves and do not know how to (represent?) democratically.
Board of supervisors puts too many restrictions on development.
Building a lot of expensive houses
Building boom: overcrowding
Building more large residential neighborhoods means more traffic, more traffic lights, use of the same roads (not adequate as it is), crowded schools, less greenspace. We need a bypass to the west and to the east that starts well north of Airport road that businesses won't be built on.
Building more.
Building of high density neighborhoods that will impact traffic negatively.
Building too many houses way too many in Crozet
business development
Business opportunities & convenient shopping will reach Earlysville.
Can't expand too much without providing proper maintenance of existing infrastructure first.
can't imagine changes for the worse.
car wood stove pollution. recycling
caring people who want to make life better.
Challenge with growth. Need to provide appropriate infrastructure. Hope the county will deal with issues before conditions worsen.
Change is extremely difficult to affect in the county.
Change is not really happening to make things better.
Change will happen, but the proximity to mountains and Cities (DC, Richmond) , and the influence of Uva, will continue to make this area a desirable place to live.
Changes appear to move slowly in the county. In part due to each of new businesses, and in part due to the approach which keeps county 95% rural.

B7- In the space below, please elaborate on why you think the quality of life in Albemarle County will improve, get worse, or stay the same.
Changes over the next 5 years are likely to be fairly small. some of the changes will be positive while others will be negative. The net effect on quality of life will be neutral.
Charlottesville and Albemarle have a lot to offer culturally, and in natural beauty & the leadership care about continuing this.
Charlottesville is an attractive place to live. There are many employment opportunities here. The tax revenue will increase. Cville is a progressive town and improves quality of life.
Charlottesville politics will spill over & make life in Albemarle county worse
Charlottesville's politics continue to waste \$ on government welfare projects instead of preservations of life liberty and the persuit of happiness.
City & County Government, little confidence in current leadership; emphasis not on economic growth for youth
City continues to grow with new restaurants & attractions.
Close call due to increased traffic congestion which will get worse, but hopefully offset by increased quality of life in other areas.
Committed elected officials, county staff, and residents
Communities are getting smarter - motivation is there. And resources.
Compared to NY, Alb is very pleasant. Good access to everywhere, lots of activities, reasonable (compared to NY) cost of living.
Concentrated growth in areas like Crozet are putting a strain on infrastructure and natural resources . Decreased housing and cost of land make farming a think of the past and make it harder for native Albemarlans to afford.
Concern for affordable housing, transportation alternatives, and the environment
Concerned about increased traffic, higher cost of living (housing prices & taxes.)
Concerned about rampant development without proper provisions (proffers) from developers to guarantee affordable housing and proper infrastructure and proper quality education for all. concerned about too much development
Concerned with building "modern" designs taking away the charm of older buildings, architechture
Concerns about quality/ capacity of schools and infrastructure as population grows significantly.
Condensed housing development. Increased traffic without alternate routes.
Confident county will adequately address adverse impacts of growth and continue to manage the rate of growth.
Congested roads
Too many subdivisions
Congestion
Congestion / overdevelopment
congestion, population growth, traffic management (lack of foresight), empty retail space.
congestion
Considering only local issues, not fed. or state funding, the county is being unwise in allowing the development of high density housing and destroying the environment. e.g. Cascadia. Lack of infrastructure to accommodate new growth! Planners don't listen to citizens' concerns.
Consistent growth in housing. I meet retired couples from all across the U.S.A.
Constant changes, some better, some worse

B7- In the space below, please elaborate on why you think the quality of life in Albemarle County will improve, get worse, or stay the same.
Constant growth degrades life for those who knew the area earlier.
continue to grow, new construction, desirability
Continue to have high taxes, continue to have a lot of good restaurants and a beautiful setting. Tourism will remain strong.
Continued development and population increase, particularly in western Albemarle. Overall trend of increasing micromanagement by all levels of government.
Continued development will lead to improved infrastructure and schools.
Continued development without infrastructure improvements, e.g. roads, improvement to broadband access
Continued development without roads or public transportation, increasing cost of housing versus pay scale/ cost of living.
Continued residential growth will lead to traffic congestion and stretched government resources
Cost of housing is concerning; traffic and rampant growth; lots of positives of living in the county
Cost of living increases
Cost of living increasing.
Cost of living is high in Albemarle
cost of living is too high
Cost of living is too high. Rent is too high. Rent is too high for family with one income.
Cost of living too high. Too much development; not considering school impact.
Cost of living will continue to increase creating more income inequality.
Cost of living will continue to rise and displace middle-income families, but UVA does bring the community opportunity in form of healthcare/education/research.
Cost of living will continue to rise. Traffic will get worse. It will generally resemble Northern Virginia more and more
County government is good in planning ahead
County government wants to improve
County government will not change existing laws to allow for more diverse businesses in the county.
County gov't making life worse by over reaching its authority. Also, by over-taxing, and spending wastefully.
County growth continues, and requires appropriate infrastructure and school systems. If this is addressed, I predict quality of life will improve.
County has many programs to help improve the community.
county is growing maybe too fast.
County is taxing us too much and restricting property owner rights. Those of us who own land are being forced to manage our property as non land owners want to see our property.
County is uninterested in adapting to expanding population and its needs
County leadership appears to be wedded to the status quo.
County like most places is slow to institute change.
County officials constantly change plans/guidelines in place to suit their wants. Community plans that are approved are ignored. Lack of infrastructure. Roadways are a disaster- need a real by-pass

B7- In the space below, please elaborate on why you think the quality of life in Albemarle County will improve, get worse, or stay the same.
County seems to be working to preserve open spaces and views, limit growth, and support public education - all essential to maintaining quality of life.
Crime is rising, traffic is more congested, cost of living is rising, small town feel is leaving
Crowding of schools that are not prepared, traffic
Crozet for example - for example re. master plans the results are disappointing / UVA and land use easement (2 illegible words) and the tax base shrinks with only benefit to UVA.
Crozet is a growth area. Worried about too many people and not enough infrastructure, but overall- Albemarle County is fantastic.
Crozet is growing too fast and the infrastructure does not seem to be able to handle the rapid growth.
Culture is declining. Being run by liberal, progressive democrats.
Current road work in area properties are being sold urbanization.
current trends in government
Currently the County states that it is prioritizing walkability and accessibility. If action is taken on these priorities, our quality of life will improve.
Cville continues to promote growth, and such growth will continue to add to traffic volume, increased demands on infrastructure etc. The same old "Growth is progress" myth.
C'ville is growing, but its growing in a responsible way.
C'ville political influences
Democratic control
Democratic imposition on innocent citizens will cause a civil war as the Attorney-General has already said he will send in the VA National Guard. The legislature has started the "RED FLAG" laws to confiscate guns when a person has not been charged with a crime, much less convicted.
Democratic state government will increase taxes and regulations.
Democrats
Democrats/liberals will ruin society here.
Density, traffic, large city problems - like crime, liberal politics
Depends on Growth
Depends on how much the University expands.
Depends on traffic. Getting worse.
Depends on what happens next, will taxes increase etc.
Depends on who wins the 2020 presidential election
Development
development has been steady
Development in the county; farms changing to subdivisions, thus more traffic.
Development increasing. Commercial businesses increasing. Property cost rising too high too fast.
Development is moving at a VERY rapid pace. The infrastructure is struggling to keep up with it.
Difficulty of building new housing and density limits keep economic range of residents steady yet limits diversity.
Diversification of the economy will continue to accelerate. New people, new ideas, new opportunities.

B7- In the space below, please elaborate on why you think the quality of life in Albemarle County will improve, get worse, or stay the same.
Do not expect rapid growth or major changes.
Do not foresee major changes.
Do not see much push for change. However, some things must change - traffic. We're building a beautiful community that lacks infrastructure.
Do not see significant change.
Don't know what would change
Don't expect too much Gov't Overreach
Don't know: I live in Crozet where the population is exploding in size and infrastructure is not adequate to handle.
Don't see a lot changing in the county.
Don't see that any resources will be allocated for improvement, infrastructure, utilities, services
Drivers will still be using cars; traffic
drug violence, conservative vs. liberal views, (opioid influence), intolerance of differences, cost of living, city and county not working together (housing)
Due diligence by Board
Due to fast growth, roads will be congested, water will be in shorter supply, sewers will be insufficient, power needs may not be met.
Due to outreach programs and the consistent desire for improve education and quality of life.
Due to rampant development, I see Albemarle County losing the qualities that have made it a desirable place to live.
Due to the current political leadership this county will progressively get worse.
Due to the election of liberal and not God fearing persons. These people believe in a way of life that goes against God's and our fore fathers' wishes.
Due to the traffic / roads, especially Rt. 250 east of town. 1 + hour to drive 4 miles is unreal.
Economic development, thus more careers for both entry-level professionals as well as beyond
economy seems strong
Elected officials are small-minded and care for fewer citizens. Taxes are too high!
Eminent domain can adversely affect property rights.
Junk cars are allowed in neighborhoods
Every year seems to improve the quality of life in most places in Virginia, especially Albemarle County.
Everything is for blacks & mexicans!
Everything is geared toward UVA - large college population impacts the community even though they are not permanent residents.
Excellent place to live. There will be continued population pressure making improvement difficult.
Excessive building, traffic control, taxation
Excessive growth, particularly high-density development.
Excessive residential and commercial development
Excited about opening Biscuit Run park and trail system, which should offset some negatives (traffic especially)

B7- In the space below, please elaborate on why you think the quality of life in Albemarle County will improve, get worse, or stay the same.
expect general economic trends to stay the same. Unaware of projects/changes upcoming.
Expect traffic to become more of an issue with no room for bypass roads or plans for additional road widening or new bridges.
expensive, too much growth
Far too much unplanned development, horrible environmental protection laws, traffic expansion, and unplanned population growth.
Five years is a short time and policy changes are slow
Five years is too short a time to make such a judgement. Therefore, the same.
Focus in cycling lanes, hiking trails, community parks
Focus on efforts to 1) bring new businesses 2) address inequalities and 3) be more environmentally conscious
For the 9 years we have lived here in Crozet, there's been discussion of expanding downtown, but very little has occurred.
Forethought for outside spaces
Money coming in from UVA/UVA Medical
From 'average' urban living I believe that it will become heavily urban. Cars and crowds. (illegible)
From my personal perspective, the fact that I believe Albemarle County will stay the same is a positive. I grew up here, but was living elsewhere for 37 years. I'm back and I'm glad I did.
future planning is stronger than ever
generic subdivisions will encroach on farm and rural land; urban/rural polarization will increase
Gentrification of City populace will impact quality of life in the County. In addition, increase in cost of living/housing will impact quality of life. Schools will improve slightly over next 5 years.
get worse
Get worse - Alb. County passed on by-pass!! Bad for County, bad for business!!
Get worse - limited infrastructure developments, shops on decline, public park (illegible) / amenities less than Charlottesville, not encouraging business development e.g. Champion Brewery.
Get worse - traffic and loss of green areas.
Get worse due to continual growth and roadside trash.
Get worse due to increased traffic and development.
Get worse due to taxes, traffic
Get worse due to traffic.
Get worse. Too much development; increased urban density; increased traffic; no northern high school
get worse-more people
Getting to be congested
Getting too liberal. Dislike the stance on statues being removed, homelessness on every corner.
getting too much traffic congestion.
Good city management proactive in improving infrastructure and listening to residents.
Good co. government! No corruption! Free and fair elections!

B7- In the space below, please elaborate on why you think the quality of life in Albemarle County will improve, get worse, or stay the same.
Good economic base & support services
Good infrastructure; good weather; good food; good people.
Good planning – vital
Good schools, high taxes, small town feel
Good: more amenities, restaurants
Bad: more traffic, becoming more like a generic Northern VA suburb
Government and their rules
Great economy. However, I see life getting better for those who have, more difficult for have not.
Great people with great priorities
Great place, but property taxes are increasing due to growth.
great services
recycling
Library
Greater Density
Greed in the development of land.
Greedy developers are over building, which fills our roads to near capacity.
Green space preservation, community planning, building restrictions.
Growing & developing too quickly for resources to keep up
Growing and expanding beyond available infrastructure.
Growing population and traffic
Growing to fast - too much traffic
growing too fast
Growing!
Growth and too many restrictions on the residents in the county. Growth causes the need for more services equals higher taxes!!
Growth creating transportation and infrastructure issues.
Growth in my area brings convenience, but is countered by increased problems-traffic, safety, loss of privacy.
Growth in the County will make it necessary to improve infrastructure and enhance amenities.
Growth is carefully controlled.
Growth is removing trees and wildlife from natural habitats due to increasing building of residential and commercial areas. Existing structures remain abandoned.
Growth is too rapid
Too much traffic
Insufficient roadways
Growth is very fast right now; we imagine traffic will get worse, and have concerns about the preparation for growth. Broadband internet in the county would help!
growth out pacing infrastructure

B7- In the space below, please elaborate on why you think the quality of life in Albemarle County will improve, get worse, or stay the same.
growth too much traffic for road system
Growth will continue, new business opportunities will arise, new services will serve the population, politicians will overreact and argue against growth. Same as it ever was.
Growth will make it worse - but i do not oppose growth.
Growth with limited infrastructure and increased taxes
Growth zones populating too quickly. Live near Crozet; don't have the road network to accommodate. County should promote using 64 for Crozet folks.
Growth, congesting roads, developments and civil planning are questionable.
Growth, traffic buildings of all kind!
Guess it is up to politicians. Taxes going up, poor internet service.
Hard to get much better considering our size - Cannot imagine people of C'ville would let get bad.
Healthcare will improve
More shopping options
Healthy economy, educated population.
High cost of living
High traffic volume, increase in real estate taxes
Higher population combined with even more limited public resources.
Higher prices will drive people with lower income out.
Traffic is bad
Higher taxes
higher taxes, more congestion, larger more crowded schools, reduced countryside, more government regulation.
Highly desirable place to live. we choose to live here. Academics, beauty, high energy. "It's where people get older but they don't get old."
Highway/Traffic improvement are not to pace with the population growth and commute pattern
Homeless problem needs additional help. Re. prices over inflated need to be reevaluated. Improve job compensation.
Homelessness will not be solved, affordable housing is not a priority. Poverty and living wages continue poor. The wealthy too powerful (eg. Failure of western _illegible- and more.
Hope
Hopefully addition to wireless coverage in Southern Albemarle County will add value to our education systems.
Hopefully improve. Housing prices so high!
hopefully it will stay the same and not continue to get more expensive
Hopefully some progressive improvements with Democratic majority now in state legislature.
Hopefully stay the same
Hopefully the Yancey School Community center will provide needed support for that area of the county. Closer to C'ville will continue to appreciate the expansion of amenities and services.
hopefully with developments we will see quality of life go up.
Hopefully with infrastructure upgrades and good planning we'll catch up to bigger city norms

B7- In the space below, please elaborate on why you think the quality of life in Albemarle County will improve, get worse, or stay the same.
Hoping political checks and balances keep things about the same. would be nice if it did improve, though.
Hoping that transportation will improve and more business development.
Hoping to buy a house in Albemarle and quit renting
housing and auto density will increase without any measures to hold or support with traffic measures or transport.
Housing and rental rates will only increase and traffic will get worse.
Housing development on farmland
Housing developments keep being built without improvement to schools, roads, etc.
Housing is constantly being built but infrastructure and roads are not keeping up. With the population growth and the number of drivers.
Housing prices are rising, schools are overcrowded. and walkability, bikeability are not good in much of the county (negative) but commerce/jobs seem to be increasing + quality of education is very good (positive).
Housing that is affordable is non-existent. We could not afford to live here without having multiple jobs. Cost of living is very high.
Housing, cost of living, traffic
Housing/development approved with no plan for services and infrastructure (schools, etc.); too much density within 19th C. transport patterns (e.g. Crozet)
I am an optimist. I hope more bike lanes will be developed.
I am concerned about increasing regulation and taxation.
I am concerned about sprawling shopping places and empty ones
I am concerned about the development of new office and retail space when old retail space needs revamping, such as Giant, Fashion Square and Albemarle sq.
I am concerned about the northern area--decisions about specifically the woodbrook area have been made were very poor.
I am concerned with the influx of people which I don't think the county will keep up with increased traffic and roads.
I am hoping Biscuit Run Park becomes fully operational and the Southwood development comes to fruition with decent low cost housing.
I am not aware of any major changes on the horizon that would significantly change quality of life.
I am not mobile to know (illegible).
I am optimistic that this area will improve but I think that the population is growing and buildings are expanding in size and volume and I'm nervous it will become too city-like.
I am unsure at this time. I live in the part of the county that is seeing great amounts of development, and I miss the woods that used to be near my home. I am unsure how happy I will be living where I do as this rapid growth continues. I don't see that it adds to our quality of life.
I anticipate development will be encouraged to bring in new housing and more money.
I anticipate more traffic and fewer services.
I anticipate that services and opportunities will increase, but that traffic congestion will worsen and "green space" will decrease.
I appreciate the protection from urban sprawl in the rural areas. However, concentrating urban density into only 5% of the county is unreasonable.

B7- In the space below, please elaborate on why you think the quality of life in Albemarle County will improve, get worse, or stay the same.
I believe Albemarle is a good place to live. But, for a single person on a small to modest salary, it is a difficult place to afford.
I believe is getting better. I see already is improving on 29 toward Greene county.
I believe it will continue to attract successful people from all over the country.
I believe most resident will continue to enjoy a very good quality of life. I also believe there are some individual who will struggle with quality of life and leave due to the high cost of affordable housing and low income they are experiencing.
I believe that economic development will improve over time
I believe that the quality of life in Albemarle County will get worse in the next 5 years because the County board will continue to increase taxes on the individual and deny businesses the opportunity to open in the county.
I believe the city/county is trying to grow opportunities for children and teenage fun and recreation. However, traffic is still a problem, especially as more and more housing is developed.
I believe the county is trying hard to evaluate citizen's concerns and plan for growth and plans to address citizen concerns.
I believe the downtown Crozet initiative will be great!
I believe the growth that Charlottesville has seen in the past years will make the people in charge want to do better.
I believe the housing will continue to be too expensive for all but the highest income.
I believe the push for affordable housing in Albemarle will bring more diverse people to the area, bringing businesses to the area as well.
I believe the quality of life in Albemarle County will get worse because of liberals beginning to be voted in to run this county.
I cannot guess in which direction it will go.
I cannot predict the future.
I don't know because all depends (in my own opinion) about the economy and education and I hear in the news that a lot of stores and companies are closing so that makes me feel a little insecure.
I do not expect the current supervisors to make many or any improvements.
I do not see much difference in the past five years, thus do not expect much change.
I do not think we have the infrastructure in place to support the continuing influx of new residents. Also, the ever increasing cost of living that does not match wages.
I don't have enough information on plans for the future
I don't have faith that the traffic problems will keep pace with development and growing population. I also think that we and the rest of the world will suffer increasingly from climate change.
I don't have sufficient experience to make a comment about the future.
I don't know enough about the subject. My quality of life doesn't necessarily depend solely on where I live.
I don't know of any plans to significantly improve quality of life so I imagine it will stay the same, though I anticipate increasing cost of living and traffic.
I don't know.
I don't see any indications one way or the other

B7- In the space below, please elaborate on why you think the quality of life in Albemarle County will improve, get worse, or stay the same.
I don't see much in the way of new building and construction, so it would seem that there shouldn't be an increase in traffic or noise or congestion.
I don't see the board of supervisors adapting to modern thinking (i.e.) for a college city we don't have good restaurants, shopping malls, or places of entertainment.
I don't think a whole lot will change in 5 years, but I suspect more traffic/congestion as we continue to build up downtown data science hub. Less affordable housing.
I don't think much will change over the next 5 years.
I don't think the infrastructure where I live can support the rapid population growth.
I expect taxes will increase, making it more difficult for the middle class to live here. The cost of living here is already prohibitive for many people.
I expect there will be more affordable housing, district services for people who need them. The leadership in Clac Sffus to have their priorities in line with ours.
I expect traffic to get worse, especially in the vicinity of our home.
I fear it will become overcrowded with many more housing complexes being built every day and traffic getting more congested
I fear the liberal majority which seems to be exerting more influence which I feel may be negative.
I feel as if my thoughts haven't changed in a long time... shy would it change in 5 years. I love it here and it's why I have been here my whole life.
I feel like there is already progress to improve.
I feel the politics are creating animosity and divide. The surplus of tax revenue and still increase of taxes is choking the people who live here.
I feel there is too much high density development in the area. I came here to get away from that in NoVA and now tall buildings are built, townhouses, and apartment complexes. The nature of the town is some too crowded.
I have a positive attitude.
I have been here for 2 years and nothing has changed. I do not see where it would get better. (I do love living here though)...
I have concerns about the ability of the community to grow sustainably, with proper plans for development. Affordable housing, rising cost of living, and increased taxes are also major issues.
I have not lived here long enough to determine that.
I have not lived in the County long enough to witness any significant changes that I'm aware of or that affect me.
I have not seen changes in ages.
I have only lived here for 5 months, so have no clue.
I have seen improvements over the last six years and I would expect that will continue
I have seen some good improvements, but not a lot of improvements.
I HAVE SPENT THE LAST 20 YEARS LISTENING TO THE SOUNDS OF CONSTRUCTION. I NO LONGER LIVE IN THE COUNTRY, BUT AM SURROUNDED BY NEW HOUSING. WHERE DID MY QUALITY OF LIFE GO?
I hope improve. But that will depend on the degree in which we allow ourselves to continue to become a suburb of Charlottesville, versus a mostly rural and beautiful, independent community.
I hope it remains the same but I am concerned about over development & impact an infrastructure (e.g., roads, utilities)

B7- In the space below, please elaborate on why you think the quality of life in Albemarle County will improve, get worse, or stay the same.
I hope it will improve.
I hope stay the same but development in Crozet gives me concern about traffic, school, education availability, etc.
I hope that it "stays the same" because now it appears to have a handle on crime as compared to other towns.
I hope the county will become "greener" and more eco-conscious.
I hope the county will handle growth wisely.
I imagine services & good gov't will compensate for the pressures of an increasing population.
I just think we are maintaining.
I like where I live as it is.
I live in a rural area away from the growth.
I live in an area that is overly affected by population growth.
I live near Crozet and the huge increase in population there brings problems - traffic, higher cost of living, etc.
I live outside of Scottsville and have for 18 years. While some things have improved others have gotten worse, so it balances out.
I love this county but I feel like there are going to be no frees left and a building on every inch of land. I overlook 5th St. Station and that has been hard.
I moved to Charlottesville in 1982. First 20 years this was a great area to live. Since then, population growth has substantially increased and degraded quality of life.
I only think it will get worse because of the increase in density in my area. Nothing wrong with growth, as it brings other benefits. I just prefer a less populated area.
I really don't have a local basis... So far it seems to have more traffic than it should, but it isn't "manic" like New England is.
I see no catalyst for major change. There will be growth pressure because of the area's many assets, but the wealth in the community will resist that pressure.
I see no factor making a big change.
I see no systemic process to make large scale improvements.
I see nothing in county government that points to forward thinking in the current or past county supervision.
I think Albemarle Co. is in danger of urban sprawl. As more businesses seek to expand into rural areas, I believe the comprehensive plan will expand as well.
I think community leaders are aware of the things that need to be done to maintain a good quality of life and are working towards that. Improvement would be better but I hope it at least stays the same.
I think developments will continue to improve the county, but I don't see any progress being made with overcrowding of schools or law enforcement in the county.
I think growth is being handled well.
I think it depends on who is elected.
I think it will be difficult but possible to keep up the quality of life. (Influx of new residents, water, schools, etc.)
I think it will become more crowded and traffic will get worse.
I think it will get worse because the Board of Supervisors has made so many bad rulings in the past 10 years eg tax raises, dog ordinance, possibility of rain tax, etc.

B7- In the space below, please elaborate on why you think the quality of life in Albemarle County will improve, get worse, or stay the same.
I think it will improve because of infrastructure construction, including needed road improvement and (illegible) for internet connections in the rural areas.
I think it will just be keeping up with the growth --influx of population.
I think it will stay the same because stores will close and probably have new stores opening and probably have more lights.
I think life everywhere is going to get worse
I think more people will move here and that will have both positives and negatives
I think our leadership (supervisors, planning commission, school board, etc.) values stability, for the most part.
I think people are looking more critically at ethical and civil rights aspects that may have been ignored in the past. Also , county residents are no longer in favor of all growth, but instead weigh the pros and cons.
I think it will be more crowded and hotter (climate change). I am afraid society, locally and nationally, will continue its path of not wanting to pay for needed services.
I think taxes going up will be hard on low to middle income people.
I think that the more people that move here, the more tax revenue and the better parks will get as our area of the county gets built up.
I think the 90's were the significant growth spurt for this area, I don't see it getting significantly larger.
I think the city is growing and more people are moving in. If the city is not prepared to accommodate all of these people, the quality of life can get worse
I think the county only cares about the younger demographic and we older homeowners are being taxed out of our homes to support programs for that demographic.
I think the county will improve. It has improved a lot over the years that I have lived here.
I think the issues with the statues, and the way the city government has handled that, will lessen the quality of life in the city and the county.
I think the quality is pretty good now and just won't change much.
I think the quality of life in the county will continue to improve, but I worry about land taxes steadily rising. So on balance, I anticipate a zero sum gain in satisfaction.
I think the quality of life in the County will decline because: (1) Traffic in the area will continue to grow and the existing infrastructure won't have the investment or time to keep pace with new development (What can we do to support a more grid-like traffic network? Can we plan for a stronger, multimodal public transport network?), (2) We aren't thinking about WALKABLE communities that allow people to age in place and feasibly reach necessary amenities without a vehicle, and (3) The cost of housing is insane given the size and amenities of this area (Metropolitan prices (comparable to Portland or Boston - but with a lesser grade quality of housing stock) for a County?).
I think the quality of life will get worse. The roads in Crozet are not sufficient to handle increased # of cars. Housing is too high for long time residents.
I think the quality of life will improve with regard to walkability and bikability. I think it will decline because of the amount of development of upper income homes.
I think the rent rate is not great. When people retire or get older. Even for some young people trying to get ahead too high; don't always make the money.
I think the surge in growth, especially in the Crozet area, will out pace the infrastructure of the county resources, water, schools, land.
I think the urban areas need tending to as far as up grades on ability to communicate with the outside world (internet etc.)

B7- In the space below, please elaborate on why you think the quality of life in Albemarle County will improve, get worse, or stay the same.
I think this is largely to be determined by future development, laws, and external factors.
I think traffic will get worse and commuting will take longer.
I think traffic will get worse.
I think traffic will get worse. Hopefully, amenities such as bike and walking trails and parks will improve.
I think with the growth of building and slow pace of build roads will make it more difficult to get around. The area high schools are busting at the seams and little is being done to address the over crowding at AHS.
I trust Albemarle leadership will continue to provide excellent services and environment in which to live.
I visit Old Trail regularly & the traffic planning was faulty (too few exits were planned). There's a clog at the entrance when parents deliver & pickup children from school. The fact that the pre-planning was not good does not bode well for any future development by the County. Also, because of lack of traffic management I cannot make a left turn onto 250 from Owensville at certain times of the day.
I worry infrastructure needs (roads, schools) will not keep pace with development (houses).
I'd (R seems to use this as an abbreviation for increase.) Population fluctuated by I'd construction of new residential housing; especially townhouse/condominium housing
I'd like to think traffic and low income housing issue will be addressed.
If capable persons are elected to decision-making positions, quality of life should improve.
If Democrats take over, God help us!
If local service and or broadband are not improved and if zoning/development is not better regulated, things will get worse.
If more people come into Albemarle County at a faster rate than the county can keep up, that can cause problems (i.e. more crime).
If our supervisors continue in the direction they are going now leaning toward a bigger government things can only get worse.
if the cost of living continues to go up, it is going to make quality of life even worse for middle and lower income households.
If the population growth stabilizes and zoning remains the same, quality in the county will remain the same.
If you people in charge of our government will keep up with your liberal policies Albemarle Co. will be the worst place to live.
Illegal immigrants will put pressure on infrastructure - schools, healthcare, housing, etc.
Illegals / criminal activity / too many people on welfare / unaffordable housing / being forced to give up our way of living and beliefs / losing English as our language and more...
I'm 81, lived here all my life. Not much has changed for the Black and Elderly. Cost of Living is hard for us to live too, expensive!
I'm concerned a rapid population growth could negatively affect service provision and natural areas. Daycare costs are already very high and may continue to increase.
I'm concerned with the amount of new housing construction - and no corresponding easy/convenient transportation. Very concerned with "urban sprawl". Take a look at the Sacramento/Central Valley of California and see what the "sprawl" looks like. Then - make sure Charlottesville doesn't do what Calif. has done.
I'm generally optimistic with the traffic improvements and work to rehab are failing retail shops.

B7- In the space below, please elaborate on why you think the quality of life in Albemarle County will improve, get worse, or stay the same.
I'm hopeful.
I'm in southern Albemarle. Areas in north & western parts will probably improve.
I'm moving to country, out of town, but still in Albemarle. I'll be closer to downtown, restaurants, events, etc.
I'm not a political person, but I can tell that this town will be ruined by local politics in the near future.
I'm Optimistic. I see investment and support of green spaces, bike infrastructure, alternative transportation and culture. I hope!
I'm unaware of any changes that will change the quality of life either way
Impact of growth on infrastructure, traffic, cost of living
improve snow removal
They only plow the other side of the street.
Improve: more pedestrian and cycling trails and access. Worse: more traffic and pollution.
Improved shopping and outdoor recreation.
Improvement of housing, i.e. South wood/Habitat
In 1-2 years I have not seen any improvement.
In Southern Albemarle our rescue squads are being closed. So medical emergencies become much more severe for those in these types of areas.
In the 10 years I've been away, development in Albemarle county has accelerated. I watched the same thing happen in Loudoun County. It will get worse -- more congestion, more noise, higher prices and higher property taxes, utility costs, especially water.
In the almost 10 years we have lived here I have seen additional programs for children the schools have fewer buses and longer travel times. Old buildings are slipping behind academically. There is not a convenient recycling program. With the influx of residents I would expect improvement in these areas and I have not seen any.
In the area I live i don't think there will be too much development but the town I am close to will have more amenities.
Incessant imposition and increase of taxes and government expansion coupled with an erosion of willingness to protect citizens' rights.
income inequality
Increase in # of residents, stores, job opportunities. Real estate continues to increase.
Increase in number of buildings taking away from the beauty of the area.
Increase in population - too fast
Increase in residential housing causing higher density traffic, strain on resources and infrastructure and overcrowding schools.
Increase in services will keep pace with rise in population stay the same
Increase in traffic without road system to handle growth. Road system not keeping up with needs of county.
Increase in undocumented individuals and the city and county protection of these individuals! Increase in panhandlers at every intersection!
Increase income inequality, too much development and lack of housing
Increased building and population. Inadequate roads for increasing traffic.
increased cultural activities, counterbalances development & growth

B7- In the space below, please elaborate on why you think the quality of life in Albemarle County will improve, get worse, or stay the same.
Increased growth and amenities will offset the loss of rural beauty and tranquility.
increased growth, school size, and traffic
Increased housing and traffic, increase in taxes
Increased housing development will impact natural resources ie water, increasing real estate taxes will impact elderly and middle income families
Increased population
Increased population growth will deteriorate the quality of life - increased traffic, higher housing costs, etc. However, I think the effects of this will be minimal over the next 5 years.
Increased population will likely decrease the quality of life.
Increased population without adequate infrastructure. Eroding of individual rights, including gun rights. Increased fees regulations, etc. from officials who are out of touch with anyone outside their own liberal circle.
Increased population, aging infrastructure, crowded schools
Increased population, traffic, congestion
Increased population. Less natural areas. Deforestation.
Increased services (bus, housing) for low-income residents.
Increased traffic
Increased traffic congestion due to failure to build roads, especially western by-pass.
Increased county government regulation of more and more aspects of individual lives.
increased traffic, noise, trash, gunfire
Increased urbanization, loss of local businesses by replacement of w/chains, increased traffic problems, loss of local culture.
Increased vehicles on Rt 151. Possibly water table decrease because of wineries, brewries, etc.
Increases in average incomes. Higher percentage of young families with children
increasing crowdedness
still fighting the civil war
Increasing rent driving people from C'ville to county, in turn increasing rent.(Infrastructure not prepared, public transit poor, bad for biking/walking.)
Increasing Taxes; wasteful spending
Increasing traffic as more people move in and more development occurs in sprawl fashion versus denser clusters
Increasing traffic congestion will counter benefits of more development.
Increasing traffic, congestion
Infrastructure and roads are not supportive of impending growth and development. Most neighborhoods lack sidewalks and proper street lights for safety. Speed limits need enforced and red light cameras would be of great benefit (increase revenue while decreasing motorists running red lights). Schools are headed towards overcrowding if not already there. Building a new high school rather than offering more online, less-personalized course work or in off-site facilities.
Infrastructure not prepared for increased population and spread.
Infrastructure of roads & schools needs to be increased as population increase, but this area has so much beauty to offer.

B7- In the space below, please elaborate on why you think the quality of life in Albemarle County will improve, get worse, or stay the same.
Instead of leaving it as a lovely little town, it is being overbuilt with too much traffic - feeling more big city-like. Sad.
Issues for older citizens not a priority
It already has just about the max it can spread at the rate it expands I would get out. If you keep up the spread I will definitely get out. You already have a fast expansion rate -- just multiply x 5 and you will feel the squeeze.
It been the same for a long time.
It could improve based the local businesses in the area that are thriving.
It depends on elected officials, planning and tax rate.
It depends on how many trees get cut down. The more unsustainable development occurs, the worse life in Albemarle will become. Albemarle is valuable because of its nature.
It depends on the board of superintendents
It has been getting worse the last 20 years - development w/o infrastructure - roads and schools for instance lagging behind growth - county has undervalued their assets - not asked enough of developers (\$\$\$) to finance infrastructure.
It has reached its growth period earlier, so its potential seems realized, and it will likely endure.
It is a older established aim.
It is already very good, so I hope it stays the same.
It is an expensive place to live. If costs continue to rise, quality will get worse. If they level off they will get better or stay the same.
It is becoming too crowded, especially the roads and streets.
It is getting too crowded.
It is getting too populated and there is more and more building every year.
It is very expensive to live here and if you are not tied to UVA in some way it is not very fun.
It may get worse if we continue to add homeless from somewhere else. I hope it stays the same.
It saddens me that our local government spends so much time and money on removing civil war statues instead of more important things.
It seems like there is a lot of growth - houses/businesses
It seems to take so long for decisions to be made and adapted.
It will become more crowded with more traffic and the cost of living will increase (taxes).
It will depend upon the amount of county government regularity & taxes (e.g. the rain tax)
It will get a little more crowded, have a little more traffic that we'll probably be unprepared for, and the weather will continue to get weirder in unpredictable ways because of climate change. However, I imagine the Internet and cell phone reception will improve, which will be nice.
It will get worse as the population increases and infrastructure does not keep pace.
It will get worse because there are no solutions for affordable housing or overcrowding in schools
It will get worse only if we allow the Charlottesville city government "liberal" model of focusing on wasting time and money for non productive causes.
It will grow in residents

B7- In the space below, please elaborate on why you think the quality of life in Albemarle County will improve, get worse, or stay the same.
It will improve because diversity is increasing and the variety of activities available for residents are also increasing. BUT rental prices are a problem.
It will improve with all the new constructions and commercial complex being built, more people will visit.
It will improve with increasing commitments to economic development, affordable housing and infrastructure.
It will worsen because the BOS has allowed developers to do whatever they wanted, without consideration for infrastructure. Taxes continue to rise at the whim of the BOS.
It would be difficult to get much better and I do not anticipate too much change resulting in it getting worse overall
It's a balance. I think traffic in my area will worsen but overall life is good.
It's already great, I don't expect it to get worse or better.
It's awful the ;leadership, greed and costs are completely out of control.
It's becoming too expensive to live in the county, but yet my income is too high for public assistance programs.
It's building up fast, improvements will have to adjust to the expanded growth.
It's going to get worse all over. The economic disparity will continue to grow and local fixes aren't enough, not that the County is doing much to fix it anyway.
It's overdeveloping. There is no affordable housing being built.
It's such a great place to live that people are flocking to this area. It will be too crowded to keep the quality of life we now have.
Job opportunities and cost of living are important factors that could determine outcome.
Job opportunities for parents that support rise in cost of living such as medicaid, rent, taxes, and childcare.
just guessing
Just worried about increased traffic.
Lack of affordable housing - with yards! on .5 or 1 acre lots, & terrible internet service - I don't see any concrete plans that will improve these issues for people.
Lack of attention to educational needs. Limited Broadband. Road maintenance in remote areas.
Lack of infrastructure investment- schools/traffic to match residential development growth
Lack of infrastructure to support growth. changing demographics
Lack of infrastructure; traffic congestion.
Lack of leadership, traffic congestion, county government that's not progressive, become too tied to the city of Charlottesville and all of their problems.
Lack of long range planning for growth - County is playing catch-up on roads, schools.
Lack of planning for growth. Growth taking place currently and approved for the future destroying rural integrity and no plan for roads/infrastructure
Lack of political diversity on the board.
Land use. Planning OVERDEVELOPMENT/ Even though I have lived in CHO 5 years, I have traveled through Albemarle County frequently since 1975 and see the change.
Lasting change is difficult
Law abiding citizens here
Less development in my area. That is good.

B7- In the space below, please elaborate on why you think the quality of life in Albemarle County will improve, get worse, or stay the same.
less money, more people, population stress and pressure
Letting the county build & build & build before addressing infrastructure. Let them pile on top of each other on Charlottesville & keep the horrendously ugly buildings in town. C'ville is completely ruined.
Liberal attitudes of BOS
Liberal politics and values will continue to erode constitutional, democratic, capitalistic culture.
Liberal, socialist policies of elected officials like the commonwealth's attorney.
Liberal ideas have ruined Albemarle and will continue too. Thomas Jefferson is rolling in his grave.
Likely to improve -> land for parks, schools
Likely to worsen -> development, traffic
Cancels out to "stay the same"
Limited growth employment-wise. Lack of tax dollars to improve services.
Limited room for development
Living in this home since 1991; internet competition seems to be stalled. New business seems to be an idea that is frowned upon and Century Link recently has "upped" speeds but refuses to admit it has it cause we didn't/couldn't pay them couple thousand dollars to "tie in." My neighbor paid and has 80 MG and he paid the special "fee," and when I called at a later date C. L. now says it can only offer 40 mgs. I think new lines might be in the "right of way." The county should be more interested in what Century Link has done in C'ville/Hickory Ridge and now hides it (that 80 mg line) for the privileged few that paid the special fee.
long term planning not a focus
Loss of rural areas
congestion
overcrowding roads
Lots of uncertainty, concerns over economic stagnation, inability to shake the past and look forward leaves members in perpetual state of guilt.
Luxury-additional building its already better thanks to Stonefield expensive but bettering the neighborhood etc. (?)
Mainly due to the move of the Center at Belvedere. The space for parking and activities will increase and seniors will have more programs to participate in.
Managing growth effectively and wisely appears to be challenging for any local government.
Many factors come into play to be sure to know
Many people interested in improvement. Very broad? leadership
massive growth will degrade access to services
Members of board of Supervisors are allowing property use rezoning that will have a great negative effect on the current infrastructure that is already outdated. It appears they want to create northern Virginia-type gridlock and significantly raise the cost of living in Albemarle County.
Middle class declining, more poverty, more crime, more drugs.
money; politics

B7- In the space below, please elaborate on why you think the quality of life in Albemarle County will improve, get worse, or stay the same.
Moneys/taxes are spent on things that are not most important.
More access to fresh grocery and shopping options, more work on developing better intersections, but more traffic.
more amenities
More amenities continue to grow
More amenities, better roads, move services
More amenities, conveniences, etc. are bound to come to Albemarle County based on better educated residents being attracted to the area.
More and more trees are chopped to make room for building housing. Humans are invading natural habitats for animals and destroying open space.
More Business
More People
Better Life
More congestion from expanding housing in the county. Lack of public transportation.
More congestion north of Charlottesville because of development. With more people comes more crime, more traffic, more schools. The need for higher taxes to support the growth.
More congestion. Less infrastructure. Too crowded. (for me)
More democrats
More densely Populated
More problems if infrastructure not approved accordingly
More development and increase in investment + resources
More development but at the cost of a small -own feel.
More development is inevitable, but area seems to cope fairly well.
More development will reduce the more rural and rustic appeal. But also will bring some new resources and amenities.
More development without provision for traffic and public transportation.
more educated people are settling here
More efforts need to be made.
more growth
More growth in the area, but expect my area to stay the same.
More growth, less roads, water, infrastructure to support growth. Rte 29 is already a mess, as Hydraulic to Barracks Rd is confusing and Rio Road is a bottle neck now, lanes changing at intersection are bad!
More homes being built with no new roads. Traffic during rush hour is terrible.
More houses and stores - no infrastructure to build more roads/wider roads - too congested
More houses are being built without any improvement to the infrastructure.
More houses being built, more traffic
more industry, less living space and more expensive housing for retirees
More interest in growth and less interest in preserving
More large, elaborate homes being built; we're losing valuable rural land!

B7- In the space below, please elaborate on why you think the quality of life in Albemarle County will improve, get worse, or stay the same.
More money being generated in area.
More opportunity for things to do likely in future//comes with development and "crowd" increase
more options for dining, shopping and entertainment
more parks, additional sidewalks, improvements to roads, more places to shop & work
more people
More people = more problems. good people solving problems.
More people are coming here to live , so it is hard when you have more people to keep safe and happy. More businesses seem to want to come here, too.
More people are coming, and more facilities and services will be added.
More people are moving here so development will continue
More people equals more traffic and our roads are not ready for the increased volume of cars.
More people moving here.
more people moving into the area will prob improve life
More people moving into the country.
More people moving to county but roads in my area have never been paved or widened, just tar and gravel--on a main road between Crozet and Dyke. Not enough room in some parts for busses and cars, or trucks and cars to meet without having to stop so one can get by. This is the conduction of the road on NW Albemarle Co. Such a disgrace. Also taxes increase but no dumps to put trash like surrounding counties. We have to pay for everything.
More people, congestion and loss of rural beauty and higher cost of living
More people, higher taxes, more governmental control and more traffic will make the quality of life worse. Likely bigger government, too.
More people, infrastructure is not adequate to handle what we have let alone what's coming
More people, more congestion on the road, more noise, more pollution, less empty/free space
More people, more problems, but more resources to address the problems.
more people, more traffic, more crowded
more populous, more traffic. Road improvements will only keep pace
More poverty; less resources. Too much government control. Too much construction leading to overcrowding.
More programs/services for the elderly, continued improvements with infrastructure
More residents=more traffic=more problems=lower quality of life
more retail, services, entertainment offset by traffic & urbanization
More retirees are moving here; wealthier individuals also moving and creating an expensive place to live
more services
More services, but also more people using them. Affordable, but potentially less so than now.
More stores are available. More health organizations built.
more stores are opening and makes new jobs
More subdivisions, more hotels, shop centers, more traffic, higher taxes.
More thought needs to be given for affordable housing (for all age groups), transportation (being and private vehicles).
more traffic

B7- In the space below, please elaborate on why you think the quality of life in Albemarle County will improve, get worse, or stay the same.
More traffic - schools overcrowded
Little affordable housing available
More traffic congestion
More traffic, more business building, more residential building. There seems to be a lot of empty office space.
More traffic, more congestion
More traffic, more empty malls.
More traffic.
More traffic. Not enough recreational options.
more urbanization
most residents don't want change
Mostly due to overall national political climate and own expectations of economic trajectory. Class divisions are becoming stark, and C'ville will not be immune to the coming fallout.
Multiple housing units being built and no infrastructure provided. Schools now overcrowded. "Main" roads and traffic issues.
My 1974 junior high school yearbook had 63% white, 37% minority classmates overseen by reluctant integrationists like [name redacted]. Our son's 2019 high school yearbook classmates are 97% white, 3% minority, in roughly the same feeder pattern. Looks like the liberally affluent outsiders have done what the poor segregationists couldn't - white out the western part of the county including all of my slave-descendent classmates.
My brother and I are getting older and may leave to move at a later day
My experience shows that in the last five years the quality of life has remained the same!
My general parameter of commercial and cultural resources will still be here. the type of people / type of conversations (illegible) in the community will generally still be here.
My husband has a steady job here. Hopefully cost of living does not increase.
My quality of life for the past 15 yrs. has been limited by dreadful phone service. There is only one provider, CenturyLink. I have an Iphone, too - but have no service in White Hall because of poor cell tower coverage.
NA
natural geography. proximity to large cities, & the presence of a world class University are all unlikely to change.
Naturally, each system is going to be better. Let's be optimistic!
Need a comprehensive high school in the north. The failure to get business like Lidl was a complete horrible failure. the drought caused by water management was pitiful.
Need common place like a park for kids to on Old Trail. Convenience of 24 hrs. pharmacy in case of Emergency. Trail Connecting neighborhoods. Recreational Clubs, Community Centre.
Need more parks/recreation opportunities
Schools - HS north of town; digital divide, "centers" siphoning off best students
Need to keep up the infrastructure, schools, housing.
New building seems uncontrolled - too much growth without first building infrastructure - roads and schools (over-crowded), increasing taxes
New commercial building, allowing vacant older buildings to sit, loss of green space, poor traffic planning.

B7- In the space below, please elaborate on why you think the quality of life in Albemarle County will improve, get worse, or stay the same.
New development at UVA and downtown will draw people and demand for services will drive business. Wine country will become an increasing draw also.
New development of new shops, more pedestrian/cycling friendly.
new development; upgrade roads; school
New establishments were being started, which will improve the quality of life.
New growth/development over the last 10 years. I see that trend continuing. (small area plans).
new houses, new shops, new developments.
New housing and retail options
New subdivision with skating rink!
Nice housing being added. Parks developed (Biscuit Run Park)
No community will change.
No county recreational facilities (swimming indoor pool, indoor basketball...) to keep kids off the streets and stop vandalizing. Without single stream recycling creates more trash and waste.
No idea
No incentive for supervisors or administrative personnel to do so.
No known major improvements on the books
No known major reasons it will get much better or worse.
No major changes - just more residential, less retail - more eateries
No more constructions; population grow slowly
No one can predict the future.
No one wants to have taxes raised to provide more services.
not a lot has changed in the past 20 years.
Not enough affordable housing for low, medium income people and seniors.
Not enough places for teenage kids to go in Charlottesville that are not expensive or you dont have to drive a long time to get to
not enough quality control on architecture of commercial development. Ugly, commercial developments, low quality chain stores & restaurants.
29 is the gateway to our town & it gives a horrible impression.
not enough time to make effective change-smaller towns don't like change.
Not in agreement with lawmakers views. Taxation is ridiculous with more on the way. Traffic on 29 is unbelievable + in 5 years it will look like a parking lot.
Not many signs that things will change dramatically, Local economy appears to be stable but large transportation issues are coming.
Not much done about the roads in past except for bridges. Not a whole lot changing in our area in past. We try to keep the liberals out of here.
Not much has changed in our part of Albemarle Co. in my adult life
not much room for improvement
not sure
Not sure
Not sure if infrastructure will keep pace with population growth.

B7- In the space below, please elaborate on why you think the quality of life in Albemarle County will improve, get worse, or stay the same.
Nothing here seems to change.
Ongoing development without plans for improving roads and schools.
Opportunities exist to have better internet in the more rural areas, road quality is not consistent, good farmer's markets but not enough recycling.
Opportunities, amenities are pretty good, but living expenses are far too high.
Our community will grow but I'm confident the Crozet Action Comm. is planning for this growth.
our development and lack of community.
Our political system is in a desperate state. If Trump is reelected, all bets are off.
Our population is growing but the roads are not adequate for the people here now, few have space to expand. We will stay locked on the same roads.
Out in the country it seems to take longer for things to change!
Out of control growth, unnecessary commercial and residential building, costly road projects that did not improve traffic flow. Ex: JWP at 8:00 AM.
over building, over crowding, dense traffic, business vacancies
Over building, traffic, rear estate taxes
Over crowding, poor traffic patterns (Rt 250), loss of rural areas
Over Crowding, Traffic
Over Development
Over development, increased traffic, poor public transport, no solution to housing crisis.
Over development, loss of park land and natural areas, too many roads and cars, increased traffic and speeding vehicles. The county is becoming dirty and trashy - we are getting used to seeing trash everywhere. Please address the trash issue. Wildlife lost to cars and development.
Over development/traffic
Over growth, taxes increase more, less rural areas.
Over population, no road improvements
overall structure of county and services are sound
Overbuilding on 29
Overcrowded. Commercialized--> including a lot of chain stores/restaurants and even 'cookie cutter' (ie. Ryan Homes) that will make this place less unique and lose the individualized touch of Albemarle that we love
Overcrowding and increasing housing costs will cause quality of life to decrease. The population growth continuously worsens the traffic and housing costs are pushing long time residents out of the county.
Overcrowding legislation. Skyrocketing cost of living.
overcrowding, civil unrest
Overcrowding, more housing developments, poor infrastructure. Increased traffic, far too many dump trucks going back/forth.
Overcrowding, traffic issues, loss of farms and open space.
Overcrowding, traffic, low wages, expensive housing
Overcrowding.
Overdevelopment along RT. 29 N, Pantops etc.

B7- In the space below, please elaborate on why you think the quality of life in Albemarle County will improve, get worse, or stay the same.
Overdevelopment, increased traffic, higher cost of living, increased racial tension, notoriety of Charlottesville(!), hyper-connectivity, Silicon Valley Syndrome!
Overdevelopment.
Overgrowth
overly gentrified
Too much new construction
Over-populated. Taxes.
Overpopulation will clog the streets and strain the schools.
Overtaxation; broad difference in socioeconomic classes; real estate costs are too high.
Part of my quality of life is knowing that my fellow citizens are benefitting equitably from our overall wealth. That is not currently the case, and I have not heard of any mitigating strategies.
Paving paradise. Putting up shopping malls that fail. 29N/S looks more and more like Suburbania than the beautiful gateway to the blue Ridge That tourists came to see. My friends from out of state that come every year to see the beauty of Albemarle County don't come anymore. Crozet is gone to housing crowding. C'ville gone. Too massive skyline blocking the mountain view only the wealthy get the views - what land have you saved?
People complain that there doesn't seem to be a way to handle traffic. If C'ville and Crozet keep growing and roads aren't addressed, it will be a problem.
People from major cities in other states are moving here and voting to increase taxes + limit recourse to the farmers / locals / conservatives.
People in government seem to have an agenda. Do not listen to taxpayers.
People resist change. Too many people destroy the quality of our environment. Too many don't care. Thankfully many work to improve!
People want the environment to get more healthy, but big money and big business seem to usually get their way... and that doesn't usually equal good for the environment.
Personally my life may get worse because of aging, but will likely remain the same because we are getting too many people.
Planned improvements to infrastructure - sidewalks, roads, parks. I hope for better access to high speed internet - more providers to choose from. Improvements at CHO Airport and Amtrak
Planning for expansion is at best poor based on what we have seen in last 5 years. Traffic and Infrastructure needs more careful planning.
Planning is a "cluster", the Comprehensive Plan is too restrictive for residential and commercial development, high density is wrecking this area! Cascadia is a terrible project. Riverside is also a bad mix of residential and retail.
Plans on restricting gun rights for county residents.
Political environment - not common sense governing.
Political environment is not focused on identifying and dealing with current problems. Issues in Charlottesville spill into the county.
Political government leaders represent us politically.
Political Reasons and the cost of living increasing
Political movements against constitutional rights (2nd amendment) and ideological movements that endanger children ("Transgender" "Rights")
Politics & who can afford to live here & who chooses to live here

B7- In the space below, please elaborate on why you think the quality of life in Albemarle County will improve, get worse, or stay the same.
Poor (illegible) for population of city + country. Very bad city council and supervisors. Taking down management to history. Too many people who do not care.
Poor choice on spending
Poor city leadership. Flawed political goals.
Poor leaders, selfish leaders, leaders not concerned with the public.
Poor leadership/representation
Poor planning for population growth and economic development will increase public costs, traffic, habitat loss, etc.
Poor planning for traffic and growth zones in the County.
Poor planning. Being overbuilt, with no meaningful effort to reduce traffic or improve public transportation. You will let someone build literally ANYTHING, no matter how ugly, how little parking, and no matter how much traffic it adds - as long as they build it right along the road with convoluted signs and traffic patterns with parking in the back.
poor zoning; too much growth
Poorly planned growth is an issue in the western part of the county.
Population density is increasing too rapidly, thanks to new construction, without matching infrastructure (eg adequate mass transportation, schools)
Population growing too much.
Population growth
Population growth & investment's improvement in public ammenities. Investment and redevelopment of existing older neighborhoods.
Population growth and business development likely will not be met with infrastructure improvements.
Population growth is placing too much stress on roads, schools, and other facilities and infrastructure.
Population growth is putting stress on the system of roads and making it more difficult to travel. It is also creating new residential development which is replacing natural environments near town.
Population growth will continue to stress all system and affordability will continue to decline.
Population Growth
County Taxes
Travel- More Congestion
Population growth, climate change, decline in civic responsibility in age of Trump
Population growth, congestion + cost of housing
Population growth, cost of living too high, becoming an enclave for the elite only
Population growth, development, pipeline, pollution, loss of wildlife habitat.
Population growth, poor control of housing
Population growth, which will bring increased traffic, higher property taxes, and overall stress on the infrastructure.
population increase
Population increase is a negative. Some improvements that will result from the population increase (new roads, schools, e.g.) are a positive.

B7- In the space below, please elaborate on why you think the quality of life in Albemarle County will improve, get worse, or stay the same.
population increase will have major effect.
Population increase, lack of public transportation, affordable housing concerns
Population is growing, but amenities are sufficient, except for adequate lower income housing options.
Population is growing. Traffic is much getting worse. number of crimes will be increasing.
Population pressure will not be served by improved quality & the schools or infrastructure.
Population will grow but I don't see infrastructure plans being made to keep up properly. So the place will still be nice to live in but I don't see it improving.
Population will increase, but services to support that population will not keep pace.
Population, traffic, housing costs
Predicting the future is error laden.
Pretty good now
Prices/cost of living and taxes will continue to increase
not pedestrian or bike friendly enough
Primary roads already overburdened often. 2,000+ new housing units planned for RT 29 corridor will only worsen the situation, plus put added burden on schools.
Problems - 1. Over restrictive residential and business zoning leading to extremely high housing costs and a business unfriendly environment. 2. Overbearing government.
Problems with transportation and lack of affordable housing cannot be corrected in only 5 years.
Progress moves slowly
Need more bike paths and roads in County and City of Charlottesville
Progressive government with the fast growth
Property taxes too high. Health care costs too high. School costs and facilities too expensive.
Public services in Crozet does not seem to be moving at the same rate (slower) as the increase of residential housing.
Put affordable housing at Fashion Square Mall=BAD
Add Parks= Good
QOL already seems high in my area. I don't believe the county is doing anything significant to increase or decrease QOL currently.
Quality of life has steadily improved. I first came to the area in 1967, and have seen great progress here since then.
Quality of life is fine now. Growth is being reasonably well-managed. The rate of growth and development will present continued challenges
Quality of life will improve because we will have gotten more involved with life and people in Virginia.
Questions B4 & B5 would elicit vastly different answer. depending on the economic situation of the respondent. For those with adequate means B4 = 1 + B5 = 10, for low-income families, B4 = 4 + B5 would be below 4. Rising real estate values, plus rising real estate tax rates, make Albemarle county even more expensive for those on fixed, lower incomes.
rampant development/ poor infrastructure
Rampant growth and constantly increasing taxes will negatively impact quality of life, as they already are.

B7- In the space below, please elaborate on why you think the quality of life in Albemarle County will improve, get worse, or stay the same.
Rapid growth; poor planning; slow response to growth; increased taxes.
Rate of growth brings more traffic congestion. Less convenient access to necessary shopping
Re: taxes will increase; more traffic
Regulations put on rural areas - dog barking ordinance
Repairing bridges, traffic control, recycling
Residents and local leaders and staff are dedicated to our well-being and the natural environment.
Response related to area in which I reside. Rural areas seem to be steady state. However, based on changes I've seen in the last 20 years, the City of Charlottesville is undergoing substantial change.
Road conditions - need to improve by enlarging roads and building bypass - at present it can only get worse - speeding and driver anger results.
Road system takes too long to keep up with growth in area - which is unsafe. Too expensive to have diversity.
Rte. 250 is congested and overdevelopment of Crozet and traffic will lower quality of life in Albemarle.
Rural identity being affected by rapid growth and insufficient roads.
Ryan Homes (cheap, too close, cutting down forests), traffic, poor road planning, businesses closing
same to worse because of traffic
School system - Quality of school is one thing county needs to seriously work on. School ratings are falling each year.
Schools are overpopulated, no immediate plans for new schools.
schools not improving much but better amenities
Schools will not maintain pace of population growth. Schools will be overcrowded.
Seems like we are growing in a positive direction.
seems to have responsible governance
Seems well funded, so improvements are likely to get done.
Sense of community has already declined sharply over at least 10-15 years.
Overdevelopment, loss of wildlife habitat, and plant communities; decreased local commerce in favor of big business & internet contributing to decline of sense of cohesive community
Slow Population Growth
Slow very slow action to be done (this is followed with what might be a question or an exclamation mark, or some more obscure symbol that is hard to make out)
So much building up but poor people won't afford their taxes.
so much depends on the national political situation, it's hard to forecast. The economy is probably going to slow and that will affect quality of life.
So much depends upon our elected officials in the next five years and their plans, growth/education, etc.
Socioeconomic disparity is growing. Very little public transit options. Housing is not affordable or available.
Some aspects will likely improve while others will get worse - netting about the same. Housing at affordable rates is a problem that needs to be addressed.

B7- In the space below, please elaborate on why you think the quality of life in Albemarle County will improve, get worse, or stay the same.
Some things may improve such as access to greater technology. However, global impacts (economy, environmental) may begin to have more impact locally.
Some things will improve (roads, airport) while some things will get worse (wider gap between the rich & poor; more growth without enough planning; more chains & big box stores; making us more like No. VA), for maybe a net effect of being about the same QOL.
Status quo — slow improvement, rampant development
Stay the same
Stay the same
Stay the same because of active citizenship and governmental structure
Stay the same if rate of new housing development keeps steady
Still good place
Stores are vacating. There is trash on the roads, I shop in Waynesboro. It is a "sanctuary city."
Striving to keep the community the same is a realistic goal these days
Super rich so more fun things coming and county will block excessive development to keep it nice for the wealthy.
Taking away the mountains, trees wildlife
Tax will be too high to stay.
Taxes already burdensome will certainly go up as they always have.
Taxes increased to levels of the N/E US regulations and ordinances will hurt the county.
Taxes keep increasing
Low income housing being built
too many traffic on road
trying to take guns away
Taxes- no land left.
Taxes too high to enjoy the county, growth in Crozet out of control not enough services to keep up
Taxes will continue to increase.
Taxes will continue to increase. Schools will continue to impose ideology, rather than teach basic educational skills, e.g. reading, writing, math, critical thinking, historical context.
Taxes will increase - no more farmland
No affordable housing - ?upper 600,000 is affordable
over crowding of schools -
Taxes will likely increase. Quite a few county officials do not seem interested in rural needs as the recent rain tax proposal indicated.
Taxes will rise, too much development.
The Albemarle County Master Plan for development balances opportunities for economic growth with preserving the rural assets that are so essential to the quality of life here.
The area has become way too politically liberal. There are too many residents and too much traffic and not enough good infrastructure.

B7- In the space below, please elaborate on why you think the quality of life in Albemarle County will improve, get worse, or stay the same.
The area has grown too fast creating traffic problems, etc.
The area has lots of jobs and improving every day.
The area will be more populated. We will losing wooded areas.
The Board of Supervisors continue to operate in the same mode, even though the people change.
The board of supervisors has a comprehensive plan and good tax base.
The Board of Supervisors refuses to adequately plan for future population growth with regards to infrastructure. This will lower quality of life. They also make economic growth through new businesses very difficult which continues to increase the tax burden on residential real estate.
The board of supervisors, planning, schools, police, sheriff's office and the county administration are well qualified for office and truly are aware of the needs of the county.
The Charlottesville/Alb. County is extremely congested. The roadways do not support the volume of people who live here.
The choices being made by current Bd of Supervisors have led to mass home construction w/no road or infrastructure improvements. Higher taxes every year, no good job ops outside of Uva & retail.
The city is growing which will lead to more traffic (negative) but bring more businesses (positive) and convenience (positive). However, many businesses seem to be closing there are a lot of vacant buildings.
The community activity strives to make area a nice place to live.
The community here is "forward thinking." We may not be perfect, but will be among best in VA + USA.
The community seems to be actively growing and improving.
The cost of homeownership is increasing, and higher taxes and government driven affordable housing will just add to the problem.
The cost of living and housing in Albemarle County makes it difficult to live and work here. most areas are not diversified because of the high cost of housing.
The cost of living in Albemarle county is quite high, and the number of people moving into the county will tax the servicer.
The cost of living is becoming unproportional to the amenities and opportunities provided by Albemarle County.
The cost of living is too high. Property taxes aren't spent wisely and are too high for the elderly and most other people. There should be property tax relief for the elderly with higher asset limitations.
The costs of living are skyrocketing, while wages and income growth remain the same. More traffic and more houses will cause a detriment to the county
The county does nothing
The county has too many restrictions on business coming into the area.
The county is addressing the issues of recycling, public transportation, and affordable housing.
The county is being grossly overdeveloped. Infrastructure, traffic, and essential services are deteriorating. Look at the mess in Crozet as an example.
The county is better organized
The county is building and improving
The county is building on its strengths, provided primarily by its educational and medical facilities. Growth areas are identified and targeted.

B7- In the space below, please elaborate on why you think the quality of life in Albemarle County will improve, get worse, or stay the same.
The county is getting just like Ch'ville – worse
The county is growing.
The county is growing; young families & retirees are settling here.
The county seems to be trying to work on improving school facilities, recreational facilities, and general infrastructure
The current and immediate prior Board of Supervisors responds to problems in Albemarle. Members of the community also bring problems to supervisors for them to address.
The current liberal/progressive politicians slowly but surely will continue to raise taxes, continue to degrade the quality of schools, etc.
The demographics probably won't change that much in 5 years.
The general "climate" isn't stable; politics, not ethics and planning, is the variable.
The goofballs are taking over (See the Charlottesville City Council)
The government seems to control the growth well.
The growth in the county.
The growth is too fast. Housing is too expensive.
The growth rate will increase road construction. Taxes are increasing too fast. Water is becoming too expensive.
The increasing overdevelopment in Albemarle County is eroding the qualities that brought us here 10 years ago. And the sense that the development is unplanned or poorly planned makes it feel worse.
The leaders are good and they look out for the people and land.
The leaders lack the vision how to tackle some present and future problems
The liberal leanings of the community.
The liberal policies are unsustainable. The county refuses to offer services to ALL county residents
The location that was live has no high speed internet. Our address also has almost no cell signal.
the newer developments
The officials in office are always looking for ways to improve - seek + ye shall find :)
The only thing that will change is if UVA shuts down. The economy will falter then.
The outside influence is ruining the community it's not what it use to be.
The pace of change in Albemarle, and central VA as a whole, is slow, at best.
The pace of development and destruction of natural areas has to be the most precipitous of any county in the country.
The part of Albe Co in which we live is growing quickly and I don't think the infrastructure for roads, affordable housing, and public schools will/is keeping pace.
The People
The planning boards appear to be busy trying to improve most aspects of the area.
The political trends of the county are now too similar to that of Charlottesville. We can see where that has led the city.
The population is growing faster than road improvements being made.
The population is growing too rapidly leading to more traffic than can be handled by the current road system. Real estate development is moving too quickly leading to less open space.

B7- In the space below, please elaborate on why you think the quality of life in Albemarle County will improve, get worse, or stay the same.
The problems I see with quality of life in Albemarle County are quite intractable.
The quality hasn't been altered drastically in the past five, so I assume the next five will be roughly the same.
The quality of life has been stable for the 30 years we've lived here. I don't expect major changes given supervisor's leadership.
The quality of life here is good now so I feel comfortable that it will stay good.
The roads are not being updated to handle the growth.
The shopping malls are dying, we have to go to bigger cities to go shopping if we don't buy things online. The environment is good though.
the staff is inefficient and arrogant. Our tax burden will increase as a result and housing affordability will get much worse.
The state does not support infrastructure adequately. Roads and bridges, schools, all are heavily stressed.
The things that are great here will continue and grow, but cost of living will continue to rise, too.
The town of Crozet is building too many expensive subdivisions which will cause traffic congestion and ugly shopping areas.
The two biggest issues I see are 1) Too rapid population growth and 2) Completely inadequate county-wide public transportation.
The University will contribute much of the improvement.
The world's problems know no boundaries
The cost of housing is not improving, amount of houses and apartments increasing and no new roads or infrastructure has been added.
There are changes coming, new developments, new businesses, greater population, new roads, construction. Some will have positive impacts, some may have negative - hard to predict.
There are improvements being made - lots more housing although transportation and sidewalks or lack thereof need to be addressed.
There are many efforts being made to improve quality for all residents, but increasing cost of living may negate some of those efforts.
There are many groups working to improve living conditions and create better housing for minorities.
There are no catalysts for change and both zoning and deer restrictions prohibit change.
There are too many "new communities" being developed without acknowledging the pressure on services and traffic being addressed.
There are too many developments for speculation being jammed into small # of acres and we are losing rural vistas to voracious appetite for profit and bottom line return.
There are too many people moving into the area without the appropriate infrastructure to go within
There is a commitment to grow, but not allow out of control growth.
There is a lot of growth in my short time since moving here, and I think if care and consideration is truly given to locals who have lived here all their lives, transition with growth will be planned meaningfully.
There is a substantial amount of developments occurring near us. More than I believe this particular area has capacity for.
There is so much construction going on constantly. Hopefully green zones will be respected.

B7- In the space below, please elaborate on why you think the quality of life in Albemarle County will improve, get worse, or stay the same.
There is very little sense of community in Albe. Co. Very large in (illegible)
disparities. Lots of racism.
There nothing for the kids to do and the rent is too high, and there nobody to help get free or low income voucher.
There will always be high taxes!
There will be an increased population without the political will to provide quality education, infrastructure, and affordable housing.
There will be increasing community needs and people won't want to pay more taxes. Increasing income inequality will degrade the quality of life for the middle class, which is most of us.
There will be more traffic but there will also be more amenities with growth.
There will be steady growth but not too fast. This will promote healthy economy. We need young families and related youth activities.
They will not be any open land. Every piece of land will have houses or apartments built on it.
Things are always changing, but I don't anticipate anything or know of anything that will drastically change the quality of life here in the near future
Things are getting worse all over the whole world.
Things are pretty good so that doesn't leave a lot of room for a lot of growth but I don't see it getting worse
Things do not change quickly here.
Things don't change quickly around here so I suspect things will remain stable.
This county is very forward-thinking, they listen to the concerns of the citizens, and they communicate well regarding proposed changes in the county.
This is a community of thinking people who appear to want good for everyone.
to many people moving to western albemarle county --- losing the land and tranquility
To many people not enough roads.
To many people!
Cost of living
To liberal
to much building/expansion
To much; townhouses, condos - to much development on 20 North - horrible looking & the pond @ Castalia is disgusting looking
too crowded
Too crowded now and that will only get worse.
Too crowded now. Bad future planning. Traffic lights on 250 hellish. Traffic in general is awful B/c of bad planning. Small things could help improve things almost immediately.
Too crowded. Too much traffic.
Too expensive for no reason, traffic/general infrastructure is poor. UVA is taking over. Gentrification, a studio apt is \$1300? Who are these people that can afford this? Not me!!
Too expensive
Lack of affordable housing & quality of area housing

B7- In the space below, please elaborate on why you think the quality of life in Albemarle County will improve, get worse, or stay the same.
Over crowded
Lack of aging in place services
Too fast growth/emphasis put on housing with little notable concern for "traffic", infrastructure ie: roads-schools-too busy trying to keep up with NY and LA!!!
Too liberal
Too many homeless.
Too many cheaply built apartments
Some roads need help.
Too many new homes, too much traffic, overbuilding, continually increasing tax burden
Too many people and way too much development!!
Too many people coming to the area to become residents putting more strain and demand on limited resources. Quality of life goes down people pollution
Too many people moving here. Because results of surveys like this one encourage people to relocate
Too many people moving here. Too much traffic; too much building of multiunit buildings
Too many people moving to our area building too many homes, not enough farmland.
Too many people relocating to the area too quickly.
Too many people that current roads cannot accommodate
Too many people
Not enough infrastructure
Too many people, growth, building
Too many people, too expensive, high cost for anything
Too many people, too many new subdivisions, no room for road structure
Too many political problems plaguing the area.
Too many wooded areas and scenic areas are being destroyed to build too many residences too close together. Cascadia for example
TOO MUCH building - hotels, shopping centers, housing complexes. Too much emphasis on race relations.
too much building - not expanding roads to accommodate growth.
Too much building new houses & apartments for our roads to handle traffic.
Crowding, we are too popular
Too much building taking over rural land, more people moving in, congested roads + liberal social programs advocated by liberal politicians now in Albemarle county
Too much building with no regard to roadways and traffic issues.
Too much building/too many people, cars. etc.
Too much business growth, not enough rental home/single home space.
Too much congestion on Rt. 29 after Forest Lakes area and Pantops.
Too much construction e.g. on Pantops; near Pen Park. Way too close together.

B7- In the space below, please elaborate on why you think the quality of life in Albemarle County will improve, get worse, or stay the same.
Too much construction going on. Roads not keeping up with growth. Losing valuable forestry for homes.
Too much construction growing too fast road are not made for the influx of people
Too much construction, destroying beautiful farms, ripping up trees to make more subdivisions & stores. You can never return the land to farms. Destroying the peace and beauty and reason Albemarle is so wonderful.
Too much construction, over populated schools, infrastructure is way behind rate of construction.
too much construction; roads not sufficient; too many people moving here. Allowing construction into rural county.
Too much crime, too much work at attracting homeless or poor people to live here and support them with tax dollars, too much overbuilding, too much traffic and far too liberal and identity politics.
Too much development in the Crozet area, over crowded schools and traffic needs to be addressed.
Too much development - traffic is heavy and congested.
Too much development and population growth; traffic will worsen.
Too much development for roads (without any improvements of roads)
Increase in taxes
Too much development in the area. The road ways, though improved recently, are very inadequate. With a growing population they are already becoming too crowded.
too much development not enough preservation of wild areas
Too much development which will increase traffic
Too much development
Taxes are too expensive for medium income
Too much development! Lot Size-down zoning Not a good thing!
Too much development, especially cheap townhouses and nice farmland being turned into unsightly subdivisions. Prefer to restore older homes or fill the housing that exists.
Too much development, including housing density, destruction of natural features, farmland for residences, increased traffic density; diminishing tree canopy.
Too much development, infrastructure (roads, stoplights, water supply, schools) not keeping pace
Too much development, residential and commercial.
too much development.
Too much development. Tearing down too much natural areas. Developers plowing down huge areas leaving no nature trees. Ed: Dulora Forest. There was a forest until they developed that area. Not enough roads to support all the new development.
Too much development. Housing prices increasing. Greater economic disparity.
Too much development. Housing units going up all over the place. Increase in traffic.
Too much development. Schools are crowded.
Too much development/congestion. UVA must not grow.
Too much development; cost of housing too high.
Too much government control on local issues

B7- In the space below, please elaborate on why you think the quality of life in Albemarle County will improve, get worse, or stay the same.
Too much growth
Too much growth
Too much growth
Too much growth
Too much growth
Not enough planning
Minimum of industry (ex. Tax base)
Too much growth and poor planning for infrastructure.
Too much growth in Crozet VA. Roads are not maintained. Taxes keep going up. Difficult to do business in Albemarle Co. Rent is too high and not affordable for average people.
Too much growth of people; not enough of roads and utilities - poor cell service now; Can't see that county will allow 5G build that requires more cell towers, as an example.
Too much growth too fast.
Too much growth! Not enough smart growth. Not enough green space.
Too much growth, crowded roadways, fewer large green spaces
Too much growth, traffic is getting worse. Cost of living increasing.
Too much growth. Area can't support it. Need a north side high school
Too much growth. Getting overpopulated.
Too much growth. Not enough jobs. High taxes. Pollution. Beauty of area depleted. Horrible traffic. Crime.
too much housing development. too much individual transportation=global warming. No infrastructure for public transit.
Too much housing expansion without infrastructure support
Too much land use for things not needed.
Too much low income housing attracts crime.
Too much old money here - no one thinks of the average working class of people.
Too much poorly planned growth. Taxes will increase along with the size of county government.
Too much population growth
Too much residential building of high-end, fancy houses
Taxes higher & higher
Not enough low-end (less than 1400 square foot) homes being built
1+2+3= only the rich can live here
Too much to spend on taxes can't keep up.
Too much traffic and growth with not adequate planning and building of roads to handle growth. Best example of good growth is perimeter road around Staunton.
Too much traffic as population grows but not enough roads
Too much traffic- need a bypass. Cost of housing too high-- need affordable housing

B7- In the space below, please elaborate on why you think the quality of life in Albemarle County will improve, get worse, or stay the same.
Too much traffic, new residences, loss of wild spaces.
Too much traffic. No new roads
Too much urban sprawl
Too much urban sprawl and not enough protection of open space.
Too much focus (time, money, attention) on "PC" issues rather than addressing fundamental problems, e.g., homelessness, infrastructure, education.
too political
Too rapid growth. City government continues to attract inept candidates - re City Council, other departments.
Town is too big now – it used to be a town – now its a city.
traffic
Traffic
traffic
Traffic
traffic
traffic - "infrastructure"
Traffic - road condition
Traffic - worse.
Traffic & development along Rt 29 South and Rt 29 North
Traffic / population are factors that can alter and challenge future. I am blessed to be able to afford the rising cost of living.
Traffic and congestion continue to increase. Regardless of new services and businesses that come with that growth, living in Albemarle County will continue to become more difficult.
Traffic and congestion will get worse as more people move to the area.
Traffic and congestion. Schools will be behind in space and facilities. Loss of rural areas. General "overgrowth." Real estate values and taxes continue to push people out.
Traffic and fast pace of development.
Traffic and traffic congestion will get worse. Especially on 29 North.
Traffic congestion as result of building boom.
traffic congestion- horrendous now!
traffic congestion with limited roads accessing charlottesville
Traffic congestion. Racial problems.
Traffic continues to worsen but services generally are good.
Traffic development, crowded schools
Traffic getting worse! Time lights on 29N! Build bypass!
Traffic getting worse as more commute in from outside county on county roads. No foreseeable improvement in internet access.
Traffic has increased tremendously in the time we have lived here and the roads are inadequate-- particularly Route 250 around Pantops/Keswick. There is inadequate consideration of how development will affect traffic.
Traffic is a big problem that needs to be addressed. More public transportation.

B7- In the space below, please elaborate on why you think the quality of life in Albemarle County will improve, get worse, or stay the same.
Traffic is a concern. Infrastructure in county and city are undeveloped. Development is rampant. Not a lot of sensible planning, in terms of density.
Traffic is already bad in the urban/suburban areas of the county & with the rate of increased residential development it will only get worse.
Traffic is awful in Crozet. The streets/roads are not designed for the # of vehicles now on them. We need traffic lights and more lanes.
Traffic is getting worse
No development is ever denied
Cost of housing is too high for many workers
Traffic is getting worse and with the amount of new homes it will only get worse.
Traffic is getting worse, but if you hired more traffic engineers, it could be controlled better. If you put in a bike path, I would be extremely happy.
Traffic is getting worse. Infrastructure is old. Too much building downtown.
Traffic is worsening and with many more developments AC will not handle well. Red light running is atrocious. RT 250 across from fire departments and hillsdale and Rio . Red lightrunners all the time!
Traffic off 250 will worsen.
Traffic on I-29 not getting better, not enough activities for kids
Traffic on Route 250 & residential and business overdevelopment
Traffic on Rte. 250
Traffic patterns and construction of new homes causes more difficulty and a negative impact on resources.
Traffic problems - crowded - lack of parking.
Traffic Problems, too many empty storefronts but continued construction.
Traffic will continue to get worse
Traffic will get worse
Traffic will get worse and schools more crowded from all the new development without infrastructure improvement.
Traffic will get worse because we didn't build a by-pass. Taxes will continue to increase and they are already high. I would prefer to live in a county that is more moderate than liberal.
Traffic will get worse but amenities better.
Traffic will get worse in Crozet I think.
Traffic will get worse, which means more roads will be built, which degrades the quality of the environment, i.e., life.
Traffic will get worse.
Taxes will (but should not) increase
Internet and cell phone service needs to improve!
Traffic will increase with all the new construction.
Traffic will probably be an issue. We need more trees!
Traffic

B7- In the space below, please elaborate on why you think the quality of life in Albemarle County will improve, get worse, or stay the same.
congestion
too many people
Traffic
Too much growth in Apts
Traffic, crowded schools.
Traffic, development, increased taxes
Traffic, housing prices, etc. continue to be a problem – no end in sight.
Traffic, poor public transportation, lack of affordable housing
Traffic, public services, taxes
Traffic, traffic & rising taxes & few benefits.
Traffic, traffic, traffic.
Traffic, urban sprawl & development without appropriate resources: ie Bypass, roads, natural resources (water supply/reservoir limits)
Traffic.
Traffic/Transportation
Traffic; building faster than road improvements
Example - Rt. 250 West to Crozet
Traffic; outsized influence of Charlottesville and UVA; poor design of "private" roads like Chiclafe (illegible) on 250.
Traffic-congestion
Transportation/traffic improvements
Trend towards improvement will continue. Revitalization of and infill in downtown areas will continue and sprawl should lessen.
trump and development
Two factors in which it will "get worse", more traffic associated with the increase in property development that has been occurring, as well as increase in housing cost
Unbridled construction, poor road network, horrible traffic signal coordination
Unchecked growth is straining infrastructure including roads and schools
Unchecked growth, real estate prices, taxes, crowded schools, traffic
Unclear leadership goals. Over-emphasis on intentional diversity.
Unclear whether future growth will be managed and controlled effectively. Much depends on decisions by future BOS and County Staff.
Uncontrolled growth; loss of open space; inadequate road & transportation infrastructure
Under investing in infrastructure, i.e. highways, schools, traffic management, open space.
Unknown factors: government leadership, climate change, global factors
Unsure! It's just my feeling that the quality of the county won't change much.
Until the diversity increases it will stay the same. The makeup of our area does not represent the ethnic/racial diversity of the country.
Urban sprawl is encroaching on all green spaces including Albemarle
Urban sprawl, environmental degradation, social tensions.

B7- In the space below, please elaborate on why you think the quality of life in Albemarle County will improve, get worse, or stay the same.
Urban sprawl, taxes, county government.
Using the last 5 years as a barometer I don't feel like there have been major changes, either positive or negative
UVA continues to grow. more liberal - more environmentally aware.
UVA is growing and attracts educated residents.
Very little has been done to address increase of traffic.
Very slow growth, disproportionate lower income to wealthy population.
way to political, use to have a home town vibe
Way too much development in the growth zones. Commercial buildings too close to residential areas. The area has changed a lot (for the worse) since we moved to our home in 2002.
We are addressing diversity acceptance, recycling, emergency management, school improvement
We are comprised of great people!
We are more aware and working toward better race relations now in our community. Also improved awareness of needs of lower income folks.
We have elected too many "like-minded" people to serve as our leaders. This creates atmospheres of "low debate" without aggressive dialogue.
We have good county leaders. People who live here care about the community.
We have very little affordable housing. Wages are rising but now so will prices.
We need better (faster) internet service.
we need more inclusivity, diversity, and positive places for those who are - or feel- marginalized by society.
We pay such high taxes. they must be used to improve things.
We will grow and that has plus (more commerce) and minus (commerce) qualities.
We will hopefully find ways to deal w/traffic.
While high growth will bring challenges, we are looking forward to the additional opportunities that growth will promote.
While more activities are being added, the community is still being overcrowded by UVA. This area isn't only them but they think so.
While the community is continuing to be further developed, it remains small enough for good quality of life.
While the population will continue to increase, growth of development and its quality will improve. The population will be more diverse, creative, and generous.
Will become more crowded and roads will not keep up.
Will continue mass transit. Smart expansion of Crozet area.
Will get high speed internet
Will improve housing. Will increase taxed much higher.
With additional activities/shopping/business comes more housing and more impactful-traffic. Our existing roads are not equipped to deal with much more.
With Charlottesville city's & Alb. co Board of Supervisors, many things in our area have gotten rundown, tons of homelessness & beggars, accosted in grocery & shopping lot parking lots asking for money, "new" residents seem angry about EVERYTHING! but allow unlawful activities to go unpunished or law not enforced. *SAD :)! The roads & planning for roads with

B7- In the space below, please elaborate on why you think the quality of life in Albemarle County will improve, get worse, or stay the same.
increased traffic & new residents, is a HUGE issue. Care more about large/wealthy property owners with DEEP democratic pockets We're not political , but everything in area has gotten to be so.
With no major plans to expand or import large businesses in the near future, I see no changes in the quality of life in Albemarle. Furthermore, the presence of UVA should contribute to stability in the area.
With the building of what seem to be 100's of apartments the population will increase exponentially - staining roads. Reducing green space, and crowding pretty much everything.
Without a better revenue source, little can be funded to improve infrastructure
Worried about how polarized our society and communities are. On issue of guns alone, the county could soon see impacts.
worried about over development
worries about such great amount of growth in such short time.
Worse because of increases in traffic, population, and temperatures.
Worse because of the effects of population growth: more people, more traffic, more disfunction, more taxes
worse, taxes rise
Worsen because of over-building; housing; subdivisions; all to allow city people from Northern Virginia, D. C., to move here and demand changes in a way of life they know nothing about and end up ruining and creating another suburb of an ugly monstrosity like D. C.
You (the local governing body) allow certain people to break the rules - such as businesses in R-1 areas - hence [address redacted] and the large BB on Northfield.
Your growth management plan implements one apartment building after another, (illegible) buildings into a postage stamp area without increases in sewers is degrading the quality of life.
You're making some changes within your offices at the County which is needed.

D2- In the space below, please add any comments you would like to share about the convenience or inconvenience of accessing any of the above assets or services.
- south side new Wegmans has no close library
- south side needs more sidewalks and bike lanes, trails that connect
- no county trash or recycling, very expensive
1. I did not know there is a Community Center in the county (or libraries).
2. I live off 250 between 64 and FreeBridge. There are no sidewalks in this stretch of 250.
250 should have had 4 lanes 10 years ago.
29N corridor was poorly planned. Having only two thru lanes under Rio causes a bottleneck. Need a western bypass. Extend Ashwood Blvd. to Berkmar. Need a comprehensive high school in the north!
5th St. station has had a very positive impact on those of us living in Southern Albemarle
A fully connect bike/pedestrian pathway throughout the county, especially from Hollymead area to downtown, would be a community asset.
A great effort has been [put] into bicycle trails but they still appear dangerous. (illegible) we live in "Jewel".
Access to reliable internet and phone service is TERRIBLE!. We are held hostage by Century Link. We are 8 - 10 MB and pay for 20. Phone service constantly goes out or is static. Power service is last to be restored after outage. Roads rarely prepped for weather, etc.
Access to shopping, restaurants, hospitals, and healthcare is relatively easy because most are close to highway
Access to South Albemarle County lake, Monticello, wood ridge, and Scottsville very inconvenient terrible roads, weather blocks most area access, need a direct connection to RT-250 E and 64 E roads are very curvy
Accessing many of the items listed would probably be much easier if the county had a better road system. It seems that Charlottesville is the only city on Rt 29 between Washington DC and NC without a bypass.
Again southern end of County lacks services as all efforts placed on Western or Northern ends of County.
Albemarle county has no big shopping center, shopping centers do not offer a variety of choices
Albemarle county has terrible bicycle lane infrastructure. All medical care is inconvenient to make use of. Albemarle country charges money for parks and therefore I don't use them. Many of the items on this survey only seem to exist in the City of Charlottesville. Albemarle county lacks basic infrastructure.
Albemarle County is not walker/jogger friendly. More sidewalks please!
Albemarle County needs designated (stand-alone) bike lanes, especially between Crozet and Charlottesville!
Albemarle county needs more services based closer to where people live and better public transportation/bike trails/ sidewalks to encourage less driving and more walking/biking/use of public transportation.
Albemarle needs an east side Library.
All emergency services are just down the road and they get to a place fast, and hospitals are really convenient and they would get to you as fast as they can and busses are excellent to get to places.

D2- In the space below, please add any comments you would like to share about the convenience or inconvenience of accessing any of the above assets or services.
All of these assets and services are only rated very convenient by me because I do drive and own a car
All services are designed for urban areas. Rural areas are completely ignored.
Although biking lanes are somewhat convenient, they are extremely poorly maintained by the county. Lots & lots of broken glass which is almost never removed by sweeping. The City of Charlottesville does a better job on bike lanes maintenance than the county, specifically referring to Berkmar Drive Extended and John Warner Pkwy between Melbourne and Rio Rd.
Although I do not use public transportation, it seems to be convenient for those who do not have cars.
Although its "inconvenient" to access "galleries, theaters, etc" and "shopping centers," I didn't move into the county with the idea that they would be accessible. Good, quality community centers are, however, desperately needed.
Although there are many nice greenway trails in the area, access to biking trails is difficult, and the trails/roads that do exist are not all that safe.
Amazing access to high quality hospitals. Concerns with increased traffic on 250 and 29.
Answered all questions in D1 for Charlottesville AND Albemarle County included. For C, in many cases I answered 9, but that lack of info in many cases indicates they're not getting the word at. We have some very good experiences (neighborhood pipe replacement meeting) and some very bad (services here have been hacked many times) experiences. Similarly, it seems traffic enforcement is very inconsistent. People (pedestrians) getting stopped for crossing an on-ramp when they felt it's safest (there is no protected time) and yet cars drive too close to me on a bicycle or go through red lights often.
Any "3's" or "4's" has to do with our location which is outside Crozet. So it's not a complaint because we chose to live here. Our choice led to inconveniences.
As a citizen hoping to "age in place" i.e. live at home to the end, public transportation is the biggest problem in the accessing of any service, public or private. We desperately need comprehensive public transportation.
As I gave the convenience of a car and live in close to C'ville, I am easily able to access assets to services. However, depending on the time, traffic can make it challenging.
As long as I can drive a car. If I can't drive everything moves to very inconvenient
As senior citizens, a lot of these things don't apply.
Assessing UVA hospital is problematic - very congested
At 91 years of age there are a number of conveniences of which I am aware. I have books and a computer so I do not go to libraries. I do not have young children to know about child care. I still drive and do not use public transportation.
At the present time I can drive to where I need to go. In the future, it becomes more difficult as I don't believe public transportation is as available as it might need to be.
Attempting to walk or bike to (or between) any of the services listed requires one to take their life in their hands. It is terrifying! Rt 29 and Rio Rd seem to have zero crosswalks. Kids walking to school have only inches between themselves and cars passing at 40 mph. There are no crossing guards or even street lights. We are sending the message that we don't care about pedestrians, or about cyclist's lives. This is sad and humiliating.
Because I have chosen to live "in the county," I realize that I have fewer convenient access points than I would living in a more urban environment.
Because of where I live, all assets and services are convenient.

D2- In the space below, please add any comments you would like to share about the convenience or inconvenience of accessing any of the above assets or services.
Being "out in the country" we seem to be forgotten. Road needs repaving, maybe widened and lined as a lot of cross-country traffic is now using it, as well as in excess of 20-30 logging trucks a day.
Better bike lanes, particularly for commutes to UVA would be tremendously high impact!
Better biking lanes.
Better Jaunt options in Southern Albemarle
Recycling of fabric & clothing that is not donatable
Better minding of handicapped spaces - a lot of handicap park in spaces when should not.
Better organized public transportation needed.
Better shopping
Better sidewalks to make it safer for people to walk around Albemarle County.
Bicycle safety needs to be a higher priority, and is actually an opportunity - not a nuisance.
Bicyclists frequently use route 20 and cause passing traffic disturbances + dangerous situations. There needs to be a (illegible) The closest recycling center is 22 miles from my house.
Bike lane sand pedestrian supports are very poor throughout most of the country. improving greenways, walkability and bikeability would improve quality of life. The county parks are fantastic.
Bike lanes & sidewalks are very poor. Public transportation is good, but needs to get much better as population grows.
Bike lanes are a dangerous joke. Park facilities are poor and not enough. Too many traffic lights and slow driving.
Bike lanes are dangerous
Bike lanes are non-existent in N. Albemarle
Bike lanes are not connected. Public transportation doesn't run enough to be used other than by those without a car. We pay for trash and recycling. None is provided.
Bike lanes are virtually unusable for the average cyclist- need lots of investment in safety and route planning.
Bike lanes don't feel safe. People driving don't always pay attention-on their phones a lot. I see cars swerving into bike lanes. Plus, bike lanes often have a lot of grit, stones, trash, dirt, etc. which makes them unsafe. Also, fairly narrow. It's safer to ride on sidewalks (if no people walking on them).
Bike lanes don't go anywhere. They are just a bunch of short uncorrected paths. I consider it too dangerous to bike almost anywhere.
Bike lanes exist but cars don't respect them & there is no enforcement. Also, they just suddenly stop all the time, making using them impractical. We can do better.
Most of the good cultural organizations & opportunities are in Ch'ville, not Albemarle. Public transportation in most of the County is a joke. Solid waste/recycling are fine, but not a service of the county, it's private companies.
Bike Lanes make travel by car somewhat inconvenient
Bike lanes MUST be redesigned, especially on Ivy Road and other areas. Look to the Pacific Northwest for how they are friendly and safe for bicyclists. I nearly hit someone. A friend was also hit near West Main.

D2- In the space below, please add any comments you would like to share about the convenience or inconvenience of accessing any of the above assets or services.
Bike lanes on hydraulic road are either nonexistent or cover a small area. The recycling center should accept more products. Too much vacant/old commercial spaces (old strip malls). Should use above ground rail system rather than bus systems. Buses often too big for how many people use them.
Bike path between C'ville to Crozet
Bike rides have more lanes then passenger cars & trucks. Fine to allow, but w/ no new roads, no by-pass, the EXTRA traffic & congestion trouble for residents. Being good stewards of environmental important but don't think lack of roads yet increasing new house construction is a smart choice nor all new cars increase & traffic, increases pollution. Crazy - no planning! Most counties include waste pick up as part of their county taxes, but Alb co. \$ Cville City chose to spend their tax funds and residents must hire independent companies. Interesting lack of care for residents.
Bike space on Berkmar is great but still hard/dangerous to get from North County area to Downtown by bike. There is one section of Rio/29 to figure out.
Bike trails are poor and dangerous. Not a safe biking location.
Bikers in Albemarle roads are hazardous
Bikers on back roads, so dangerous. They need bike lanes.
Bikes lanes – though I am not a biker, I sympathize with those who are – biking lanes are very limited, hence hazardous to bikes and vehicle drivers. Biking should be prohibited on major arteries during rush hour, except those that have dedicated bike lanes.
bikes on some of these roads are crazy!! if no bike lane, they should not be allowed on them.
Biking lanes - where available - are extremely dangerous to bikers and largely ignored by drivers.
Biking lanes are increasing but there are not enough
Biking lanes are not always clean, making it unsafe for bikers to use. Traffic lights are not synchronized in heavy traffic areas and there is a lot of traffic overall.
Biking lanes are pretty minimal in the county. Definitely should not be in parks (ragged mountain). Same for sidewalks in the county. For most of the county transportation requires car ownership. JAUNT won't come to my house.
Bring back single stream recycling – it was the best!
Bus routes inconveniently routed.
No effort to install bike lanes and greenways to the south of City.
No easy way to recycle.
Bus service good but could use more stops for people having trouble walking long distances, unless we should call JAUNT.
Bus stop not at Monticello H. S. area.
Bus transportation does not have enough interconnection between routs to make it easy to use- buses run too infrequently and no shelters if weather is bad to wait for bus.
Cannot walk right outside my house because there are not a lot of sidewalks... have to travel somewhere. Also, recycling is on McIntire (traffic a problem...lights long.) Traffic - trip to grocery takes forever.
Catch the cat - it was impossible to buy a bus ticket without cash.
Charlottesville Parks and Rec. is so much better than anything I am aware of through Alb. Co. C'ville residents get a discount, too. Why don't we have the same sort of amenities?

D2- In the space below, please add any comments you would like to share about the convenience or inconvenience of accessing any of the above assets or services.
Child care is always an issue for young families.
Child Care is far too expensive. Parks - playing fields for youth lack quality. Waster and Recycling services are poorly communicated. It is not easy to learn about county services. Housing affordability is difficult for low earning households.
Child care: have never used, don't know about services. Recycling: Disappointed that central recycling center stopped taking #5 plastic; found out Whole Foods accepts them. Car: See comment about development. CAT/JAUNT: Have not tried out the Crozet service that started recently.
Childcare is expensive (grandkids.) I don't bike.
Coming from Virginia Beach where the city has invested in numerous rec centers, it was a surprise to return to Albemarle and find so few for our kids.
Community centers and programs are limited and we are forced to pay extra for Charlottesville Parks and Rec services. Recycling is either expensive (curbside pickup) or inconvenient. School zone is such that my children are bussed to school 25 min away instead of a much closer school.
Compared to Alexandria, very convenient.
Completing Eastern Ave. to 250/240. Sidewalks/bike lanes along 250 to connect neighborhoods to Clover Lane.
Congestion Barracks Road, Whole Foods, Stonefield
Congestion on 250 makes hospitals and shopping inconvenient and difficult to access.
Convenience of medical services depends on whether you use Martha's of UVA. Martha's is very easy to access and UVA is not. Book mobile is best library access. Would love to see another community center in Keswick. Must have 1 stream recycling. More trials!!!!
Could use street lights on Hydraulic
County could easily improve bike-ped if it weren't pinching pennies here.
County does not have a good public transportation system, people who do not own a car do not have any other options than using expensive UBER or Lyft
County needs to better advertise hazardous material acceptance days at the landfill and have them more often. I'd like to see monthly pick up of recyclables i.e. cardboard glass and cans for some areas
County officials need to ban bikers from riding on certain roads, sometimes there are curves with blind spots unsafe condition for both bikers and vehicles.
County refused to provide waste removal in Wildwood community when first resided in early 1980. This community organized and hired waste removal/service from a private company-- This area just over county line parts of cottonwood road is city/my home is located in 2nd in county!
county road conditions are never acceptable. Patches, patches, patches- when the road could be repaved and be in better condition longer than patches last. Scottsville grocery options were very inconvenient prior to the opening of Wegmans. Food lion is a rip off. A drive thru would be nice!
County should either contract with 1 trash and recycling hauler and make recycling mandatory for all customers or the county should add several more convenience centers. Will cut down on illegal dumping and add service to underserved areas.
County should pick up trash and recycling curbside. Also pick up yard waste in the fall. Much more needed to support non-car modality: bike posting, safe crossing, to walk to school, better transit

D2- In the space below, please add any comments you would like to share about the convenience or inconvenience of accessing any of the above assets or services.
county turning into suburb
cross walks should be improved on Rio rd nd 29
Crozet community could benefit from a local recycling facility. Most residents travel to either C'ville or W'boro for many services.
Crozet does not have a community center; hard to find public space other than library.
Crozet/Western Albemarle is not pedestrian or bike friendly and the public transportation is not currently very easy to use. Not much in the way of cultural organizations in Crozet.
Curbside recycling?
Dedicated system of bike trails would be so wonderful--we came from being able to bike on extensive bike trails doing the American Rider in Sacramento -> very disappointed that we can't safely bike here out in the country. I understand there is talk for a three notched bike trial - bring it along!
desperately needs a "real" bypass from Zion XRds to Rt 29 around/near airport
Despite measures to decrease traffic and increase safety, 29 N/S and 250 E/W can still get gridlocked, and vehicles travel well above speed limits and cause accidents.
difficult parking
Disappointed that recycling is rather hard/selective and does not seem to be a priority.
Distance to travel. Parking.
DMV is extremely difficult to use. Computer and phone access do NOT work! One to two hours wait at DMV is not uncommon.
Do a better job with public transportation
Do not have need for use of schools Not safe for biking on mostly country roads.
Do not pretend that neighborhoods are walkable. Major highways (250/29) prevent connections to city by walking.
Do not use child care services, public transportation/Jaunt or bicycle lanes.
Don't need bike lanes. Ride on road, follow driving laws, speed limits, traffic signals. Otherwise keep 2 wheels off roads.
Driving a car is becoming more and more dangerous especially with rampant red light running. See Allsboro and Rio and RT 250 and John Word intersections. The side street lights seem too short. Cville not quite Boston, but getting the help!!!
Driving has become very difficult. Unrestricted land development without infrastructure build-particularly roads. US-250 E is a nightmare getting in and out of C'Ville.
Driving is increasingly difficult. No obvious plans to reduce traffic congestion that will increase w/ growth. Parking is challenging, also.
Due to living east of town (Keswick): poor traffic / bad congestion. Very little in services on east side of town - stores / businesses / libraries, etc.
During rush hour it becomes evident that some traffic lights need to have timing adjusted to allow congestion to clear more quickly.
Emergency services - 2 very bad experiences in hospital emergency room at UVA hospital. Very good outpatient services at clinics associated with UVA.
Emergency services are so excellent.
Emergency services are virtually unavailable to many residents.
Emergency services is 30-45 minutes away. Most times/no comm ctrs in area/no bike lanes on Rt 20 and its very dangerous to have bikes on Rt 20.

D2- In the space below, please add any comments you would like to share about the convenience or inconvenience of accessing any of the above assets or services.
Enough taxes are being collected (although they are too high) for the county to provide recycling or to find a company to do single stream recycling like it used to have.
Even though I live in a suburban/rural area, everything is east to get to.
Every time there is a new intersection, it gets more complicated than necessary. Remember the senior (65+) group is growing fastest + needs simple traffic patterns. More roundabouts please
Everything seems normal to me.
Everything takes a long time to get to.
Extremely limited bike lanes - even in the city. This is outrageous, especially considering this is liberal university town. School Bus rides can be very long for rural areas; North county high school is needed.
Failed to mention parking. 5th St. Station is an example of zoning/development w/out consideration for a tenant like a movie theater.
Finding affordable land and buildings for places of worship is an issue. It seems zoning and cost is a deterrent. There should be help to get churches into buildings.
For example Stonefield is too congested - poor design and approval by the county. This is newer but unsafe driving or walking around.
For goodness sake, I'm ready to reject the premise of the question. We already have a Fairfax County. We don't need another! So what if things aren't all super convenient?
For such a dog friendly place, I feel there should be more dog parts.
For the amount of tax dollars we pay, the county should provide trash service or have more convenient trash/recycling centers. Designating a road like Garth Road a bike route is idiotic and does nothing to make it safe.
Forest Lakes area has built up over the years since 1990 to have virtually all service/stores you would need.
Free Union Rd past FU has increased traffic, but narrow road - driving it gets frustrating & dangerous, esp w/big trucks - big trucks also tearing up the road. We have to drive our trash to the physical location - incredible inconvenient because of bear issues w/regular cars.
From what I understand you have to drive over to Ivy extended for the dump.
Getting around by car can be a nightmare. Relative to other towns of comparable size, traffic control is terrible. This is likely a reflection of the quality of traffic control/forecasting (?) employees hired by the city.
Getting around by car is becoming more inconvenient due to more people/more traffic. Infrastructure cannot handle the load sometimes.
Getting around by car is increasingly difficult. Lots of traffic jams at certain times of the day.
Getting around by car is very bad here. Walking is impossible. I would kill myself if I tried to walk to the store! Why can't you make safe sidewalks to walk on! And crosswalks to cross the street! Thank God for Jaunt!
Getting around by car on US 250/Pantops is a nightmare
getting around UVA Hosp. is confusing. CAT needs to be extended north.
Getting to work (and back home) on Route 250 is getting significantly worse monthly. This issue ABOVE ALL OTHERS needs attention and improvement. The Board has not shown leadership in addressing this critical area.
good quality child care so expensive
Great that Crozet has bus service to main towns since its bedroom community to Charlottesville and Waynesboro for shopping and medical care.

D2- In the space below, please add any comments you would like to share about the convenience or inconvenience of accessing any of the above assets or services.
Green space/trails - there is vast amounts of development happening where we live, but green space is not being incorporated in those plans. The green space is where the people aren't, which makes it inconvenient to access. It is also very difficult to walk to places in the county - a car is needed for shopping, libraries, etc. for many of us.
Green way trails are becoming fewer in number and more difficult to access, due to rampant residential/business development. Shopping centers seem to open and close, leaving useless unused space.
Greenway and bike trails are politically motivated
Growth has made accessibility to places more challenging. Roads have not kept up with traffic. Developers haven't been required to first accommodate traffic needs due to development.
Handicapped parking at libraries, places downtown and community areas is limited. CAT does not come to where I live.
Happy Crozet has a bus into Charlottesville. Too bad the bus service is poor so you can't rely on it to get around once you are there.
Have more parking places.
Highway investment lacking demand, county needs to take a bolder role in investment. VDOT is never going to increase investment. Albemarle needs to create its own funding mechanisms. Be bole: County executive needs to step up even if it costs him his job.
Hospitals: MJH - easy; UVA - very difficult. Doctors: very few are taking new patients.
I am 81 this year, do not own a car and use CAT frequently. Jaunt has twice refused my application because I have no handicap. This makes X-rays at MJH facilities essentially unavailable to me.
I am 91 years old, but live independently
I am aware that trails are being expanded and interconnected. That is great. The County likes to have (and mandates) that the HOAs of the various neighborhoods have connected trails, but the HOAs bear the expansive cost of maintaining these trails. The County should subsidize this program.
I am grateful I live in a neighborhood with sidewalks.
I am not knowledgeable about transportation challenges which those who don't drive or who are too elderly or handicapped to drive, so I cannot comment on that.
I am pleased with current all the facilities. Accept we don't have bus service beyond walmart.
I am retired & poor & without a car. Getting around is generally problematic.
I am unaware of any Comm. Centers in the Crozet area. The recycling center is not designed to serve the White Hall area where I live, much more convenient to go to Ch'Ville for that, and not the Ivy landfill. Crozet should have a recycling center.
I am very disappointed about public schools. The liberal propaganda our children are exposed to is horrible!! Kids from illegal aliens are taken care better than American children. It's a shame!
I am very familiar with the City of Charlottesville. Until I moved (0.7 Miles) I did not use any county services and I tried not to do my shopping in the county.
I am very interested in learning about the community centers that exist in the county. I have not been able to locate any?? Also, one theme any parks that offer swimming lessons??
I choose to live outside of Scottsville; one tradeoff for more space is less services. I am aware of this and don't hold the county overly responsible. I do think Scottsville and the southern part of the county frequently get overlooked.

D2- In the space below, please add any comments you would like to share about the convenience or inconvenience of accessing any of the above assets or services.
I didn't know that Albemarle County had community centers
I do not feel the county is bike friendly at all.
I do not use the public schools or child care. I live in the country, so parks & sidewalks are nonexistent.
I do think at times who ever is in control of the traffic lights intentionally creates stress for drivers by delaying certain traffic lights in the area. I think they co-ordinate this with the Fire Department.
I don't expect sidewalks everywhere in a predominantly rural county.
I don't know about other places, but the area around Hydraulic Rd. and 29 is getting harder and harder to get through by car and there are no sidewalks in many locations and I see people crossing the street dangerously all the time.
I don't know of any parks that allow dogs closer than 10 miles away from my home. The closest park, Ivy Creek, doesn't allow dogs. Other than walking on streets with traffic, there is nowhere nearby to walk dogs.
I don't know where a community center is located, some pedestrian crosswalks are absurd - like place 29 where the crosswalk leads into a brick wall.
I don't need a convenient shopping center / mall in my immediate vicinity. Happy with where they are.
I don't need childcare. Don't use a bike. Use a car, don't need sidewalks.
I drive to everything I need to. When I am no longer able to drive myself, there is no alternative.
I drive, some of the request (illegible) I don't use, but my dad and I know people that have used Jaunt (very good.) County needs more sidewalks; benches. I was raised in the Charlottesville; poor parking and traffic congestion on Main Street.
I feel like I don't know where to look to know what opportunities I have for activities in the community.
I find it very disappointing that Rt. 20N is so inaccessible to pedestrians or cyclists. I would love to bike downtown from Key West, but it feels dangerous. There is no bus service between downtown and Key West.
I go to McIntire Recycling Center about every 10 days. I am elderly, so at times it is more work than I am able to do. We do not have single stream any longer.
I grew up in a county in VA that provided trash and recycling as part of county services and their tax rates were and are lower than Albemarle's. So I feel like I'm getting a lot less.
I have not lived in the county long enough to make a fair and impartial judgment of the assets and services of the county.
I have not used the services of the four items I marked with 9
I have only lived here for a month, and have not used many services.
I have to pay for my trash service. I have to pay more to dispose of large items. To reduce trash being thrown out on road side, trash drop off station should be created that are free to residents of Alb. Co.
I haven't had a lot of experience to some of these services
I haven't seen any recycling bins
I help a friend who is handicapped and relies on Jaunt. She is often not able to come to church because there are not enough weekend drivers.
I just moved from Germany (and Finland before that!) so my expectations are probably different from the average Virginian, but I am disappointed by the bike access to common

D2- In the space below, please add any comments you would like to share about the convenience or inconvenience of accessing any of the above assets or services.
places. I live in Old Trail but wouldn't consider biking to the Harris Teeter on Rockfish Gap. There needs to be more paved bike paths (not just bike lanes!)
I know of no recycling facility north of C'Ville, making me have to drive 25 miles or "borrow" neighboring counties recycling or trash. Same true re: library. Also, Rt. 231 far too full of semi truck traffic - dangerous!
I know that child care can be limited and unavailable.
I know these are economic development driven but Fashion Square, Albemarle Sq & Seminole Sq. malls are need attention (weak retail, dated structures). Bike lane's & recycling options need improvement.
I live 10 minutes from downtown Charlottesville and would love to take public transportation or bike to work but the bus is over 1 1/2 hour ride one way and biking would require crossing 29 which is terrifying.
I live adjacent to Rt 250. It is very difficult/dangerous to cross that road on foot due to excessive speed of traffic and lack of crosswalks, pedestrian lights, etc.
I live at [address redacted] not the address given in your cover letter. I am 86 YO & live at Westminster Canterbury of the Blue Ridge. We have many amenities such as health care, library service, meal provisions & private transportation because I live at a Senior Health Care Facility, but in an independent apartment.
I live in a rural area and don't expect sidewalks, stores, or services close by. I do notice areas that are unfriendly or unsafe for pedestrians in coming and going through more populated areas.
Limited trash & recycling is a problem.
i live in a very convenient location to grocery stores & shopping centers it is unfair for me to advocate for less building of such places throughout the country, but I do hope the county will keep strip malls to an absolute minimum.
I live in Crozet so hospitals and shopping centers are inconvenient. That was my choice to live out here. I have to bring my recycling into Charlottesville and think many people out here don't bother.
I live in rural area everything is harder to get to.
I live in Southern Alb - I don't interact w/police or fire or admin. The hospitals are in the City. There are no libraries near me. My daughter is at Montic High School - serious problems there. County does not provide trash removal -- that is a private company.
I live in the East Rio Road corridor, which, considering the number of people who live here, could use a few more retail services (e.g. a grocery store or supermarket other than the Kroger at Rio Hill).
I live in the outskirts of the county making many items mentioned unavailable which I accept living here. I am a cyclist and would love safer biking trails/lanes.
I live in the urban rings. I wish sidewalks, crosswalks, and lighting was better. Many students and older people walk to school, work, or for exercise. I am concerned about safety.
I live off of Earlysville Rd - No bike lane, but cyclists love to ride on C-ville Rd - very dangerous - the road is narrow, curvy, and cyclists routinely cause traffic jams where drivers are trying to pass on dangerous curves. The cyclists should be outlawed.
I live on the north side of town wish there was more restaurant and places to shop for clothes beside the mall, which has no option.
I live pretty close in to town so most things are convenient. I don't understand the sidewalk on one side and not the other or areas with no sidewalks

D2- In the space below, please add any comments you would like to share about the convenience or inconvenience of accessing any of the above assets or services.
I live right at Albemarle/Charlottesville line, causing several of aforementioned services to be more convenient for me than they are for someone who lives farther away from town.
I lived on 795 Rolling Road. Have to travel into C'ville for everything. It would be nice to have some things near us.
I look forward to having sidewalks along major roads; those of us who live in older subdivisions w/ no sidewalks are stranded as pedestrians.
I often ride CAT. While some routes have gotten less convenient (it doesn't serve The Colonnades anymore) overall it is a very good bus system.
I rated items I don't/haven't used a 9.
I simply don't know about several assets & services.
I think Albemarle County has many different options in tons of categories whether county-provided or private. It's part of the reason we moved back.
I think more recycling services should be offered. People won't use them if they are inconvenient or expensive.
I think of Charlottesville as providing many of the services. For example, rec centers and then I have to pay as a non-resident.
I think recycling could be improved in the county.
I think this is an enormous waste of taxpayers money!! If you have excess money, I can think of better ways to spend it!!!
I think traffic is becoming a major issue. 250 through Pantops is a mess.
I use my car to get to the facilities and services I need.
I value the rural lifestyle over close proximity for services which are not convenient. Public transportation is not a priority for the rural areas.
I wish a company would pick up our trash (the only company that services our area wont due to being close to a curve/dangerous).
I wish we had more sidewalks, pedestrian walkways & biking lanes.
I would life recycling to be more convenient and for single stream to be offered in the county. The city offers this with trash collection. Also, preserve our parks and natural areas - make speed limits 25 to 35 in 10 mile radius of C'ville city - limits on this will save wildlife and prevent accidents with wildlife.
I would like to have more resources for walking to parks or grocery stores, such as pedestrian lights for busy highways like Rt 29 or Rt 250 at Pantops.
I would like to see a greenway trail in Albemarle County. I understand it is under construction now. Although we do have more bike lanes, I do not think it is safe to ride a bike on the road. Plus there is too much exhaust fumes. Jaunt, I think, is OK; but City Transit is not. For the most part one has to be without a vehicle to ride the bus.
I would like to see more options -- such as drop of points, for recycling.
I would like to see more walking and biking trails in the rural areas, And better public transport for the daily commute. I do not expect to have shopping centers close to my house.
I would love to see sidewalks all the way down Commonwealth Drive.
I would not necessarily expect these services as I have chosen to live in a more rural area.
i would really like to see better access to recycling in the County. Since all stream was canceled it has not been even access to recycling bis offered where I live, work, & I feel guilty wasting so many recyclables. I also believe the street lighting & crossways should be improved in the county but also in the city.

D2- In the space below, please add any comments you would like to share about the convenience or inconvenience of accessing any of the above assets or services.
I would use public transportation, but there aren't any stops within reasonable walking distance of where I live. Unless you get onto a wait list well in advance or are affiliated w/ UVA or a private company that provides childcare, finding good quality childcare is challenging.
If Crozet downtown plan moves forward finally, it should solve some of the issues. Also lack of sidewalks is brutal, even around shopping areas, for example around Blue Ridge supplies and HT area.
If I couldn't drive, everything would be inconvenient, even though we have Jaunt, which I appreciate. I spent several years of my adult life shuttling a disabled older adult, and worry that I would not be able to stay in my home if i became disabled.
If one is unable to drive - access to anything. from out in the country is limited or non-sufficient.
If residents choose to live out of town & in Crozet & Ivy, etc. we do so because we are okay driving to Charlottesville or Waynesboro to shop etc. Please stop tearing up the beautiful land to build convenience and grow small towns. If people want convenience they can move back to the city or NOVA or NYC etc.
If you can't find or afford childcare it does not matter how convenient it is to access. There is a big need for childcare in southern Albemarle.
If you don't drive - everything is inconvenient (outside of the city.) It is dangerous walking (dark, no sidewalks, etc.) If you have to use emergency services, it takes extended times leading to your DEATH (if serious)...!
I'm from a big city where we could walk and use public transportation to do most everything. I hate having to use the car for everything, even to go to near places.
I'm not sure about other communities but in my apartment complex there is no way to recycle unless we gather it up and take it to the dump ourselves. Also the nearest bus stop is poorly lit.
IMUC is a long way out and has few days to dispose of household waste or electronics.
In general, there is minimal support for bicycle and foot traffic. Also there is no county sponsored trash or recycle pick up that I'm aware of. It also feels as though the updates to road systems in this area are often done too late, and are then created based on outdated information, and once built they're already at capacity without room for growth. Fortunately this is still a relatively small community, so even with transportation challenges it's really not that bad to get around. Without a personal vehicle, though, I'm sure it's extremely difficult to get around.
In our area no bus service/
In the 5th St. Extended corridor/Old Lynchburg Road, we have almost no infrastructure & increasing development traffic. There are no sidewalks, bike lanes, street lights, traffic lights, or crosswalks. We are forgotten here.
In the past 2 years this has reached the point of no return - I will not ride my bike - almost killed X2.
Inconvenient because 29N is horrible to drive with any intention of doing so in the daytime because of all the people who have moved here and are commuting back up North where they came from. Used to only have to deal with students 9 months a year - most of them didn't have cars and were consolidated on the Corner area.
Inconvenient to recycle centers. CATS - frequency - headway (illegible) issues. Jaunt - good if you can plan in advance.
Inconvenience is primarily due to distance from our home, which was our choice of location.

D2- In the space below, please add any comments you would like to share about the convenience or inconvenience of accessing any of the above assets or services.
Increase / improve public transportation.
Increased traffic continues to plague efforts to get anywhere when trying to access things in and around C-ville, outside of C-ville corridor things to do fairly well. I avoid 29N whenever I can and 5th street is getting challenging as well!
insane traffic
Is there a community center for county residents? Library closed on Sundays? Hours are inconvenient.
It appears that there is a preference to build new on green space rather than repurposed and reuse existing shop which is destroying the reason we liked this area. Once the land is built on it is gone forever. We need to re-use spaces rather than clear fell forest and put new building on farm land
It is becoming more inconvenient to get around due to increased traffic and lack of additional road systems.
It is difficult to know what services are available and to whom they are. Certain roads around the city are difficult to navigate unless you know where you are going and have gone there before.
It is quite difficult to use any form of local transportation other than automobiles in this county!
It is very important to develop all services in Albemarle County as we are "not comfortable" in going into downtown Charlottesville.
It is very inconvenient to access anything without a car. Specifically, please connect more places by sidewalk (safely) and expand bus routes.
It seems to me all of the community centers are located out in the rural areas, and very inconvenient for anyone close to the urban areas. All of the county parks are the same. When I go to a park or community center it's usually a city location.
It seems to me that commercial areas are too centralized. There are a lot of houses in the county but I find I need to drive to the city to most things.
It would be nice to have more bike trails; we do not like riding bikes on the narrow roads. We would like faster internet and better cell phone service.
It's a significant cost but public transit is important for an aging community. Public transit needs improvement.
It's too bad bicyclists can't safely enjoy the beautiful scenery without being a road warrior.
It's very dangerous to ride a bike in my area. There are no shoulders on the roads.
Ivy Material Utilization Center is not convenient. More locations and dates are needed for drop off of hazardous waste and recycling.
Keep adding bike lanes.
Keep approving housing and subdivision but NO improvement on roads to handle traffic
Keep bikes off back roads
Know it is a state situation but keep working on Rt. 29 overpasses etc. Mall, parks. More seating wherever possible - walk to license areas of county office building terribly long for mobility impaired.
Lack of bike lanes creates safety concerns and delays on rural roads.
Lack of convenient, regularly schedules public transportation is a serious defecit.
Lack of parking spaced and conjested routes with minimal alternatives drives most inconvenience. Simply pronouncing share the road for bicycles with no effort to widen roads by just 6-8' is a problem. Excessive speeds on these narrow and winding roads as well as US 250 is, along with very common tailgating, a definite issue.

D2- In the space below, please add any comments you would like to share about the convenience or inconvenience of accessing any of the above assets or services.
Libraries are quite a distance from our house. Uva libraries are supposedly open to the public but there is no parking on or near campus. Garbage collection is 25 minute drive from our house and recycling collection should be free, otherwise no one on my street recycles!
like all the convenience that we have to help people
Limited access to town from the east. No real way to expand lanes on 250. AM traffic is very congested if there is an accident- no real options.
Limited jaunt services in county make it difficult for those to attend doctor appointments or get groceries, if there is no other transportation available.
Live in Crozier and have 6
Live in Free Union. Our choice to live from many venues. However, zoning prevents established, old structures (?) to be converted to restaurants/diners without "new" development.
Living in Crozet. Most any asset is in C'ville.
living in North Garden the convenience is mostly in C'ville
Living on the perimeter of the county ,there are few to none services where we live.
Love the idea of connecting all parks with bike trails. I'd do this a lot if they were all connected.
love the trails/park system
Mainly due to inadequate public transportation. Would like to see more shuttle bus-like service.
Many drivers do not stay clear of bike lanes.
Many neighborhoods do not have sidewalks and or bike trails. There are not enough crosswalks across busy streets or pedestrian/bike over passes.
Many of the amenities (parks, greenways, libraries) are expensive to maintain and build and are not used by the average citizen. Bicycles on rural public roads are a hazard to the biker and to vehicles who have to share these toads. MAJOR ISSUE.
Many places in the county tend to have sidewalks or they end and you are dumped into the street.
Many services are shared with the city but end to be concentrated there (parks with playgrounds, libraries)
Market st library parking, downtown parking, grid look traffic, poorly marked rivanna trails
McIntire Recycle is sometimes closed when I go to drop off... and I see other drivers leaving also - so not just me. Cultural events often at UVA and I can't find free parking, so I don't attend.
McIntire Recycling is not convenient to get to. Need satellite recycling center in other locations. Mixed-paper recycling dumpster bins should be made available as stand-alone "bins" in various locations besides McIntire Recycling. There used to be magazine/newspaper Recycling dumpster "bin" behind Sam's Club, which was more convenient than McIntire Recycling. "Mixed"-paper (rather than "office stock") is probably the main recyclable waste generated by most households in the county.
Medical Insurance incredibly costly in County - Cost-prohibitive for Self-insured.
Methods of recycling must increase consideration of population increase and how services are being taxed or not even available must be considered.
Modernizing bike an foot traffic should be a priority. Separate from roads for safety.
More affordable after school care and programs. For low income.

D2- In the space below, please add any comments you would like to share about the convenience or inconvenience of accessing any of the above assets or services.
more bike lanes & walking trails would be helpful
Need convenient recycling options
More bike lanes are needed in the rural areas - bikers are not safe on these winding and poorly lit back roads. Trails need to be connected to allow for greater access to all areas of the county.
More bike lanes. Better recycling at Ivy Landfill.
More bike paths needed. I hear my kids talking about this.
More connectivity of bike lanes and sidewalks please!
More dedicated bike lanes. Bikers ride in center of road inhibiting traffic flow.
More greenway development would be helpful in providing an alternative way to commute to work. Long term what is the alternative, what is the plan? More multi use trails connecting areas could allow for routes as well.
More greenway. Less pavement.
More parking
More public transit and more bike lanes. More parks in the western part of the county.
more recycling centers (full service, sorted) in No. Albemarle. More composting.
More recycling please
more recycling services are need. Bike lanes should be on all road ways because some of the roadways are dangerous to bike on especially because 95% of bikers do not follow the rules of the road. Need more county parks.
More recycling/composting services needed as well as spreading info/increasing popularity of those. Sustainable living.
More sidewalks and bike lanes or bike paths would be great!
more walking/biking trails. Sidewalks in neighborhoods please.
More walkways across Seminole Trail/I-29 are needed for safety purposes (particularly South of Rio Rd, but North to Hollymead/Forest Lakes is also needed. Need to figure out how to retain businesses longer.
Most county services in the Scottsville area are lacking except for the school system.
Most of them require better night lighting.
Most of these are accessed within Charlottesville.
Most parks, community centers, theaters are located in the city or in areas that are not convenient to residents living in the Northern parts of the county.
Most public services are run by self-interested personnel. The public schools shelter poorly trained incompetent staff. Police officers act on racist biases and are not trained in de-escalation. Behavior of public servants is condescending.
Most services are convenient for our household because we have two cars. They may not be as convenient for others in our community.
Much depends on access to a car, and affordable parking is scarce, esp. downtown (the most attractive part of the city). I would like to see greater strides toward affordable public transportation, and alternative energy to address climate change.
My choice to live a few miles from anything other than neighbors
My housing development (Pavilions) doesn't seem to "embrace" recycling. I wonder if it isn't a priority...

D2- In the space below, please add any comments you would like to share about the convenience or inconvenience of accessing any of the above assets or services.
My main complaint is the unfinished road on which I live. It would seem that by finishing the paving on Cove Garden Rd. It would save \$\$ in the long run.
My main downside to living here is the necessity of driving everywhere + lack of bike options.
N/A
N/A
NA
NA = Not Applicable. We are two seniors who have no knowledge of these services.
Narrow, curvy roads too dangerous for bikers.
need another high school on northern part of county
Need better access to recycling and hazardous waste.
Need better and more accessible public transportation. Get rid of diesel bus; air quality is BAD! Due to extremely heavy traffic, air quality is harmed.
Need better recycling facilities for rural areas.
Need better trash & recycling pickup options; Dramatic expansion of bike lanes needed.
Need infrastructure improvement with additional homes/apartments being built.
Need more bike lanes - widen 250 and add bike lanes and extra lane both ways. Repair main street/250 - torn up from construction.
Need more bike lanes and traffic signals need to be synchronized more efficiently.
Need more bike lanes outside of C'ville city limits; need road improvements/expansions in congested areas
Need more childcare for working families!
To many 4 way stop signs.
Need a home depot store!
Need more green spaces for exercise
Need more grocery stores- Harris teeter isn't enough.
Need more off the road bike lanes-dangerous to share the road even with dedicated lanes. Parking to access anything near UVA is very difficult!
Need more parks. There should be recycling services in the county, should not have to travel downtown to deposit recyclables.
need more recycling services, more places that take plastic, glass, & paper. Albemarle County needs recycling & solid waste stations like Nelson County & Buckingham County have.
Need more sidewalks and bike paths/bike lanes in the suburban areas.
Need more sidewalks and safe cross walks. Need more bike lanes.
Need more sidewalks in Crozet, especially on Park Road
Need more stores in Crozet. Less houses. A good fast food place.
Need more stores less eating
Need more street lights!
Need more things for teenagers to do like roller skating ice skating places to "hang out"
Need more transfer station in county for trash.
need pedestrian walkways at 29/hydraulic

D2- In the space below, please add any comments you would like to share about the convenience or inconvenience of accessing any of the above assets or services.
Need sidewalks in urban/suburban parts of county. If City can do it, County can.
More bike/hike trails could be created, e.g. underneath the power lines that transverse the city/county border.
need single stream recycling
need to build the western bypass
Need to extend public transportation to Avon St. area.
Need to have more continuous bike lanes, instead of starting and stopping randomly, which is very unsafe.
Need to insure investment in our schools stays ahead of the increasing demands spurred by high growth.
needs to be a solid waste facility north of town
No areas for road cyclists creating dangerous conditions for both car drivers and bicyclists; Martha Jeff and UVA ER's take minimum of 6-8 hours.
No bus line to Key West
Wavy busy back roads e.g. Proffitt rd don't have side white lines
Don't know where community centers are
no comment
no comment
no comment
No comments.
No county recreation centers - need it Northern Albemarle. No bike lanes - need them in Northern Albemarle.
No county recycling or mass transit near me.
No public water and sewer.
No recycling center near where I live.
No recycling center nearby. Traffic light at Polo Grounds and 29 inconvenient - green light not long enough for Polo Grounds traffic. No community center/gym located on N. 29. Need pickle ball courts.
No services close to Earlysville. Everything centers around Crozet + Hollymead.
No sidewalk on Route 240 in Crozet East of Music today. 240 is narrow in areas - unsafe for riding a bicycle - which (illegible) I have but will (illegible) not ride into Crozet because of narrow road. No shoulder and ditch. 3 housing areas east of Music today - Western Ridge, Wickham Pond, and the Highlands.
No sidewalks on N. 29 development
No sidewalks on Proffitt Road or to reach Baker Butler Elementary school
no sidewalks; street not paved well and proper ever! Lived here since 1980!
No trash collection or cell phone coverage
No way to walk across 29.
None
Not convenient to dispose of solid waste, tree branches, bushes, and leaves.

D2- In the space below, please add any comments you would like to share about the convenience or inconvenience of accessing any of the above assets or services.
not enough bike lanes, sidewalks, and good county parks.
Not enough parking at Northside Library
Not enough public transportation outside of Charlottesville. Need to extend Jaunt!
not looking for additional "convenience".
Not many bike lanes on East 250 (Richmond Road). I feel there should be 3 lanes on East 250 (Richmond Rd) in Albemarle County since traffic is very heavy at times. With development of another village on 250 East similar to Glenmore, I think the 3 lanes will be helpful.
Not much info re location etc.
Not much public transportation out to Ivy/Crozet.
Not very bike friendly
o good choice for shopping or groceries. Food lion is expensive.
On 250W near fry + Crozet, traffic congestion is severely increasing; with even more subdivisions being approved + built, it is worsening. No plans known to ameliorate the situation - roadways are not planned for improvement.
Once again, northern county - too much construction and growth, clogging roadways and making travel inconvenient.
Our roads are more dangerous w/ all the bikes on rural roads and potholes everywhere. A accident waiting to happen.
Over abundance of too many subdivisions and apartment buildings which have brought in massive traffic on streets that cannot handle it. Too many forests and land sucked up into housing, shopping, parking lots while former areas are abandoned. No land - no farms / no farms - no food / no food - crime and chaos.
Overall no real issues with accessing assets or services - sometimes traffic congestion on Richmond Road (250), I-64, and heading into Cville city limits is bothersome.
Overall, accessing any of assets or services is satisfied some questions and left blank because we don't use them.
Pantops is so hard in morning/evening to get around because of traffic. Do not go that anymore because of the traffic.
Park lane in Crozet is a very dangerous road for pedestrians and should have a sidewalk to make use of Claudius Park more convenient for the many residents and families nearby.
Parking at hospital is difficult.
parking at some places (Libraries and churches) limit access.
Parking at UVA hospital is dreadful
Parking at UVA is not easy. Have never had to call the Fire dept or the rescue squad. We pay extra for recycling can from County waste. I wish the County would do more about recycling in general (move in town places to drop off. etz)
Parking challenge. Too much traffic congestion.
Parking is a big inconvenience in many places. Don't know where to park for access to Greenway trails around downtown.
Parking is a problem downtown and in Barracks it's not clear where to park to use Greenway Trails.
parking is an issue on the mall
Parking is an issue.
Parks and greenways do not exist on the south side of Albemarle County.

D2- In the space below, please add any comments you would like to share about the convenience or inconvenience of accessing any of the above assets or services.
pedestrian safety alone 29 must be prioritized
Pedestrians are inadequately provided for; i.e., scarcity of sidewalks and difficulty of pedestrians crossing RTE 29 (especially north of town). Also Rio Rd. particularly near the High Schools is dangerous.
People who live off Stoney point road at Fontana Dr. have no way to safely get to jobs, restaurants, grocery stores if they are on foot. They have to cross 250 at the most dangerous intersection in the county. No accommodation at that light for pedestrians. Priority given to ped xing at Chick-Fil-A intersection which has less foot traffic.
Physically separate future bike lanes from car lanes. Simply painting a stripe in the same roadway used by cars and bikes is useless and unsafe. Too many drivers ignore lines marking lanes and drive all over the road.
Place(s) of worship is (are) a personal choice(s) and convenience is irrelevant.
Please add another recycling/trash area near Crozet. Add walk trail around Crozet (besides Old Trail)
Please don't waste money on biking lanes. Albemarle County do NOT pay for our solid waste or recycling services / we pay (illegible) privately.
Please make sidewalks and JAUNT/Crozet Connect a priority that will connect all subdivisions in Crozet with the parks, reservoirs, and downtown areas in Crozet.
Please work on bike trails not on streets.
poor planning 250 Poor Rds
more active around Zion Crossroad
Poor road / construction / intersections urban planning. Traffic issues - needed traffic lights. TERRIBLE snow removal / pre-treatment.
Poor shopping choices.
population and vehicle traffic crowding is becoming discouraging to travel in this area by local residents.
Prefer not to answer.
Prior to additional large scale development, residents need well thought out transportation planning IN PLACE!
privatized waste management is a racket, and the roads are a mess. You need to update roadways a signals for the growing population. Riding a bike on these roads is extremely dangerous.
Proper planning for development & growth in our area has been disappointing. Areas such as 5th Street/Ridge McIntire and 29 North are overwhelmed with development as is Crozet.
Proper planning when it comes to parking for new shopping centers, etc. is poor
Pub transportation + sidewalks are not throughout county: Must pay for private co. for recycle or McIntire + Ivy is not convenient. Need a substation.
Public transport and pedestrian walkways nonexistent outside of downtown C'ville and the corner.
Public transport lacking, few biking lanes, sidewalks and pedestrian walkways. How to cross 29N on foot?
Public transportation could definitely be improved. The city is very pedestrian-friendly, but life in the county is 100% dependent upon access to a car (or multiple cars for a family.)
Public transportation in Albemarle County is a non-starter. The usual story I hear is there's no demand, but you can't gauge demand until you have a usable offering. Traffic planning is terrible. Example 1 is the recent flurry of traffic circles - if you've used efficient traffic circles

D2- In the space below, please add any comments you would like to share about the convenience or inconvenience of accessing any of the above assets or services.
before, you quickly realize that all the new ones here are just too small and tight to be effective. Central Virginians could also use a media blitz on how to properly navigate a traffic circle, because they can't. A very useful 29 bypass was scrapped, and as I call it "the road to nowhere", Berkmar extension from Hilton Heights Road to Hollymead Town Center with a new Rivanna Bridge was built - for who? And one admittedly large intersection at Rio Road/29 was slightly improved for through traffic. Did either of these reduce tractor trailer traffic on 29 - nope! Plenty of additional examples, there's a new flubbed traffic issue almost monthly.
Public transportation is inefficient
Public transportation is not accessible to many parts of the county.
Public transportation opportunities (buses, bicycle access) can be improved. Roads are overtaxed in capacity.
Public transportation should be extended to Target and (illegible)
Traffic is very heavy to Target anytime of day
Recycling and public transport have few options for rural areas.
Recycling center in western Albemarle would be helpful.
Recycling centers do not take all recyclables. One did not even recycle plastic and the other did not recycle paper products/packaging.
Recycling Centers Need to be expanded. Traffic on Rt. 250 Needs to be studied and improved.
Recycling events provided by county are too few, too infrequent, too restrictive, and do not meet needs of county residents. Center on Dick Woods Road is too far away and fees are too high.
Recycling in the county! We keep asking for it!
Recycling in this county is almost non-existing. Recycling isn't encouraged!
Recycling is an issue. Curbside services are limited in Albemarle County, at least for my neighborhood.
Recycling is hard for those without cars or a pickup service. No bus routes on Hydraulic?
Recycling is not available unless go to Ivy Landfill - no plastic recycling there.
Recycling is only available to me if I keep a bin in my apartment and periodically drive the bin to a recycling center. My apartment complex has no options for recycling and it's shamefully wasteful. Greenway trails - I wish they were better marked/advertised because I'm sure there are so many I don't know about.
Recycling is so inconvenient I have to pay private hauler for most of it.
Recycling is very inconvenient!
Recycling is very inconvenient-no receptacles at apt. sites.
Some of county residential roads need repair; the traffic lights need to be re-schronized to accommodate more traffic.
Recycling limited and costly, Landfill solid waste days are too infrequent.
Recycling needs to be addressed.
Recycling not encouraged due to inconvenience.

D2- In the space below, please add any comments you would like to share about the convenience or inconvenience of accessing any of the above assets or services.
Recycling services - County needs to seriously work on it. I am paying \$6 extra to TIME waste mgmt to recycle. I think county needs to provide it for free or enforce waste Mgmt Companies to give it for free
recycling services - to be sure recycling is done we have to take items by car to recycling center. Outside recycling exist but we are not sure items are actually recycled.
Recycling services are almost non-existent need better recycling options
Recycling services have been slowly going away. There's a strong return to the attitude of "just put it all in the trash can." It's disappointing.
Recycling services need to be accessible for neighborhoods i.e. curbside pickup.
Recycling services seem to have gotten worse over time rather than better. RSWA accepts fewer types of materials than it used to, which is very disappointing considering the importance of environmental issues. I would like to see recycling for batteries, bulbs, other types of plastics return. I have to pay extra for curbside recycling of items I cannot bring to the McIntire Road facility.
There have been improvements to bike and pedestrian access. It would be good to see that continue, as "walkability" is still an issue. I understand that public transport could also be improved but I seldom use it myself.
Traffic is a problem that is getting worse. Traffic lights could be smarter to better manage traffic flow. There are major choke points, like the Belmont Bridge, which is also long overdue for repair/replacement.
Recycling services should be increased.
Recycling, composting, bulk disposal is only located at Ivy Station. It is crowded, and hard to get to from the northern end of the county.
Ref. "l" - need more recycling locations. Ref. "m" - everyone complains about congestion (always more) and lousy condition of road services - no response from VDOT, e.g. Old Ivy Road and by-pass; G'town Rd./Barracks Rd. intersection and to east.
Related to code enforcement in Section C, I wish the County would exert more influence over abandoned buildings like the former Toddsburg Store at the corner of 250 and Ivy Depot Rd.
Rescue service downhill since Scottsville Rescue Squad disbanded.
Response related to rural nature of residence
Roads are a mess. Buses are not used - merely political stunt - not meant to be convenient.
Roads in surrounding counties superior to Albemarle's in state of condition.
Roadway infrastructure is poor. Tax dollars don't appear to be used to improve roadway systems. Short on ramps/off ramps, highway bypasses are inconvenient, and affluent communities are unwilling to improve the overall system.
Roadways are congested -
roadways congested considerably.
Route 29 needs crosswalks at every intersection or raised bridges for people.
Rt 29 traffic is crazy speed and (illegible) drive nuts. We need a sign to add to the signs before Rio Rd underpass to advise all lanes through.

D2- In the space below, please add any comments you would like to share about the convenience or inconvenience of accessing any of the above assets or services.
Rt 53 as a bike lane is crazy! Between cars & bikes there isn't room for both.
Rte 250 East is not wide enough past Pantops. Travel on 250 needs to be two lanes each way to Rte 15.
Sad the shopping areas are dying. Seminole, Fashion Square Mall, Albemarle Square
School are using too much of my tax dollars
recycling is excellant - MacEntire park Recycling-!
more "share the road" bike signs needed
way too much littering- more signage needed!
Scottsville Fire & Rescue was closed.
Scottsville is 20 miles outside Charlottesville; therefore have to travel this many miles or more to hospitals, restaurants (other than local.) However, driving here is great and quiet.
Scottsville lacks services. Taxes too high for what we get from Albemarle County.
See previous page
services in the Pantops area very convenient geographically. Access is somewhat hampered by increasing traffic volume/congestion associated with development
Shopping centers & grocery stores seem much more accessible than in previous city we lived in.
Shopping centers are convenient because there's one on every corner.
Shopping centers/malls are gone.
Shopping is horrible. Parking is better. We need public transit (W'boro -> C'Ville or R'Ville to C'Ville), park and ride, etc. Child care is non existent.
Shortcomings with traffic improvements in Crozet growth area.
Lack of business zoning and jobs in growth areas.
All residential development.
Crozet trails and parks are outstanding.
Sidewalk is very limited. Road light is dim.
Sidewalk needed under bridge near 2175 Ivy Road, entrance to Old Ivy Road
Sidewalk on Avon from Wegmans across 64 all the way to the traffic light. Need it.
Sidewalks & pedestrian walkways are intermittent where I live (Woodlands of Charlottesville, just south of 5th Street Station). The are not continuous to either the nearest bus stop or the nearest part, I drive to nearest park rather than walking because I feel unsafe walking in the neighborhood, w/no side walks.
Sidewalks are almost nonexistent. Bike lanes are added but rarely are walkers accommodated.
Sidewalks are cracked & uneven
The only actual shopping center is closing
Sidewalks are intermittent or nonexistent in many areas. I would love to use a bicycle as transportation but there is a lack of bike lanes on many roads and the bike lanes aren't cleared of debris (downed trees, etc.)

D2- In the space below, please add any comments you would like to share about the convenience or inconvenience of accessing any of the above assets or services.
Separated bike lanes would be much safer and encourage bike transportation
Sidewalks are needed from Long St. on 250 to Pantops. Traffic is very congested on 250) Pantops area) due to all the recent developments being built.
Sidewalks are needed in so many areas. The end of Stribling is a death trap. Walking to Azalea Park is not easy.
Sidewalks provided are often inconvenient because there are few (if any) ways to cross major arteries, such as, from Forest Lakes to the Hollymead Town Square shopping areas.
Sidewalks seem be very limited in Albemarle County
Sidewalks/walkways become less safe once night falls because of lack of street lights.
Since Albemarle is a mostly rural area, I do not think my tax dollars are well spent on bike lanes (which are extremely dangerous on county, curvy roads) and I think money has been misused in the public schools, eg Promethean boards which are glorified projection screens for an exorbitant amount of money.
Since I live at Westminster Canterbury of Bl. Ridge D1 is hard to answer, so I answered as though I live in a private home in same area.
Since I live right on the edge of Cville, access to most services, etc is good
Smart traffic lights would enhance commuting; maybe a Bypass not confined to stop and go traffic limited to 35 MPH; walking bridge over 29 North.
snow shoveling in my community is coming too late sometimes is not necessary when is coming late.
So much depends on where you live in Albemarle Co.
solid waste (garbage pick-up) good
recycle non-existence in my (north) part of county
Solid waste and recycling provided for a fee by private company
Some businesses I would walk to are inaccessible as 250 is not a road for pedestrians. No library on the southeast side of town.
Some of county roads are too small for current population which makes short trips during peak times difficult.
Some of the questions are not pertinent or appropriate as many services are in Charlottesville and not Albemarle. So, the answers provided apply to Albemarle.
Some of the services I have not used, so I cannot speak to their convenience.
Streets in hickory Ridge have been ignored, pot holes just embarrassing!
Sunset Ave extension should have bike lanes.
TERRIBLE walking - no way across 29, totally hostile to bikes. Increase frequency and RELIABILITY of CAT - I mostly have to drive & would prefer bus!
The 5th street extended area has grown quickly resulting in increased convenience(stores, etc). However, infrastructure/traffic etc. has not kept up.
The area outside of Rt. 29 corridor, 250 Bypass corridor and 5th St. South to I-64, have fewer conveniences but retain natural character and should NOT be developed except in very small locations.
The areas just outside the city and in the city heed better bike lanes and sidewalks. Meaning , more of them, wider, well marked pedestrian walkways + better lighting.
The bus system has massive gaps in coverage within the area it services, and does not extend to many important locations.

D2- In the space below, please add any comments you would like to share about the convenience or inconvenience of accessing any of the above assets or services.
The classist unequal (illegible) of high density development in the area + live (?) is destroying this place. What are you thinking?
The closest place for me to compost is in McIntire Recycling Facility. The location & hours are inconvenient. The bus routes move north on 29 could be greatly improved to serve a larger area who could benefit.
The county and city are not set up for convenient public transportation. Vehicle are the only way to access all parts of the City/county.
The county failed us by not building the 29 by pass. The only recycling that I know of is in the city on McIntire.
The County is abysmal in terms of bicycle access. I live on Route 20, a busy road with no shoulder or long lengths of its path.
The county needs to encourage the importance of ???? activity in town centers (i.e. crozet) and not letting it ???? into rural or residential areas. Please ignore walkability throughout the county.
The county needs to have more recycling centers.
The county roads need fixing! Desperately!
The county should provide, Recycling street or curb side pick up. I take my recycling to the Ivy center - which is very inconvenient. I use the city McIntire Recycling Center most because it is convenient and they offer better differentiate options.
The county website looks like it was made in the 1990s--no offense intended--it could use an overhaul to ease the access of information about what Albemarle does have to offer. Right now it's uninviting whenever you want to search anything about the county. I'm not really aware of any cultural happenings in Albemarle County outside of the public schools or PVCC. Currently if I want anything cultural, I go into Charlottesville or Richmond. I would happily change that, though. The JMRL library system's digital collection (ebooks, audiobooks, etc) is ages behind a standard city's. If we're going to call the area world class, these are some basic improvements. I haven't used most of the services, so that's why I responded that I don't know or am unaware of the service itself so frequently.
The court complex is not convenient to access. It should not be in downtown Charlottesville.
The development of Crozet has destroyed the rural nature of this part of the county. The roads are poorly planned, 250 is a mess during peak times, and promises not to overdevelop have not been kept. Schools in Western Albemarle were poorly planned and land that could have be used for school expansion was not preserved.
The grocery stores are easy to get to.
The hours of operation for the recycling centers would be more convenient if they were expanded.
The jaunt bus to and from crozet has been extremely helpful and well received and staff has been very professional. The county has no viable place to put plastic refuse but has got to deal with this issue.
The lack of convenient recycling drop off locations seems inconsistent with the environmental goals of the County. Could this be a requirement for permitting new subdivisions?
The not sure answers are because don't know
The parks are great, but there isn't a lot available up in the Target/ Northern Albemarle area.
The public transports, a means to bring us toward 2050 0 emission, not there. Buses don't go much past the decrepit Simon Shopping Mall. .Buses should be the #1 transport for most of us and it's relegated to being the default one for poor people! SAD!
The recycling services leave a lot to be desired. Also, traffic is bad. Everywhere.

D2- In the space below, please add any comments you would like to share about the convenience or inconvenience of accessing any of the above assets or services.
The road infrastructure is awful -- we expand 29, the Rio and 29 and before expansion done we outgrew it. We NEED a BYPASS!
The Sentara hospital's location is absurd. It does not serve the community. UVA is great but parking is unsafe in ???? at night and it is difficult to schedule appointments.
The sidewalks on St. George Avenue - what few there are - are rotten and hazardous. This street is full of families with children who need strollers and of people who walk - for recreation as well as to the grocery, library, bank, etc. The sidewalks need badly to be replaced and completed beyond the Baptist Church.
the solid waste facility on Dicks Woods road is well run, with very helpful employees- but it's far from many parts of the county, so some people just dump trash on the back roads. Need additional locations for trash and recycling drop off.
The traffic for the size of this town is insane. Takes years to get anything started no foresight in recognizing new growth. When it is implemented it fails to improve overall.
The western park at Old Trail has been nothing more than a sign in the ground for 11 years.
There are few bike lanes on trafficked streets, making it difficult and often scary, especially on winding roads, for bikers.
There are few sidewalks in the county.
There are greenway trails and bike lanes in the county. But they are not connected to each other. Except by car... and that's not very helpful.
There are many places that are still expanding, but need sidewalks/lighting at night
There are many shopping centers available but with the decline of businesses at Fashion Square Mall, residents will be forced to shop online, Lynchburg, or Richmond.
There are no biking/walking lanes on Rt 20.
There are not any cultural centers, no public transportation, I'm not sure where to recycle!
There are not enough sidewalks. There are often no sidewalks at bus stops! The county should add more sidewalks and crosswalks at intersections.
there are places, particularly at Pantops (Rte. 20 & 250) where it is impossible/dangerous to cross the street on foot.
There are very few child care centres in the county. Only a few theaters. Terrible traffic from city to I-64 E. never see any Jaunts , buses
There are very few cultural organizations in the county, and they especially aren't accessible near me. It would also be very helpful to have more sidewalks and safer options for pedestrians and bikes.
There is no bus service for those who have no transportation. No sidewalks to get to 5th Street Station to get a CAT bus. No bus connection between Albemarle County and city. I live behind Monticello H.S. It's 3 miles to PVCC Dr. No sidewalk to CAT service on Avon St.
There is no public transformation south of town. Lack of roads makes traffic congestion excessive at certain times. There could be bike lanes and footpaths or sidewalks from the south side into Charlottesville.
There is no recycling in my area at all. The road I live on has many bikers, is narrow and is truly dangerous for all commuters (bike and vehicle.) (Brown's Gap Trpk., Garth, etc.)
There is no recycling where I live. Sometimes trash pickup doesn't come. There are not many bike lanes, a very few. There are no shopping centers.
There is no reliable trash service, and traffic has increased since moving into Albemarle Co.
There is not a lot of bus stops for public transportation and pedestrian lanes

D2- In the space below, please add any comments you would like to share about the convenience or inconvenience of accessing any of the above assets or services.
There several gaps in the sidewalks in the urban ring, but the intersection of US 29 and Rio Road finally provides one place to safely cross US 29 on foot. Solid waste should be incinerated to reduce methane emission, which would also largely solve the recycling problems.
There should be a designated bike lane in Earlysville. This would alleviate traffic back ups and add a safe area for bikers to enjoy their recreational activity
there should be more urgent care/ walk-in clinics north of Charlottesville; currently the best option is UVA Riverside.
things are difficult for pedestrians, especially 29N
This is a rural area, inconvenience is expected.
Though the grocery store is across the street I am not able to walk there as there is no pedestrian crossing and the cars are very fast. No sidewalks to walk to school though school is close by.
To many bikes on the roads, jaunt to expensive for old folks
To visit all this places you need CAR. Would be much better if Albemarle & Charlottesville started thinking about some MODERN MASS TRANSIT like MONORAIL
Too few recycling centers. Traffics horrible.
Too focused on bringing in outside businesses for new, but unneeded, shopping centers. No need for growth for growth's sake.
Too little traffic law enforcement (red light running, speeding)
Too many dead/dying shopping centers but developers still building new ones--wasteful.
Too many new centers, housing tearing down trees. Need to reuse abandoned shopping centers not tear down trees and natural lands for new development.
Too many people makes it hard to access roads.
Too many shopping centers - with vacancy - too expensive to rent for middle class, small businesses.
Too many traffic lights. No culture that I know of on the north side of the county.
Too much development for the into and around C'ville access roads
Too much development on 29 is leading to too much traffic and yet the zoning board keeps allowing more development of residential areas. We need business, not more residents.
Too much traffic
Too much traffic and the need of a bypass, for example Lynchburg
Too much traffic for the roads.
Traffic and congestion seem to be getting worse.
Traffic and parking can sometimes be inconvenient sidewalks are often overgrown/untended (down trees).
Traffic better (Rio + 29); still a mess (29 + Hydraulic); roundabouts working
Traffic can be a nightmare!
Traffic can be bad at certain times and places.
Traffic congestion in Crozet at 4 and 6 pm is dangerous. Supervisors need to stop further construction of projects and address overdevelopment
Traffic flow is an issue at times. Too many traffic lights one block apart. Other cities I've lived space the lights out and rush hour flow is so much better and empties faster.
Traffic from Mechum's River to the Crozet 64 Exit

D2- In the space below, please add any comments you would like to share about the convenience or inconvenience of accessing any of the above assets or services.
Traffic getting worse.
Traffic improvement is not keeping up with growth
Traffic in the Pantops area and Barracks Road can sometimes be problematic. I am a walker and sometimes sidewalk maintenance is poor.
Traffic infrastructure not keeping up w/ growth in population, especially in Crozet.
Traffic is a problem. I would like to see more public transportation that is reliable and convenient. Biking in this area is mostly treacherous.
Traffic is heavy where I live on corner of Hydraulic and Rt. 29/Emmet St.
Traffic is horrible on all the major roads at rush hour. Bike lanes are good but biking on narrow country roads is not safe.
Traffic is horrible
Traffic is horrible. Homeless are everywhere making me feel unsafe sometimes
Traffic is often backed up on the John Warner parkway
Traffic is terrible. Road/ highway infrastructure should be developed before or concurrent with residential development.
Traffic is the problem,. We needed the bypass. I'm sick of sitting in traffic breathing the exhaust of tractor trailers. Pedestrian friendly is a joke.
Traffic lights can be very frustrating when traveling by car. You get a green light then go and block as the next light and the next light is red. This occurs in many sections of Charlottesville.
Traffic not enough east/west options. One little thing goes wrong on 250 or frequent accidents on 64 at or near Ivy and Crozet exits especially. Bike travelers are arrogant and add to traveling inconvenience. more but no room
Traffic on 29 continues to get worse. Still need some sort of by-pass to alleviate this traffic.
Traffic on a daily basis in the urban ring has exceeded the capacity of the roads.
Traffic on pantops!
Traffic on Rte. 250 east of I-64 is bad and getting worse.
Traffic on the bypass - something gotta give.
Traffic planning and engineering is terrible. Route 29 is one of the worst roads to drive in our area. A road with a speed limit of 45-55 should not take so long to travel. Lights and their cycles are terrible.
Traffic speed limit too high on Rt 250 in Pantops area. 45 should be 35
Traffic terrible in Crozet and no traffic lights to help
Traffic worsen every year due to Western Albemarle County housing developments.
Traffic!!!
Traffic/driving can be frustrating @ times - not built for traffic and having to expand (29N for example)
Traffic/road systems are not good. Parking is a problem too.
Transportation; sometimes take too much to wait for it, that makes it inconvenience when I have to be in a certain place at a certain time.
Trying to provide affordable housing that is far from necessary things such as grocery stores and work transportation w/o public transportation is absurd. Allowing growth out Rt. 250 is absurd w/o action to solve traffic problems.

D2- In the space below, please add any comments you would like to share about the convenience or inconvenience of accessing any of the above assets or services.
Urban sprawl makes it difficult to use mass transit– county is too dependent on Rt 29 and cars.
UVA Hospital is a pain to work at; no parking.
UVA hospital under construction forever, difficult to access. Poor consideration for bike lanes.
Vast majority of county roads do not have bike lanes or even shoulders. No community centers with pools and gym facilities.
Very few bike lanes. Rt 29 lights/speed poor -> align them; turn to flashing yellow at night
Very few sidewalks, no lighting and do not feel safe because of it.
Very good
Very inconvenience of allowing biking on country roads with no shoulders (dangerous).
Very normal thing.... have to really plan a route due to traffic any time during the day. Pantops is normally a mess along with downtown/UVA area (I understand that's where a lot of people are.)
Very poor access to recycling services
Want more urban trails/sidewalks
Waste collection is expensive and recycling collection is inconsistent. Opportunities to recycle in the county is very limited and poorly advertised / managed; biking lanes barely exist.
Waste disposal is convenient in the urban part of the county because it is nonexistent (private service). Most amenities, such as hospitals, entertainment, and community centers, are in the city. Public transportation is very poor.
Way too much traffic! Alb. Co. needs to build more and better roads. We need a by-pass to get from 29N and Airport Rd. to 29 meets 64. We also need one from 29N and Airport Rd. to where 250 meets 64 (Pantops.)
We appreciate 29, 250, and 66! We are elderly and that affects this answer.
We are nowhere close to having fair, equitable and convenient public transportation.
We are unaware of any county services available to use but the most inconvenient of all is the lack of waste disposal facilities closer than IVY, which is 1 hour away by car.
We could improve sidewalks/pedestrian walkways & bike lanes tremendously to reduce vehicle dependency. There is a big homeless population on ped walkways and big disconnects in accessibility.
We desperately need better public transit between towns in county or between regional cities (C'ville - Waynesboro - Staunton - Harrisonburg.). C'ville - its rental prices are becoming unaffordable and that means more low income people who work must (illegible) live elsewhere in the area. Climate change demands better public transit options. I suggest the Turkish transit system of mini (illegible) buses as an example.
We don't have children, however, we think about youth and we're concerned about the lack of community facilities for them.
We don't have recycling & I have to pay a private company for trash pickup. Internet providers are horrible. There are no nice walkable areas w/shops & restaurants.
We don't have sidewalks in our neighborhood (Canterburg Hills) and along portions of barracks road. Additional pedestrian walkways are needed the bottom of the on/off ramps to the 250 bypass and barracks Road.
We don't know what/where any community centers are. More sidewalks would be helpful! We are grateful for easy access to medical and emergency services.

D2- In the space below, please add any comments you would like to share about the convenience or inconvenience of accessing any of the above assets or services.
We had problems after I lost my job after the first year we were here. We called and called and asked for help from the Salvation Army, but they ignored us. The "veterans" (some lie) and others should not be allowed to panhandle
We have lived in a senior living facility for 14 years, so much of the questions do not apply to us.
We have no infrastructure supporting transportation needs. This should improve. Need bike lanes, sidewalks, and public transit in and around Keswick and Cismont.
We have no problem with convenience now. As we age, things may change if we need public transportation. We do not have bus service in our area.
We have to use the City's recycling center.
We live about 15-20 minutes from just about anything we need. Fine if you have a car.
We live here only 4 months of the year, so are not able to make fair assessments of many items, especially those in section C. I appreciate the communication efforts the ACSA makes. Way too much debris along the roadways! We use Old Trail's trail.
We live in North Garden. We are in our 80s, and don't like to drive at night.
We live in the urban ring of Albemarle county, I would like to see increased connectedness between Charlottesville and Albemarle. I am also very disappointed in the lack of connectedness between 5th street ext/old Lynchburg road and the schools (Cale, Monticello) - that I have to drive through the Wegmans shopping center, or get on 64 to take my child to elementary school is very frustrating and seems silly when there should be another connection on the outside of route 64.
We live south of Charlottesville in Schuyler. Our address is Schuyler, so we have to travel to get to work or shop.
We live very close to the city so everything is very accessible
We make several trips to the Ivy landfill from northern Albemarle and would like to see alternative locations.
We need a home improvement store (Lowes or Home Depot) on the south end of the county. Same for department stores. Traveling to 29N is a long commute and congests 29N.
We need a sidewalk from Sherwood manor to Azalea park. The county should provide free curbside recycling service, like the city does.
We need another high school (in the North of 29 before Madison County. It would be nice to have a YMCA in the North, too.
We need another way into Charlottesville. Traffic on the by-pass and Pantops Mountain are unbelievably heavy at certain times of day.
We need better recycling program for all residences
We need better roads to accommodate the traffic. We need recycling pickup at our homes - especially the elderly - one container
We need county wide trash pick up and recycling!
We need more bike and Pedestrian infrastructure and less car use. Also, please support parks and Greenways.
We need more bike paths, sidewalks, greenways, parks, and natural spaces. The growth needs to be balanced with preservation of green spaces. And the safety of citizens who are not traveling in cars needs top priority.
We need more biking/walking lanes/sidewalks that connect rural and suburban/urban areas. We need way way way more pedestrian crossings with lights along Rt29.
We need more dedicated bike lanes

D2- In the space below, please add any comments you would like to share about the convenience or inconvenience of accessing any of the above assets or services.
We need more parks, open space, walking trails - slow down development!
We need safer + more cycling lanes/paths.
We need the Three Notched Trail to become a reality. Roads in western Albemarle haven't changed significantly since we moved here in 1964, yet traffic has increased along with cyclists "sharing" the same space.
We really need to improve bike/ped and public transportation offerings, especially in the urban ring
We resent paying for other people to use many of these services, which we don't use. We pay roughly \$6,000/year in county property tax for a 2 bedroom cinder block house, and we receive little service for our tax dollars.
We use Martha Jefferson Sentara Hospital and the traffic at Pantops can make for slow access.
We wish there were more walking and bike trails, especially if they would extend from outside county areas to Charlottesville (commutable)
What recycling services? Non existent options.
Whatever shopping, entertainment, where ever I go to town (Charlottesville, Waynesboro, Scottsville, even Lovingston) Do not care for those things to be right at my home.
When I have to access services by traveling in town over Pantops the traffic is quite cumbersome to navigate. Route 53 to 20 into town is much easier.
When I lived in Alexandria, i could go to store, CVS, movies, etc., without having to drive on a highway. We could access services on res. (illegible) central streets. As for recycling, it was picked up curbside.
Where are the recycling centers?
Where we live, in Foxcroft, there is not access to CAT.
While Albemarle Co. is equipped to handle all of the services and does in more affluent parts of the county, our part (southern Albemarle) often suffers neglect--possibly because the people who are the wealthiest do not live on the property they own, do not have school age children, or send their children to private schools We all pay the same taxes though.
While this may have changed in the last three years, our biggest hurdle when we moved here was finding accessible childcare with hours that allowed us both to work.
While we are close to all schools, children must ride (bus or car) to get there instead of being able to walk. Likewise to get to nearby shopping center. We *need* sidewalks.
Wish bus service was more available.
Wish the county had recycling pick-up shopping centers at Pantops should be more convenient by foot than they are (cannot cross 250 safely Parks/trails/libraries are excellent
Wish there was better public transportation, safer bike lanes and more sidewalks White hall, Crozet to city.
Wish there were more big box retailers on the southern end of the county near avon street, we sometimes shop in waynesboro to avoid 29 north area.
Wish we had better public transportation.
With a few exceptions, pedestrian infrastructure is one of the county's greatest areas of need to remain competitive as a good place to live and attract new business.
With all the eastern growth, another library is needed east of the Rivanna River. Public transportation needs to be improved, so we can become less car-reliant.

D2- In the space below, please add any comments you would like to share about the convenience or inconvenience of accessing any of the above assets or services.
With the increase in population in our area there needs to be new schools. We are zoned for our son to have to ride the bus 6 miles when he starts kinder. Closest library is all the way downtown.
Would be better if Alb Co picked up trash, recycling, and yard waste/compost.
Would be nice to have curbside recycling.
Would like a Kroger or Food Lion store.
Would like CAT to extend further into the county occasionally (such as to Hollymeade) and run more frequently to Martha Jeff Hospital
Would like more sidewalks and trails to 5th Street Station and parks
would like recycling to be improved and more accessible in the County.
Would like to see better zoning/land use to keep housing either rural or urban, but not suburban as that takes too many resources. More trails that link would be great, though the City and County seem to be working together on this system, so more of this!
would like to see county continue to invest in multimodal sidewalks & trails, particularly connecting pantop neighborhoods to downtown.
Would like to see improved bike ability. A fire response from Monticello F. D. earns a 1# (illegible) for emergency services!
Would like to see more bicycle connectivity. Support pedestrian bridge(s) over Rivanna River and maybe over 250 in Pantops. Need bike access from Charlottesville to Saunders/Monticello trail. Support 3 Notched Trail to Crozet and Crozet Tunnel. (I don't feel safe using the bike lanes on Meadowcreek Parkway.)
Would like to see recycling center in Crozet. Also, bike lanes / shoulders are almost nonexistent outside the urban ring, which is dangerous to both cyclists + motorists.
Would like to see Sentara build a hospital in northern Albemarle county. (Better/easier access for northern Albemarle residents.)
Would like to see the sidewalk along Jarman's Gap in Crozet extended to include the last neighborhood along the stretch.
Would love a bus stop in Ivy going into Charlottesville. And for designated bike path parallel to 250 from Ivy to Charlottesville.
Would love if the library system could have drop boxes around the area. Or at least that the C'ville library by the downtown mall had a drop box that you don't have to get out of your car-parking is impossible.
Would love it if more trails and cycling lanes were connected. It's definitely getting better, but there are lots of gaps in bike lanes.
Would prefer more bike friendly roads or dedicated lanes for biking.
Would really appreciate a crosswalk at Rt. 29 and Timberwood.
would welcome more bike paths along Buck Mountain Rd. and along Markwood Rd.
You need drop-off locations for trash other than just Ivy Landfill.

D4- In the space below, please add any comments you would like to share about barriers you have encountered regarding any of the above services or institutions.
- High schools is seriously overloaded - Need help
- I feel county lost tools of school system
- Waste Mgmt - I feel residents are exploited. Why county can't provide recycling for tree 2.
- needs better website for transportation & trails
- need library near Wegmans
- need more bike lanes
- parking for parks/greenways suck
- no library near south end of county
- schools are disproportionate size/crowding-wise
N/A
"See notes on previous page about walkability."
[Notes on previous page drew an arrow from D3q and said the following about shopping centers:]
"Though cars are needed to access most of them. We live near Hollymead town center and can walk there, but not safely. The sidewalks on the roads from our neighborhood stop part way, making it unsafe traveling on foot."
1. Bikes and cars do not mix well on Plank road. 2. Need convenient places to drop off large trash item at no cost.
1. Hospital and health care is too expensive - even with good insurance, the co pay and deductibles are so expensive. Makes you re-think going for medical tests. Also, accessing the emergency room is a 12 hour wait - I've had first hand experience many times and this should be unacceptable as a hospital - I know it is as a patient. I've waited in the hallway of the Emergency Dept with my son for 23 hours before he was admitted.
2. Shopping centers - we don't have much to choose from in the way of clothing stores for work clothing. For this town I would think there would be a few more choices - maybe Macy's, Dillards, etc.
3. Public transportation - there should be more small bus services running more frequently without the long circles made by CAT. It takes forever to get from point A to point B with CAT.
4. Accessibility to Dogwood Memorial -or maybe this is the city - but that is ridiculous whoever was involved.
10 to 20 minute drive is not a barrier for services. I have concern over lack of more immediate access to emergency services in ivy area. Lack of bike lanes is concern on rural roads used as commuter routes.
20 miles from Cville
30-45 min travel required for any Albemarle service
A high school and a YMCA are needed at 29 North.

D4- In the space below, please add any comments you would like to share about barriers you have encountered regarding any of the above services or institutions.
Again - basic traffic congestion at peak times creates more of a nuisance rather than a barrier.
Again, bike or walking trails not on streets and contiguous.
Again, there have been times where doctors appts. have been delayed up to 6 months due to population demand on services.
Again, would like to have bike paths and greenway trails from Scottsville to Charlottesville.
Again...Please leave the County outside of C'ville area alone and please leave County north of C'ville alone. We don't need more stores. Flying into C'ville used to be so beautiful now it is nothing but apartments & stores. We do not need duplicates Walmart, Target, Sam's etc. If people want all of that stuff, move to NOVA or a big city..
AHS students don't respect their resentful, liberal teachers. Time to replace them. They're ineffective.
All answer change with loss of car
All hospitals and primary care facilities are very expensive, they do unnecessary procedures to hike up bills.
Also in Germany the recycling was very accessible - glass collection ~ every 1 mile
Ambulance service no longer local (Scottsville)- must come from Monticello.
Anytime I ride my bicycle on Albemarle roadways I am frightened. I assume people running transportation engineering in this county don't ride and do not respect cyclists.
As a driver, biking lanes can be an interference at intersections. Many bikers do not follow the rules of the road; ex. stopping at red lights and stop sings.
As a small business owner / sole proprietor, the total cost of healthcare(including insurance) is the single worst thing about life in Albemarle County. It is the only thing that has caused me to (very seriously) consider relocating elsewhere.
As stated above, no bike lanes or sidewalks, no bus service
As Supervisor [name redacted] stated in email "the county can't provide services to those on the fringes"
Because I drive to most places I do not encounter barriers but without driving it would be difficult and expensive.
Bicycling for practical transportation as opposed to mere recreation is all but impossible in the county.
Bike lanes are great but cyclist should stay in areas where bike lanes exist.
Bike lanes are limited + not especially safe on larger thoroughfares, this makes biking pretty difficult + rather unsafe.
Bike lanes inconsistent.
Bikers create dangerous conditions for motorists and themselves.
Bikers should use the sidewalks
Biking lanes-- better driver education on how to share the lane would be great.
Biking lanes needed - should be cost shared by bikers and taxpayers alone. Vehicles are taxed and licensed and so should bikes have to pay.
Biking on Ivy Road is a barrier - Too Scary
Bus stops too far away on hilly terrain and w/o sidewalks. No easy way to recycle.
CAT- wish buses ran more frequently, especially Route 3 which services some areas south of town.

D4- In the space below, please add any comments you would like to share about barriers you have encountered regarding any of the above services or institutions.
Child care be nice to have longer hours of operation morning/evening and weekends. Lots of restaurant staff that don't work
Child care continues to be a struggle for families in the western part of the County where we live. There isn't enough supply of affordable options.
Child care is very expensive and the quality is not what you would expect in some of the centers
Childcare and healthcare in the county are prohibitively expensive.
Childcare is expensive, encouraging us to utilize family members instead of patronizing a business.
Closest park to me is Chris Greene Lake. I don't like having to pay in the summer if I'm just going to use the trails or dog park. I also wish there were more volunteer opportunities, esp. with parks.
Community centers: Have used briefly in the past; no barriers. Recently used Key Center for winter market.
Concern about many of shopping centers being vacated and left empty in high population, high traffic areas. Esp Albemarle Square, Seminole Square - which haven't been revitalized in any way. Renovate and rejuvenate!! Especially before you approve new development & destruction of trees and other natural resources.
Cost of waste/recycling (expensive) and multi-companies go through same neighborhoods or communities. Not efficient, uses more gas & if the eco-crazies here think things all the way from start to finish, they'd see not good system.
County parks should be free for county residents! Where are the greenway trails?
crowding in vehicle traffic is discouraging due to slowing mobility and increasing risk of accidental harm to persons + Vehicles parks are too few or not patrolled by security personnel.
Crozet shopping center (great value) has terrible side walk to parking area.
Curbside recycling? "Bins" for personal purchase
D3 p & q (wrote beside each): parking;
Did not encounter.
Distance getting to same places main barrier and having to fight "TRAFFIC"
Do any of the parks offer family activities or events?? Any nature programming? It would be wonderful to see a specific area set aside as a "Nature Play" zone!
Do not drive at night, so access to many things is limited.
Do not feel safe in bike lanes – better off being an obstacle in the being an obstacle in the vehicle/driving lane.
Do not use
Don't have any idia about these, everything is good.
Don't know where to recycle
Don't mind driving to Charlottesville for cultural organizations in general (I live in a very rural area by choice).
Don't use public transport b/c too far away! Does not come this way.
Downtown Library - parking problems
Northside Library - too far away
driving t night is difficult

D4- In the space below, please add any comments you would like to share about barriers you have encountered regarding any of the above services or institutions.
emergency services - like DSS/CPS - are overworked and understaffed and are not protecting children in danger, especially if the abuser is a white male with financial resources.
Emergency services not in my area. Traffic control non-existent. County police - no help.
Even with moving here we found information for the food bank and local churches to help with food.
Every area should have safe sidewalks developed
Every several months I encounter a cyclist on the sidewalk. I believe that is not permitted. They sail by and say "on your right." It is dangerous
Excellent doctors and hospitals, wonderful University services (illegible).
Experience Inconvenience for PARKS, traffic, Green travelways, parks, shopping centers, recycling, and b? trails
Fire emergency services couldn't get out of their building at 5pm!
Food is overpriced and so is medical care.
For Years I have been trying to use the rivanna trail - But don't know how to access it. The Monticello trail is wonderful, not as good as the mount vernon trail in Alexandria, but great.
Given the size of Crozet, we should have a recycling center.
Good parks further away but good
Government employees are rude and lazy. We need less of them. Unfortunately, democrats want more.
Grocery stores are 20 + minutes away.
Have had some issues with rules and restrictions at the Crozet library - really unfriendly and unwelcoming.
Have no idea re: community centers - locations, services, etc. No value for my tax dollar.
Haven't had need or opportunity yet to use most of services, institutions.
Health care too expensive for self-pay/self-insured.
Health care too expensive.
Health- difficult to get started at UVA health system but great once in.
What is with trash + recycling?!
Would really like to have safe bike lanes + sidewalks heading into UVA / Cville
Hoping to get a Greenway for all to use!
Hospital and emergency medical are too high for reasons unlikely to fall into the County's purview and represent a national crisis across the U.S.
Hospital bills are too expensive, but they are really nice people.
Hospitals - Sentara as said is not a community
Hospitals - too far away
Parks - In a very well to do population parks in north very dirty and messy and not enough equipment
Bike lanes - very poorly disregarded and dangerous
Hospitals do not operate (cohesively) together, which makes getting appropriate healthcare in timely manner difficult. Bike and walking trails nonexistent where we live.

D4- In the space below, please add any comments you would like to share about barriers you have encountered regarding any of the above services or institutions.
Hospitals- They are extremely expensive for someone that doesn't have insurance for being too expensive and medicare doesn't apply for me
How to solve sidewalks in developments? (and bike paths.)
I am 77 years old and tried to register for Jaunt but was told I didn't qualify.
I am a reader and would love to have a library near me.
I am content to drive into town to access services such as the YMCA.
I am handicapped and have found no resources to take me to hospital or airport and pick me up. Where are the volunteers?
I am in Stoney Point and my son works @ Walmart in Green. There is no reasonable transportation available. He does not drive due to being Autistic. Bike lanes aren't consistent and pathways are not always user friendly for my clients.
I am not a big shopper or take advantage of many of these services, either do not need or want.
I am not aware of any county "community centers"
I am on the south side of town and look forward to more walking connections as Biscuit Run is developed.
I believe that more regular information should be provided for cultural events, recreation and entertainment.2
I don't know where to discard old appliances.
I don't live in a pedestrian friendly neighborhood and cannot access sidewalks or bike lanes from my house.
I don't think we need sidewalks everywhere, but there are none in my neighborhood.
I find Albemarle County very open & welcoming to all people, regardless of race, creed, gender or sexual orientation.
I had no health insurance for 2 years - so I got no healthcare. I must purchase my own and cost shot way over my budget.
I have access to reliable transportation so do not encounter many problems.
I have found our medical options limited lately due to increased costs and decreased insurance benefits. But I feel that is the same everywhere and I appreciate the medical services available in the area as we continue to need them. The child care services offered by the county are not made routinely informative to end users although we have sought out private providers and pre-schools in the past.
I have not encountered barriers.
I have not had a barrier to health care and hospital care. Currently I am working and have a good healthcare plan. I worry if that will no longer be the case when I retire. I fear the high cost will make a huge difference.
I have to drive to all things. No public transportation in my area.
I haven't encountered any.
I know of cultural activities in Charlottesville City but not in Albemarle county.
I like Chris Green Lake Park, but never go because of the high fees to access. Access should be free, expect for the beach area for County residents.
I live in the northern part of the county. No solid waste service, sidewalks or public transportation here.

D4- In the space below, please add any comments you would like to share about barriers you have encountered regarding any of the above services or institutions.
I love to see parks, greenways, and other outdoor spaces, but don't feel comfortable using them when alone, for safety concerns. Similarly, I would use my bicycle more if there were more bike lanes, especially on roads (rds) outside of the city.
I no longer use most of these services but when I did use them, it was primarily in the urban ring.
I prefer to forego these services to preserve the rural landscape.
I do not use the bike lanes because they are not separated from traffic enough to be safe. I do not use the CAT because it would be faster for me to walk to work than to take the CAT (approx. 3 miles)
I still drive and can afford all assets (illegible)
I wish I had a grocery store I liked closer!
I would absolutely love to ride my E-bike to the grocery store. There is no option other than the travel lane on RT29. So I would do this at extreme peril. Physically separated bike lanes are essential to a healthy lifestyle for families and seniors.
I would like more information about recycling services to be more readily available.
I would like to see recycling become a priority instead of another expense for those who can afford it.
I'd love a walkway across 250 in Pantops. And we need another vehicle bridge over the Rivanna north of city. Free Bridge is a huge bottleneck. Traffic is getting worse.
if Northwest Arkansas can have a 35 mile greenway, the prettiest place on the (illegible) can as well. the green way will be a big draw. more tourism.
If there are any county community centers, I am unaware of them. The recycling options are not good. We should have curbside pickup of all possible recyclables , even if there is a charge.
If you're going to unify the county and city, and bring Albemarle dollars to Charlottesville, you need to have a reliable and convenient transportation system, and that doesn't exist. Not just daytime transport, it needs to extend well into the evening hours with a convenient schedule.
I'm in North Garden, need to drive to Charlottesville for groceries, bank, gym, shopping, dry cleaning, etc.
Important goals to address multi modal barriers: street lighting on Commonwealth, community center support at Stone field, a pedestrian center, more transit support
In my community I do not have barriers. I worry about older people and those without transportation in the county. There is a lot of middle and upper class development, but there are pockets that do not have access, such as Southern Albemarle County.
In terms of services - no shoe cobblers. 5th St. could use a small retail clothing store. A hardware store, book store, library.
In using MJ emergency room N - had to wait longer than 1 hour for ambulance to take me to main hospital. No sidewalks in my area.
Increased traffic is becoming a more significant barrier to accessing most services.
Insurance not accepted at some hospitals or emergency rooms.
Is there an Albemarle County community center? I don't know. I'm assuming "recycling" and "solid waste" refer to the Rivanna Materials Facility.
It has taken police 45 minutes to arrive after a call is placed.
It is not easy to learn about county programs.
It is quite difficult to cross North 29. The new intersection at Rio/29 is a step in the right direction.

D4- In the space below, please add any comments you would like to share about barriers you have encountered regarding any of the above services or institutions.
It is very difficult to cross 29 from Forest Lakes North. Walk/Bike path over 29 would be a huge benefit.
It would be nice to have more grocery stores to choose from on my side of town other than Food Lion & Wegman's, as well as shopping centers or small convenience stores. As previously mentioned, street lighting, bike lanes, and crossways/walks can be improved.
It'd be nice to have some bike lanes.
It's all about UVA and many of us don't feel a part of that.
It's rather difficult to walk in places, IGA to the library. Other places in the County are difficult or mildly hazardous to walk.
I've tried to communicate to County authorities the danger of too many unrestricted hunters. Seems like a war zone some weekends in late fall. No response or results, No info of current laws sent to me.
jaunt services: I have been told by people here who use this service that it is unreliable and poorly managed.
just traffic. Have not gone to parks because of issue with lakes. Would like recycling in my development.
Lack of bicycle lanes and sidewalks pose safety hazards.
Lack of childcare options
Lack of commercial and business in western growth area contributes to traffic and need to commute for shopping and services.
Lack of sidewalks are a huge issue.
Libraries should be open longer hours for public use.
Living on fixed income and barely getting by.
Long waits at both hospital ER's
Love the parks and the greenways/trails along the Rivanna. Need more pedestrian and bike paths, bp with high volume traffic on 250/stony point.
Low income and the elderly are underserved and unable to remain residents of Albemarle County.
Major shopping centers are mostly North Side of town. Need home improvement and department stores on south side of the county. 5th street station was an awesome addition!
Make recycling more accessible and convenient. Offer deposit refunds for recycling to help clean up the county.
Many of the county roads are unsafe to bike on.
Many sidewalks are uneven that I walk on. Trees have juttred some sidewalks up to create tripping hazards.
Martha Jefferson Hospital is a bit far, but parking is easy
UVA - awful to get into
Medical services are too expensive for people with insurance even if they are in the low-income category.
MJH is too far. The downtown area was much easier access and should have remained open for emergency services at the minimum. Public transportations are shamefully hardly there for a modern and usually proactive area!
More bike lanes!
more public transportation needed. More transportation & more availability of daycare and preschool needed. More recycling sites needed.

D4- In the space below, please add any comments you would like to share about barriers you have encountered regarding any of the above services or institutions.
More/ better sidewalks need to be put in.
Most of my "barriers" are simply to note that we in the county actually depend on the city of Charlottesville to provide a lively and supportive urban environment. We should acknowledge that I think the historical development of the urban separation between city and county areas is unfortunate.
Most of the services are accessible to those who own and drive cars. There is not enough public bus service. There are not enough bike lanes and sidewalks to encourage non-car mobility.
Most of these the issue is getting there - you have to DRIVE.
Most sites and services are accessible--if you have a car.
moved here for schools and very disappointed
My complaint about public transport applies to Jaunt only. I think public bus system is excellent.
My concerns are about crossing major arteries on foot...
My neighborhood does not have sidewalks & precious few street lights.
My problems with accessing healthcare stem from a systematic problem with affordable health care in general - not Albemarle County specifically.
N/A
N/a
n/a
n/a
N/A
n/a
NA
Narrow with no bike lanes with heavy biking use in good weather.
First responders service sketchy and slow as is sherriff.
nee more well lit sidewalks
Need better listing of access to county services, such as directory for telephone, websites and emails, mailing addresses.
Need better recycling program that is convenient and affordable. Would love walking trail and RR tracks all the way to town. I live in rural area so willing to travel to shopping & medical.
Need better recycling services! Need better sidewalks and bike lanes in Crozet area.
Need for comprehensive high school in the north. 29N needs to be wider under Rio. Need western bypass. Need community rec. center in the north.
need more bike lanes
need more bike lanes but need to keep bikes off busy country roads like VSH53 south & 20 south - very dangerous -- very little county attention to Southern Albemarle in general. I also never get any communication from the county (except tax bills, newsletters, etc.) So no idea what's going on.
Need more guidance on recycling at Ivy Gardens Apartments and on city policies.
need more parks and bike lanes

D4- In the space below, please add any comments you would like to share about barriers you have encountered regarding any of the above services or institutions.
Need more sidewalks and public transportation in Southern Albemarle - inexpensive bus from Scottsville to Charlottesville along Rt. 20 w/ strategic stops along the way - Carter's Bridge, Keene, etc.
Need more trails and parks on North side of Albemarle. There are limited areas to go enjoy the outdoors
Need off-road bike trails- like in NOVA. Need more parking near UVA for those without parking stickers.
Need recreation center (indoor pool) in northern Albemarle. Need single stream recycling.
Need recycling and trash receptacles near Crozet. Need sidewalks connecting all of Crozet (subdivisions, parks, downtown Crozet)
need sidewalks on Commonwealth Drive between Westfield Road and Four Seasons Drive. With lots of traffic and cars parked on the road, it is difficult to walk that stretch.
Need to examine routes more.
Need to know more about future plans for bikeways, walkways, & greenway trails.
Nelson County is a good example of a rural community with convenient services. We like having a rural community but we like services such as trash collection centers and community centers like the Rockfield Community etc. in Nelson Cty.
No 11 bus is 1/4 - 1/2 mile away. If i did not drive it would be too far to walk. Ridership appears small. Need smaller for frequent busses than go on schedule to grocery stores, pharmacy, bank, maybe neighborhood gyms and Senior Center.
No barriers
no barriers
No barriers despite being disabled.
No barriers encountered thus far
No barriers except very heavy traffic during rush hour. As a retiree, I can't make any appointments before 10AM which sometimes is problematic.
No bike lane for route 250 west, between Charlottesville and Crozet.
No bike lanes between UVA and Crozet. Recycling center is inconvenient and doesn't take all materials.
no comment
no comment
No comment.
no comments
no comments
No community centers. No childcare. No recycling. No public transport.
No high school in North part of county; Albemarle High too large a student population.
No library in area east of Charlottesville.
No parks, greenways, bike trails or public access to hiking area from Pantops to Gordonsville, the truck traffic on 231 is dangerous and high speed making the right of way too dangerous to walk on.
No public parks or community center on N. 29 - Pen Park has tennis courts and pickle ball courts. But it's far away.
No real barriers here except traffic in Charlottesville. Also there needs to be more bike lanes.
No recycling service; bikers are put in dangerous set-up on our road.

D4- In the space below, please add any comments you would like to share about barriers you have encountered regarding any of the above services or institutions.
none
None
none
None at this time.
None noted.
None to date. Opinion may change as we age and need assistance.
None, but i am white and reasonably well-off and semiretired.
None.
Northridge internal medicine will not allow a patient to choose another doc after starting with one. We will leave that practice.
not certain where to park on Rivanna trails
Some areas seem too remote.
Not had to use Jaunt. 3 blocks from CAT stops/for pick up or drop off. When I worked I drove my car on snow days sometimes walked.
Not one doctor in Albemarle County accepts Tricare Prime for retired military. I have to go to Crozet for my primary health care - unbelievable.
Not sure how to define "community centers" For instance, schools and fire stations offer community meeting space. Does that qualify?
Often no sidewalks or trails in places that should be walkable.
Oh Please in our area housing in going on deer are being run over cars wrecked - homeless badies (illegible) Box turtles paved over or crushed whole hurds no place to go.
Once again, very little in the way of businesses / services for east side of county - always needing to go to town / 29N. for everything.
One consistent caveat to access is the need for lanes on Rte 250.
Only one recycling center
Options for recycling are either too expensive or unavailable in a full spectrum, such as my neighborhood.
Other than cost, i have encountered few barriers.
Our household has not encountered barriers. However, we realize that many in our county DO encounter barriers, either due to ethnicity or income level.
Outside of urban areas there is no regular useful public transportation.
Park w/beach closer to NW area of county would be nice. CAT busses run too infrequently/sporadically, need a 30 min run to PVCC instead of 1 hr.
Parking at hospital is difficult.
Parking for downtown activities is either unavailable or too expensive
Parking is sometimes a problem.
Parking is the main issue. Wish there were more public parking spaces.
Parking stinks downtown. Long waits at the ERs. Doctors' offices are overcrowded.
Parks and greenways don't exist in south side of Albemarle County.
Parks offer limited resources or options for a person with disabilities. Trails are often difficult to access if they exist at all.

D4- In the space below, please add any comments you would like to share about barriers you have encountered regarding any of the above services or institutions.
Pedestrian access is very limited. We are close to many services but we cannot walk to them due to limited or non-existent safe walkways. Solid waste (Ivy Road) dump it too far away from us.
People on Bikes
Pesticides should not be used in parks and school grounds. Cell towers should never be placed on school grounds. Too much computer learning in schools.
Places of worship do not have convenient parking
Please make recycling services available.
Poor parking at downtown Churches + theaters.
Public information and schedules for public transportation are not widely available and have severe limitations.
public school system principal talking to my 10 year old about guns and people killing each other being inappropriate - she should not talk like that in front of that age group.
Public schools need to be improved. Over-crowded, low testing, bullying problems!!
Public transit is slow and does not travel to enough destinations. Many private stops here cater to a far wealthier clientele than me - than many other members of the community (IRC refugees, low income, etc.)
Public transportation - too infrequent, not attractive
Public transportation does not pick up w/in walking distance of my house, we'd have to cross rt. 20 which has no bike lanes shoulder or sidewalk) and would be very dangerous. Also the overall trip to work would take over an hour for a ten minute drive.
Public transportation is very limited and ride sharing and taxi services is almost non-existent
Public transportation on Rt. 29 & 250 should be improved.
Question D1 and D3 do not relate. While something may be inconvenient, they may not be "barriers".
Re: sidewalks, etc. - We have insufficient sidewalks in Crozet. The situation has improved in the developments and downtown, but it's hard to walk along many area.
Recycling center doesn't take many of the items it used to and options for trash / recycling pick-up raised rates to pick-up recycling (now separating is required AND they charge more). Limitations / changes to the #7 CAT rate now mean it doesn't live up to other rules - much more inconvenient.
Recycling has become more challenging for communities everywhere but please don't give up. Should be able to recycle junk mail (white and colors) as well as magazine-type and inserts to newspapers, not only black and white newsprint.
Recycling is mixed with regular waste in Albemarle County. Deterrent to paying for recycling service.
Recycling is not picked up and the recycling center is far away.
Recycling is only every 2 weeks. We recycle a lot - need every week. Could use better instructions/ promote this. A lot of people still don't have recycling can at all. As stated prior - schools are very far/long bus ride. Especially to AHS.
Recycling provided by Time does not communicate current guidelines/restrictions on recycling.

D4- In the space below, please add any comments you would like to share about barriers you have encountered regarding any of the above services or institutions.
Recycling seems to be accepting less and less, thus placing more recyclable material is going into trash.
recycling services are marginal at best and mostly in the city. Albemarle and the city need to step up services.
recycling services-difficult to use
Recycling!
Regard the city transit, it exists; however, it does not come close to where I live. I am very concerned about the expense of healthcare. My insurance pays very little. My employer does not offer health insurance.
Residents newly from D. C. area newly moved here and trying to take over their new property adjoining a longtime rural area and involving zoning in forcing regulations on and forcing out a family out and away from their property.
Ridiculous that a county of this size has only 2 recycling centers. Look at neighboring counties that each have 6 or 7. Albemarle has to improve this service.
rush hour traffic
Same as D2
Same as last response- recycling is difficult where I live
Schools are far away and very large- breaks up sense of community. Solid waste and recycle far away.
Schools overcrowded. Need store sells everything.
Scottsville needs regular bus service to Charlottesville or commuter train service.
Scottsville without EMS services any longer. Faber without EMS services any longer.
See answer to D2. Lots of broken glass in urban/surburbon areas within the county near Charlottesville of bike lanes which can make them virtually unusable for a considerable fraction of the year. Berkmar Drive between Rio Rd & town center and especially going south. Also John Warner Pkway.
See comment on page 7.
See D2
See D2 re: bike lanes. Would like to see more sidewalks as well. And there are lots of chain restaurants in the county, but not many good/decent/interesting/local restaurants. The city does a much better job with this. We almost always have to drive into the city for reasonable dining options.
See Stonefield comment on last page.
-Service by the water service has been very helpful
-for three years straight the county has applied my \$1000 tax bill to my \$26 water bill and then charged me for being late with my taxes.
Shopping centers so many are empty building but still building more does not look good having empty shopping centers. Put company in the shopping center we all ready have.
Sidewalks / bike lanes not always available.
sidewalks and bike lanes are not readily available in most places in Albemarle
Sidewalks are really nonexistent in the county.
Sidewalks are unkempt, broken, poorly lit, lack access swales and crosswalks with pedestrian lights. Bike lanes do not have safe exit margins, traffic regularly use and cut off riders. "Public transport" is too long and doesn't go to areas needed in timely manner.

D4- In the space below, please add any comments you would like to share about barriers you have encountered regarding any of the above services or institutions.
Sidewalks- Crozet, other than Old Trail, doesn't have sidewalks. Biking lanes- smaller country roads don't have/need biking lanes.
Sidewalks need repair, recycling services are not provided
Sidewalks not consistent. Bike lanes inconsistent - unenforced. Traffic / intersections are a mess.
Sidewalks not necessary in rural areas.
Sidewalks or pedestrian paths limited or non-existent in certain areas along Avon St. Extended.
Sidewalks should be a priority to encourage less car use, use less energy, etc. There are places where I would love to walk but it's too dangerous (traffic)
Sidewalks, bike lanes, street lights seem scarce in certain areas
Signed up with doctors associated with UVA. Will look to change as charges (especially a separate facilities fee) are excessively high.
similar response to D1 in terms of pedestrian access and greenways- need to invest in safer/better/more connections overall. Medical facilities are excellent & convenient but cost of healthcare overall is too expensive (in coverage)
Since my doctors are associated w/ UVA Hospital, that is my choice- The other hospital is on the other side of the County. Crozet needs more services than the County provides, Comm. Center, programs, recycling. Educational programs, etc. Thank goodness for the remarkable Crozet Library.
Single stream recycling was convenient while it lasted. In the past I witnessed my recycling being thrown in w/ regular trash. The new bike path behind kohls -> Walmart and along 29 near Hollymead is nice; otherwise, its not safe for them on the roads (earlysville road for example)
So many shopping centers. Hard to remember which one has the grocery store, Target, etc. Rt. 29 corridor too busy and confusing.
Solid waste and recycling could be greatly improved if added similar setup as surrounding counties have with roadside collection centers in more areas.
Some galleries and theaters downtown seem very exclusive so I don't even try to access them. I addressed recycling and greenways in my answer to question D2. Medical care and hospitals are far too expensive and seem completely unregulated (financially).
Some old zoning restrictions east of Shadwell along SR250 are outdated and need revising to accommodate growth.
Some sidewalks nearby suddenly end. Need crosswalks.
Some solid waste companies are very restrictive on items they will collect. Household/business waste vs landscape/natural materials. The cost of recycling has caused many to not recycle.
Southern Albemarle Rescue Squad has limited service capability. No greenways and limited trails in southern Albemarle.
Southside shopping options limited - basically only Wegman's area.
Southwestern part of the county doesn't have any kind of shopping facilities; the nearest one is Wegman's.
Sporadic sidewalks. Too many gaps.
Stores keep getting run out of town.
Street lights --- roads are pitch black at night.
Strongly suggest a trail complex to connect Earlysville to Charlottesville.

D4- In the space below, please add any comments you would like to share about barriers you have encountered regarding any of the above services or institutions.
The barriers I've encountered are mostly due to the distance from where I live to those services.
The biggest issue we have in connecting to the resources in the county is that they are on the northern side of Charlottesville, I would like to have an increased connection to Charlottesville and the areas around Charlottesville
The county does a good job of ensuring that new developments have sidewalks and of providing for trails and other pathways for pedestrians. We need sidewalks along public highways connecting subdivisions throughout the development areas.
The Fashion Square Mall is sad and embarrassing to the County. Space is wasted and not attractive.
The grocery stores. Every time I walk in, I made to feel like a criminal either by random people in the store or the people at the checkout. There is one crazy woman who walks dogs a my apartment complex. Interactions have not been positive and I think it carries over to the supermarket. She also has influence with the Fire Department.
The high cost of living and high cost of childcare decreases the quality of living in the city.
The high schools are very large and far away from each other
the only park in the county is pen park
The public transportation system does not have useable hours for me (i.e. on weekends if I want to go downtown or to the Amtrak Station).
There are bike lanes but I'd like to see more safe paths for Bicycles.
There are greenways?
There are no parks or greenway, walking areas near where we live
There are no recycling centers in Crozet.
There are no scenery trailers near us. No dog parks.
There are places where sidewalks do not exist and really should. On Avon Street Ext between 5th St Station Parkway and the Albemarle Regional Jail
There are too few public transport options outside of city lines.
There aren't good community centers in Alb. County. City has many, many more resources (pools, splash pads, etc.) There is no county waste / recycle / leaf cleanup.
There aren't many bike lanes. We feel biking on the z lane roads in the country is too dangerous - drivers drive too fast on ??? - Free Union - Woodlands Rd. (No speed enforcement) -> though there are people who bike - usually groups.
There is a big need for an east side library.
There is a dearth of licenced daycare facilities in northern Albemarle County, specifically, for full time care for infants to age 2.
There is a shortage of up to date playgrounds in county parks. And most errands must be run in a vehicle due to lack of appropriate bike paths and sidewalks.
There is no bike lane on the road where I live yet always bikers and people drive way too fast - it's so dangerous!
There is no public transportation in my area not are there sidewalks. There are some bike lanes in the general vicinity but mostly cyclists have to share the road with automobiles and I am not skilled enough or brave enough to do that. There is recycling, but it is private and I don't think it is dependable from standpoint of actually separating and recycling waste. We use McIntire Road Recycling Center because it is more trustworthy, but it is a lot less convenient.
There is no recycling in the county

D4- In the space below, please add any comments you would like to share about barriers you have encountered regarding any of the above services or institutions.
There is no sidewalk leading from sherwood manor to UVA unless you go way out of your way through Azalea Park.
There is no trash removal service or recycling in my part of the county.
There is virtually no public transportation in this zip code. Buses are few and far between, with no easily accessible stops, and there are NO sidewalks available to allow safe pedestrian walking.
These are no barriers.
Things are very convenient for me in my present location.
This is not a pedestrian friendly community. Can't safely cross 29 at any point!
To get to most any service (shopping, gas, etc,) requires a minimum of 12 miles one way.
To get to the bus stop, we have to cross 5 lanes of traffic on 5th Street Extended without a crosswalk. I bike to work and am scared until I reach the city limits where there is a park and then a bike lane.
To many bikers on small roads!
To many cars- old people need more handicap parking
Too few bike lanes.
Too many and erratic!!
Too many bicycles on Rt. 240 after dark
Too many people poor choice of shopping. No roads to get anywhere
Build more houses Southern Alb. and maybe people will move there
Too much littering
not enough bike lines-
recycling opportunities are excellent
Too much traffic. Need traffic lights
Took time to understand "Emergency" @ major hospitals - poor signage - to locate etc.
traffic
Traffic and poor public transport with diesel buses is a huge barrier to going anywhere. The air is polluted here due to the above.
Traffic can be bad at certain times and places.
Traffic congestion on Garth and 250
Traffic is an issue. Not enough recycling centers / not kept as neat as it used to be.
traffic issues
Traffic on Rte. 250.
Traffic too much - not enough adequate roads system to areas.
Traffic very bad on Main Street, and parking. So if you need to go there you have to leave early; also going to ridge Street or 5th Street.
Traffic!
Traffic!!!

D4- In the space below, please add any comments you would like to share about barriers you have encountered regarding any of the above services or institutions.
Traffic.
Travel time to access adequate shopping & needed services. Limited info on parking areas for parks & greenway. No curbside recycling program.
Treated well with courtesy in majority of interactions.
Two separate categories: waste removal; recycling. Do not lump together.
Underserved shopping (i.e. regional centers)
Used a Dr. Service at UVA Hoos with no insurance. Overwhelmed by extremely high cost!
UVA [hospital]- went to M. Jefferson because there was no parking for my large pick up truck (on Avon st.).
(arrow pointing at e,p,q) - had to go to cville but that's ok. I don't want any strip centers out here.
UVA health is a remarkable asset to our community
Very limited bike lanes or bike trails to ride into town from county. Also public transportation in county is very limited and must be scheduled.
Very new here, haven't figured out or needed a lot of things yet.
Very, extremely disappointed about public schools and poor choice of curriculums!
Walkability is a big problem. My neighborhood has sidewalks but the adjacent neighborhood does not have sidewalks. No easy way to cross major roads such as 250 or 29.
Walking is difficult for me and the County has few sidewalks and very few places to safely cross roads.
We access libraries, community centers and cultural entertainment primarily in the city of Charlottesville.
We all need more sidewalks and street lights
We are paying trash collection and recycling fee, but there is no recycling program is ongoing.
We do not feel any barriers in Albemarle County. The City of Charlottesville has become unsafe due to radical local government.
We do not have easy access to sidewalks or bike lanes near our house, although we live fairly close to Scottsville proper. Public transportation seems inaccessible as well.
We don't have a decent shopping area. Shops in Stonefield and Barracks Rd are too expensive. Fashion Square has nothing -it's a joke.
We have shopping centers S of town (county.) They're horrible. Basically, anything we need, we have to go to Ch'ville...
We have sidewalks in the neighborhoods, but not on roads leading into the neighborhood.
We just don't have many of them or are restricted to few with no options. Public schools are neglected program-wise in southern Albemarle.
We live in Old Trail (and are old). Recycling services are quite distant. Our solid waste is collected by a private firm (very efficient). When our medical appointments are in offices by the UVA hospital, parking and getting around is somewhat difficult.
We need better recycling areas and better environmental protection as well as more and improved sidewalks.
We need to make the recycling categories at the Ivy Landfill agree with the categories at McIntire. Even if it's not all the recycling options, the signs should be the same. Our

D4- In the space below, please add any comments you would like to share about barriers you have encountered regarding any of the above services or institutions.
community is not doing enough to ensure we have good quality recycling materials to sell / give to manufacturers / processors.
We need wider roads with bike lanes to accommodate an increasing number of cyclists. I'm not a cyclist, but, as a driver, it's a constant concern.
WE PREFER TO SHOP IN WAYNESBORO AS IT IS EASIER TO GO FROM STORE TO STORE FOR OUR SHOPPING NEEDS. THERE IS TOO MUCH TRAFFIC IN CHARLOTTESVILLE WHICH MAKES SHOPPING THERE STRESSFUL.
We really, really, really need sidewalks and crosswalks!
We take our own trash and recycling to ivy MUC, McIntire, and plastics 4 \$ 5 to whole foods. Messy and time-consuming but don't know of a good alternative / private hauler that could get down our driveway and do all the recycling properly.
We travel to other parts county or Charlottesville to access childcare & waste services and/or pay a premium.
Well, the outrageous premiums charged by Optima didn't help.
wheel chair
When contacting (illegible) services, i was connected to (illegible) County (illegible) response. They had to spend time connecting me to Albemarle GMS. Response time was slow.
When living in Monticello HS area, we didn't have course availability in certain AP courses but other schools did - had to pay PVCC tuition to get course.
When working at NGIC (since retired), I wished there was a safe bicycle route to get there. New paths along Rt. 29N and Berkmar Rd. are at least a start. I have not been brave enough to try crossing Rt. 29 on foot or by bike!
Where are the parks that you refer to?
Where is there a list of theaters (not cinemas), galleries, etc.
While our family can afford quality housing and medical services, I know many local families who financially struggle with them.
Why keep building more when so many vacant buildings?
Wish there was an easier greenway connection without having to bike on main roads for safety.
with growing (illegible) boomer demo reaching old age, you need to expand handicap parking spaces! too much traffic. Bad planning for growth!
Would appreciate more county-supported recycling services; and more info on where to park and how to access Greenway trails.
Would like a grocery store and pharmacy close to home. We're 8 miles south of I-64.
Would like an easier way to recycle
Would like emergency care out in Crozet. Parking at UVA is a nightmare.
Would like separate bike path rather than lane in traffic.
Would like to see more buses and pathways as I age out driving.
Would love to attend the Paramount's programs, + other cultural activities in 'downtown' C'ville, but, too expensive for most of them; movie theatres aren't even affordable any more.
Would love to have recycling bins in Southern Albemarle.
YMCA and community services are too expensive for the disabled. Not enough information on programs for the disabled. Find out about activities after they have passed.
You have to drive to get anywhere. I have searched for community centers but they are in the City, and all of the activities are as expensive as private services. It feels like there are

D4- In the space below, please add any comments you would like to share about barriers you have encountered regarding any of the above services or institutions.

economic barriers that compound into racial barriers. I have lived all across the nation and this is the most segregated place I have experienced.

You may have a park or trail near you but knowledge of where others are is lacking. Sidewalks especially along many busy roads are lacking. Bus stops lack seating areas for elderly and handicapped.

E4i text- How do you think future growth and development will affect each of the following areas in Albemarle County? - Something else (please specify):
able to ever live here
Air Pollution
Brook Mill looks like prettier Housing projects in NYC
business attraction for jobs that support families!
carbon foot print
Character
Character
Child Care
climate crisis
Contributing to climate change
Co-operation between County & City
Cost of Living
Cost of utilities, especially water
County taxes
crime
cultural activities
Cultural/Arts opportunities
decrease property values
Difficult to predict-- have been retired since 2003
environment
environment
environment
environment/health climate
environmental health
everything
Everything
fair pay
farms and farming
future growth unbalanced
get rid of [name redacted]
High school in North.
High speed train to D.C.
Higher taxes
Historic sites
income equality
increased homelessness
Infrastructure
Infrastructure Maintenance
Local culture/uniqueness
Mini Northern Virginia

E4i text- How do you think future growth and development will affect each of the following areas in Albemarle County? - Something else (please specify):
More activities available
more parks or greenways
Move development south!
N/A
natural resource impact
natural resources
natural water resources
Need for high school 29 North in future
Need lots more affordable housing
need more police
Need planned roads for increased traffic
Need roads to match development
neighborhood care
no idea
noise and light pollution
obvious bias in the question but done right growth will provide better quality of life and more services.
overall cost of living here
parking
Pollution
Pollution
population will grow with co? traffic laws.
property Assessment
Public lands
public relations
public transit
public transport
Quality of natural resources
quality over quantity
racial/ethnic equity
Rapid growth hurts individual rights.
Ratables
Rental apartment
Rental housing in the short term
restaurants
Road conditions
Road Congestion
Road Safety
Roads - traffic
roads/traffic

E4i text- How do you think future growth and development will affect each of the following areas in Albemarle County? - Something else (please specify):
school overcrowding
Schools
Senior housing/ resources
sense of community
Sense of Community
sense of community identity; fair administration of safety measures.
Serenity
SKYGAZING
Skyrockering taxes
smoke stacks UVA coal wood stoves
social equity
Social Services
street lights
street paving
Tax Burden
tax income from business
taxes
Taxes
taxes
taxes
Taxes to pay for local services
the environment
Through truck traffic on Rt. 231 if not curtailed
Traffic
Traffic
traffic
Traffic
Traffic
traffic
Traffic
traffic
Traffic congestion
traffic control
traffic in/around town
traffic safety
Trash on roads, destruction of forests, & water quality
urban beauty
urban sprawl
use of established buildings
Utilities, Internet (?) service, power

E4i_text- How do you think future growth and development will affect each of the following areas in Albemarle County? - Something else (please specify):
Walkability
Water quality
What I worry about is know affordable housing

F2h_Other How important is it for Albemarle County to allocate tax dollars to each of the following items? - Other (please specify)
accessibility for disabled and programs
Affordable childcare for ALL income levels. Not just dirt poor people.
Albemarle County needs new blood in management
Although I ride a bike some I don't think bike lanes are as important as sidewalks
appropriate research in traffic patterns before new construction
Be a good steward of my tax \$
Better building zoning
Bike lanes
Bike paths specific
bike trail to Crozet
bypass
Cell Phone Coverage
Climate Change Preparation
Community centers
Consideration of non-college residents
Curtailment of through truck traffic on Rt. 231
disabled programs for adults
economic development
elderly care
Employee salaries
Ensuring Emergency Services
environment
Environmental concerns
fight crime
future planning
Get bums off the street
growing to fast
Have noticed epidemic of newer shopping centers and shortly after new stores open older centers have empty buildings and vast empty parking spaces-- not sure of what county can do about this
High school in North.
Hiring outside consultants
Improved School Function - pay teachers more! Get the Best - (instead of the facilities)
Increase efficiency of county workforce management
keep rural areas as rural as possible with less traffic lights
land conservation/easements
Law Enforcement
Libraries
Limiting truck size/load on small roads.
Local agriculture

F2h_Other How important is it for Albemarle County to allocate tax dollars to each of the following items? - Other (please specify)
Low cost programing in Parks!
more than a few activities and programs for seniors
need for light industrial development
Open space
parking
Paving gravel roads
paying Charlottesville City
Plant more trees
Pollution and trash clean up
programs to support vulnerable residents
Protect forests/water quality
Protection of existing subdivisions
Protection of watersheds
public health
public safety
public safety (police & fire)
public school
quality employees (appropriate training, pay raises, accountability measures, transparent management and budget
Ratables
recycling
Recycling
Recycling
recycling centers & EV chargers
recycling electric cars alternative energy resources for the future composting
recycling facilities
Recycling programs
recycling services
Recycling, alternative energy development
Reduce our carbon footprint.
Reforestation to combat global warming
Reliable public transportation
rural roads
School operating budgets
School size/safety
staff & training
Street lamps- Georgetown Rd as example.
street lighting
taxes
The agreement with the city

F2h_Other How important is it for Albemarle County to allocate tax dollars to each of the following items? - Other (please specify)
--

There is no item worth tax dollars.

Trash pickup and recycling

F3- In the space below, please provide any comments you would like to share regarding Albemarle County's allocation of tax dollars.
- everyone should have broadband
- affordable housing for all
1) A high priority should be affordable living. This area costs about as much as the suburbs outside of D.C., but public transportation & amenities are much lower here.
2) There needs to be a light at Putt Putt Road & Rio Rd. Multiple business, 3 apartment complexes, and 1 senior living home have that one road (Putt Putt) to enter and exit and it's very dangerous during rush hour traffic. Left turns are near impossible.
1. Schools; 2. Roads not stupid stuff.
A community center in Hollymead Forest Lakes, Provide affordable homes in the Hollymead Forest Lakes area
A lot of tax dollars go to schools. There are some of us who do not use the school system. Shouldn't we get a tax break?
affordable housing and public/alternative transportation are linked. Lower income residents should be able to live in quality housing that is accessible to their jobs.
Affordable housing and quality schools are a huge concern.
Affordable housing crisis. My college-degreed peers still live in shared housing rentals because of lack of affordable housing. Only northern VA/senior professionals can "afford" living in the area. A one bedroom rental is only a few hundred less than northern virginia, but we do not have the jobs to support such expensive rent here.
Affordable housing for families is scarce. Homes in good residential neighborhoods are very expensive for average earners.
Affordable housing is critical to support lower economic strata and provide workers for all jobs.
Affordable housing is necessary. Greater allotment of funds to improve housing is important. Would like to see roadways expanded and improved in the County.
affordable housing is the main key.
Affordable housing is very important and especially with option of ownership of housing.
Affordable housing-- it is an important and necessary temporary program, but if the result is a larger more permanent program, then the disparity gap will only grow.
Affordable housing!!
Again, per questionnaire, more focused on Bikes, then increased roads for majority of Alb co residents. We need roads to decrease congestion & by-pass to decrease traffic. Only area on Rt29, not willing to help traffic issue. Don't understand!
Again, very concerned about safety as bike traffic increases on rural roads that have blind curves + hills, no visibility, no bike lanes on shoulders. Full bike lanes may not be feasible, but please explore strategic turnouts, passing lanes, or even just shoulders where possible. Tragedies are waiting to happen.
Alb. needs more park and rec. facilities. There are no public pools in the county.
Albemarle , Seminole Square, and Fashion Sq Mall are locations where there is obvious challenges for healthy growth. Perhaps tax incentives to spur growth in areas that are internet immune. [Turn these areas into quaint places that draw people like the down town mall.] Not sure.
Albemarle County should end the revenue sharing agreement with the City. It is costing our taxpayers and the County does not receive the benefits of revenue surplus. This is a horrible agreement and it is very outdated.

F3- In the space below, please provide any comments you would like to share regarding Albemarle County's allocation of tax dollars.
Albemarle County should not be paying the City of Charlottesville \$15 million per year under the existing agreement.
Albemarle County takes in far more than they budget and spend it. Fares go up and up without any reasonable ceiling. County should just tell retirees to get out or plan to give all their money to the county. At 5% per year, we have to give 50% more in 10 years. County employees do not get 5% pay raises.
Albemarle County's generosity is killing individual responsibility. That government is best which governs least.
Albemarle tax dollars should go to those things important for all. Roads, schools. Do not see why tax dollars are use for internet and management of land? Why? Think local government is involved in a lot more than it can handle, now.
All of our first responders.
All roads should be treated equally
All rural 2-lane roads need barriers or at least the "bumpy" strips that alert people driving over the center line. Wandering outside the car lane is rampant here! People drive in bike lanes, drift over the center line. It should be fun to take a relaxing drive through the Virginia countryside - not death defying!
Allocate more money to assist people with their housing needs.
Allocation of tax dollars reflects our priorities. Albemarle county's successful goals depend heavily on the quality of education offered in our schools. Education should receive top dollar, as well as healthcare that is affordable.
Allocation practices have been and are good; means of acquiring revenue is too regressive and somewhat stunted,
Allot more to increase sustainability ("greening") no fracking, no oil drilling, no dirty industry
Allowing the Point Church to build on easement is appalling - the scenery and view have been DESTROYED!!!. One of the reasons I will be moving away asap.
Always could use more for educating our youth. Definitely invest to further improve schools and quality of education.
Analyze the structure of leading of leading countries with education and understood why they lead in top skill and best in class graduates.
Anywhere that families live, their children need sufficient reliable internet service to function as students in the local schools where it is assumed that they have this available at home. Not having adequate internet disadvantages kids.
As a city resident for 40+ years, I got very tired of the County's "Marie Antoinette" attitude toward the poor: "Let them move to Charlottesville".
As a teacher, I feel if I decide to buy a house there is a good chance i will not be able to afford to live in Albemarle anymore.
As noted above, education is of greatest importance - teachers and facilities go hand in hand.
As with anything in government, pinpointing waste, duplicative services, etc.
Bad road surfaces are just another form of taxation - tires, suspension systems, etc. Better to increase taxes a bit than put o]up with the hassle of car repair.
Balance growth throughout.
Bear in mind those of us who are retired, over 70, fixed/limited income or resources. Look for way to offer tax breaks or "sliding" rates to senior citizens.
Because traffic has been ignored or the plan is totally inept, it will probably cost twice as much money to address the problem.

F3- In the space below, please provide any comments you would like to share regarding Albemarle County's allocation of tax dollars.
Better funding for police in more populated areas., including bilingual support services, affordable housing. Hispanic community is growing and that needs to be reflected in the services provided to the community & the support provided to public service workers- like police, emts, etc.
better roads
schools
Bike paths anywhere except Rt. 29 are impracticable and seldom used. Would be a waste of tax money.
Tighter land use rules (to qualify) as an excuse to raise more tax money is wrong; will endanger rural beauty and lifestyles and unfair to long time agricultural residence.
Bridge upgrades are needed to insure emergency vehicle can access great area of county in a more timely manner.
Broad brand?!! How is that a government function?
Broadband - Century Link offered more efficient speeds in Hickory Ridge, but you had to pay what I heard was couple thousand. We did not could not afford it, so now when you call C. L. they told me the new 80 mgs didn't exist, wouldn't offer, only could do 40 mg. If THEIR NEW EQUIPMENT IS IN RIGHT-OF-WAY, don't they have to offer it to all taxpayers, not just a few if that's true? I know 80 mg is here as nextdoor has it and says it way faster. But he could lay down \$\$.
Broadband access is very important!
Broadband should expand to rural areas, but tax dollars should not pay for it
budgets, especially school admin budgets and other admin budgets, rise consistently without corresponding improvement in performance or growth in need. Need much better and more critical fiscal control. County government needs to be more open and accountable.
Build an eastern and western by-pass. See section D.
Building \$1200 to \$1500 a month apartments is NOT affordable housing for the majority of county residents!
Can't say enough about the importance of more public transportation options between Charlottesville and county population centers. Ultimately it is the only option to traffic.
Capacity of school system not matching development
Concern RE: Tax increases.
Concerning questions F2d and F2f: Loaded questions - what buildings? why do you want to expand them?
What is "affordable" housing? for who and what purpose?
coordination with City of Charlottesville
Count stinks at managing. Better off not trying.
County can at least inner on recycling & Better school. I hope that will be a good start
County is not responsible for roads. State is!
County needs roads built in Scottsville.
County roads need to be kept up! Cut trees and bushes on roads right of way
Bushes growing in edge of roads!

F3- In the space below, please provide any comments you would like to share regarding Albemarle County's allocation of tax dollars.
County should not use tax dollars for broadband or affordable housing except to incentivise significant third part investments. Premature to invest in transit. Transportation improvements require revenue sources.
County tax is high. For senior to get any tax break is very difficult. Low income family like us little IRA savings (more than threshold). We don't get benefits and every two years we get tax hike.
De-couple roads from bike paths. Roads important, bike paths unimportant.
Difficult to evaluate in the absence of prices and locations.
Disable --- People of age
Do not send revenue sharing monies to Charlottesville as they will waste it on Pet Projects.
Doing a good job!
Dollars need to be spent on goals set in climate action plan. \$ for community solar and energy efficiency.
Don't know what this is. County doesn't push the message out to the public. Daily Progress isn't a worthwhile communication source. Do not subscribe to it. Not worth the paper it's printed on.
Don't waste money on things which are the responsibility of the private industry like cheaper housing.
Don't waste tax dollars compromising with the City of Charlottesville, such as (not legible) to keep county courts downtown.
Each new student costs taxpayers \$12,000 per year. This raises everyone's property taxes. Teachers in Albemarle Co. and C'Ville are the highest paid in the state, well compensated. We need to discourage families with children from moving to Albemarle county.
Education is the most important issue, so is gym. library, etc.
Education of children and support for affordable is of the utmost importance for the future of the county. Access to broadband is becoming essential to education and access to services.
Equal distribution across income, age, gender, and physical needs.
Establish county presence in neighborhoods - like small county offices / public use space. Water / sewer too expensive - may be billing formula - we are a large family.
Expand efforts to increase sustainability and protect the environment. Improve bike lanes; develop integrated transportation systems; make all public transportation vehicles zero emissions; etc.
Expanding affordable summer camp/childcare options for school-age children should be prioritized in parks & rec and educational programming.
First, you cannot please everyone. Proper stewardship of tax dollars collected is mandatory. The rate of increase in real estate taxes should not exceed the average increase in cost of living for the county. Board of Supervisors should allocate spending based on the constituents of the county as a whole and not use their position of authority for personal gain/success.
Fiscal accountability should be made an ongoing topic... it is toooo easy for government to think its pockets are bottomless and tax \$'s are "free willy" if you are a government agency or office... common sense is too often outweighed by easy accessibility to "funds" I KNOW this to be true!!!
Fix traffic congestion or stop developing
Focus needs to be on education!

F3- In the space below, please provide any comments you would like to share regarding Albemarle County's allocation of tax dollars.
Focus on limiting spending. Question value of every proposed expense, every year. Limit to basic services-stop looking for new programs to use the tax money-reduce taxes! Preserving rural character of county will help reduce spending requirements.
Fox the roads, add traffic lights, improve the schools, and stop giving developers tax breaks to build where they shouldn't.
Fully fund public schools!
future composting recycling efforts smoke stack for pollution for smog
Get out of the \$15.6 million with the city
Given a fixed amount of tax revenue, hard choices have to be made. Ensuring citizens can afford to live here, the schools remain great, and we don't ruin environment must be our priorities. Improving non-auto transit would improve the traffic congestion.
Given the growth in the western part of the County, our schools desperately need funding for expansion
giving money to someone to make housing affordable isn't the answer. Bad planning/slow staff action should be fixed first.
Good bike trails translate to health and tourism.
Good parking downtown is good for business and tourism.
Need higher-end retail
Green spaces need to be preserved in the county
Rural broadband access is the most important thing on this list
Growth and development must respond to the global climate crisis. This means reducing the use of fossil fuels drastically and expanding wooded areas in both rural and urban areas.
Helping disabled adults with local programs - and discounts at YMCA and county programs. Disabled adults under 60 do not get discounts or help.
High school center model is a waste of money. Build a comprehensive high school in the North. Need alternate routes than (illegible) 29.
High speed internet should be required in all parts of the county!
Hold some fun runs throughout the year. People pay a lot to sign up for those. They would help raising \$ rather than raising taxes.
Housing way too expensive
How could less development cause taxes to increase? That question is a ringer. Growth does not pay for itself and it's time to deal with that reality.
I am concerned about building more retail facilities when existing shopping centers such as Albemarle Square are largely vacant.
I am more interested in assessment than allocation. In my part of the country we don't get many services so I would prefer economic development to raise taxes instead of increasing property taxes for residents.
I am retired, so I don't have any idia.
I am willing to pay higher taxes to support my priorities like more parks, green space.
I applaud allocation of tax dollars to education (school district operating budget).
I believe Charlottesville needs more affordable housing. The cost of living is extremely high and will most likely drive me to live somewhere less expensive
I believe they are doing a fair job.

F3- In the space below, please provide any comments you would like to share regarding Albemarle County's allocation of tax dollars.
I do care about preserving farmland, but as farmland. Everyone knows the millionaires with thousands or hundred-acre lots are not farming their land at all, not even pasturing for hay, but simply moving grass and have a few horses on their land for farmland tax credits.
I do not think that the county needs more tax dollars, but it needs to be spent more carefully. For example, I understand the Hollymead Fire Station cost tax payers \$6 million to build when the national average was less than half that amount. It is a beautiful building, but far too extravagant for what is needed.
I do not want to live in a city. I do not want my \$ allocated at all to erase history (monument removal, re-naming buildings, etc.)
I don't know that we expanded school as much as we need to re-evaluate current districting
I don't see why taxes have to increase if the building of the new homes decreases. The development means more services are needed so it requires more revenue. Skip the development or reduce it dramatically/
I don't think developers are paying enough taxes.
I endorse affordable housing but the "development areas" are being ridiculously squeezed as to be uninhabitable. Please increase resources, especially on ombudsman to tie the housing areas together into a neighborhood. What are you people thinking?
I feel that with the amount of taxes we pay - (more over the years) we should have trash pickup and recycling included!
I live on Broad Axe Road off Doc Woods. The road is atrocious all year- full of deep holes, loose electric wire, last to be plowed. You should be ashamed!
I love the rural beauty of Albemarle County. I hope development can be thoughtfully continued to avoid destruction of rural land, increases in traffic, and disturbance of rural residential life.
I personally do not see the need for the county to tax small businesses.
I prefer condensed housing and retail development over sprawl that destroys farmland and natural areas. We need to invest our taxes in the long-term health of our natural resources and plan for climate change by decreasing transport costs.
I see the "sacred cow" called "education" continually demand more money but don't see results.
I teach school. The backbone of a community is education. We focus on the topic of good education and how the money is spent, but that does not always get to the school and classroom level. It is probably time for another audit system from an outside group. We have excellent schools but we could be better.
I think affordable housing in the County is a problem. People who were born and raised here are having to move to other counties to live.
I think there should be more county dollars allocated to road improvement, and protecting open land from future development.
I want Albemarle County to allocate funds to incentivize diversity and affordability in neighborhoods and housing.
I work for Albemarle County Public Schools and am concerned about the huge expansion in the number of students in our schools and the strain this puts on the faculty, staff, and facilities.
I would like for pedestrians to have more crosswalks, especially at the stop lights.
I would like our air quality to be improved: no burning; begin emissions testing on all vehicles; no diesel; clean up the air we all breathe into our lungs.

F3- In the space below, please provide any comments you would like to share regarding Albemarle County's allocation of tax dollars.
I would like to note that the County maintaining a high quality of staff is just as important an allocation as providing services as these are the individuals who will likely be leading these programs to success/failure.
I would like to see affordable housing options in more areas of the county, but I believe it is important to consider the impact to the environment.
I would like to see Albemarle County police to be paid enough to live in Albemarle County. I would like to see housing grants implemented for all police officers. Affordable housing should be offered to police officers first before any other residents.
I'd like to see better thought to the effects of traffic congestion before approving buildings. ie: Starbucks on Pantops (the drive-through) has created constant traffic and accidents. The new huge church on Pantops that's going up - was thought given to traffic? Was thought given to parking first?
If you expand rural broadband access, this will help encourage new residential and economic development in the County sooner.
I'm most concerned about thoughtless, rapid and low quality residential and commercial development.
I'm not convinced that increased development helps keep taxes down. Appropriate planning and fiscal accountability needs to be balanced.
Important to maintain good schools and support special needs children as well as enrichment opportunities - music and arts.
Important to maximize use of existing structures prior to adding new ones; not permitting viable buildings to stay vacant.
Improve and create new roads to deal with traffic congestion. Do not invest money in the downtown court model. It's a waste of tax payer dollars. Improve broadband internet to rural areas.
improve/fix roads
Improved to streets-pot holes, etc
As taxes rise, how can it be affordable housing
County zoning & Restrictions challenge affordable housing
Improvement of roads YES very important. Bike/pedestrian paths - slightly.
Improvements of roads is important - bike/pedestrian paths and public transit not so
Improving internet access and cell phone service to all areas of the county.
In "b" above why include bike/pedestrian paths together with public transit -- . Do NOT spend my tax dollars on bike or pedestrian paths but do spend on (illegible word - "inground" or "increased") public transit;
In many ways, Albemarle spends its tax money like it is a rural county, but should realize that people in the urban ring deserve more urban infrastructure.
Increase amount spent on overall beauty of the area - groomed common areas; clean roads; trimmed landscaping in medians. Park or community center for N. 29 near Polo Grounds - with tennis and pickle ball courts.
Infrastructure improvements are lagging behind residential development. Lack of mass transit means the county is on the verge of a car-crisis. Focus on building out existing real estate (1801 Hydraulic, Albemarle Sq. and Fashion Square) before expanding north on 29 or in Crozet.

F3- In the space below, please provide any comments you would like to share regarding Albemarle County's allocation of tax dollars.
Infrastructure is lagging growth and development. Greater effort to prevent substandard infrastructure is absolutely necessary.
Infrastructure parks, preservation of wild life.
Intersection of southern parkway and Avon St Ext. needs a traffic light
Avon needs a safe bike lane, separated from street
Are there houses in the county without access to broadband? Can students do online homework at home?
Is school (public) enrollment increasing? If so, class size and teacher compensation is very important. Internet connection in rural areas is critical.
It is very important for Albemarle to do its part in improving environmental stewardship and reducing factors that contribute to global warming.
It seemed fair and balanced to me
It seems criminal to pay large amounts of taxpayer money for "studies" that largely can be addressed through common sense principles.
It shouldn't be the county's responsibility to provide affordable housing.
It would be useful for county to do a zero based budget every 5 to 7 years. Otherwise i appears to me that allocations are +- 1% so there is very little significant reallocation of tax dollars.
Its absolutely pathetic.
It's not the government's job to provide housing. Allowing private enterprise to expand job opportunities allows residents to afford housing more easily.
It's obvious it isn't the BOS's money. The burden (illegible) of development should fall on the developers, themselves, as well (illegible) as those moving into the area.
Keep it a wonderful place. Don't fall into modern political divides of class and equity. Use zoning to keep people out and things pretty. Make an area for density near cville and keep it there. Zoning laws are the best and easiest way to discriminate. Use your power. It's what people want.
Lack of broadband access is a large limiting factor to good, sustainable growth.
Let me stress public transit again!
Make sure teachers and public employees are paid well so we can have quality education and quality people in our public jobs.
Many of our schools are overcrowded. Broadband access has gone from a luxury to a necessity, and the rural areas are being left in the dark ages.
If we want to reduce traffic congestion, making public transit, biking & walking more viable is critical.
Many operations, services, and amenities are well funded and adequately size. Affordable housing, economic development, protection of rural areas/farms/wildlife water systems, solid waste and transit are deficient.
Money or services should not be used toward any concern that residents who have lived in Albemarle County for less than 15 years have.
More attention to congestion in city streets. Slow down expansion of residential subdivisions
More coordinated strategy for growth between City, County, residents, UVA, and other industries, tourism, hospitality, clean industry

F3- In the space below, please provide any comments you would like to share regarding Albemarle County's allocation of tax dollars.
more funds/planning major roadway
more funds for public safety and salaries
more funds for affordable housing
more funds for education and salaries
More money for roads!
More money to purchase land for parks and funds to run (ie. expansion of Ragged Mountain south of 64 development of arrowhead farm land aka William Woods Park) park land. Expansion of parks dept.
more protection of wild places.
More public transportation to rural areas (i.e. NE and SE areas.) Investigate/consider high school/community center in Stoney Point / Earlysville / Proffitt Rd. N to county line - I.e. satellite library / meeting space, clinic (med.), childcare, fire/police satellite stations, rec. facilities -
More roads, ,pre broadband, more affordable housing, the cost of living in Albemarle Co. is ridiculously high.
More services to rural areas. My neighbors and I receive no county services.
More spending on improvements to existing neighborhoods instead of continued building of new homes most can't afford
Most focused on schools, and they should always be the primary tax-dollar priority. Some of that burden will be eased by slowing the rate of growth in the county. Maintaining effective schools / programs should be the goal, not building new ones just to meet demand.
My experience in living in a multitude of locales: school administration will suck up every dollar of every resident's income if not contained. There is an enormous amount of waste to be found under the administration category. I suspect this is true in Albemarle as well, but I am not involved in school activities here, so I cannot say for a fact.
n/a
N/A
n/a
NA
Need affordable housing
need more info
Need more money to focus on the overcrowding of schools
Need more resources for senior citizens
Need outdoor experiences, cultural and art opportunities, preserve open land & forest areas.
Need rural broadband access
Need targeted, multi-use growth areas to preserve nature and leverage capital investments in infrastructure to the fullest.
need to increase wifi/internet access
Need to lower apartment rent, seniors can barely make it and live as they should.
Need to provide more for schools.

F3- In the space below, please provide any comments you would like to share regarding Albemarle County's allocation of tax dollars.
New schools seem always be built too small - to fool the public how much it cost! AND the FIRST THING HAS TO BE DONE IS BUY MORE TRAILERS. how about 2-story - ON ROOF?
no comment
No opinion
No opinion at this time.
Non-car transportation, schools, and public greenspaces are very important to me.
none
none
Northern High School needed. Bypass was needed 40 yrs ago and still need. Please don't build a bunch of crap on Berkmar Ext. Growth needs to stop on the North end and needs to happen on the South end.
Obviously school need better funding. Making housing "realistic" for families not @ poverty only but in between. Those making 20,000-50,000. Rent should not be so high!! Access to services as well.
Of course all of the above are important. Money rules so the conundrum is how to pay for a - g without exorbitant taxes! Good luck! Maybe we all expect too much.
Other than Fire, Rescue and Police, often struggle to see what other benefits gained from the fairly high taxes. There has to be a better solution than Juant. The county school system seems to be a bottomless pit for tax dollars. Some came to mind 10 years ago when child was going through school.
OTHER THAN SCHOOLS I HAVE SEEN NO BENEFIT TO LIVING IN ALBEMARLE COUNTY. THERE IS NOT EVEN A TRASH COLLECTION SERVICE, SOMETHING I HAVE HAD EVERYWHERE ELSE I HAVE LIVED (>50 YEARS).
Our back roads need attention to pavement upkeep and dead or damaged trees along/near roads.
Our current tax dollars are misused
Our government should concern itself with perfecting the basics, and not try to insert itself into the categories that should be determined by an individual's own freedom to pursue their own well-being.
Our tax dollars should go to up grading road quality.
Our Taxes have increased SUBSTANTIALLY in the past year! \$70 extra per month onto our mortgage and we are not sure what we are recieving for this increase?? We still have to pay for summer entrance to the parks.....
Overall the county does a very good job. I simply wish a priority schedule for expenditures would be considered. Public safety, infrastructure, schools, etc.
Parking lots and roads are subsidizing cars. Tax dollars should prioritize the safety and accessibility of free & cheap transportation. Better sidewalks and crosswalks, more lighting, protected bike lanes, and buses that come every 10 minutes to service high density areas.
Help poor residents to properly insulate their homes.
Car insurance, car notes and high utility costs add a lot to the cost of living. A little more tax on the wealthy could go a long way for these services.
Parks management and access are great right now. So I think it should be continued, but road and pedestrian paths should be improved especially around more urban areas in the

F3- In the space below, please provide any comments you would like to share regarding Albemarle County's allocation of tax dollars.
northern part of the county (not around UVA) because there are may pedestrians spotted walking across streets or along the streets that put their safety at risk.
Pave street, Pinehurst Court, drain to drain
No sidewalks!
Paving roads - trouble roads
crowded schools
love the tree work, can be sign and road alot better
Pay teachers a competitive wage. Preserve natural beauty and access to nature in Albemarle County.
Pay teachers a wage commensurate to surrounding areas. Improve health benefits and retirement benefits.
Please be more transparent about your plans to expand or build schools to accommodate the growing population in the County.
Please build some sidewalks and crosswalks. It is too fattening to drive all the time.
Please consider, strongly consider, putting a deposit on plastic, glass, aluminum cans, etc. This will help to clean up our county and create revenue for anyone who needs extra money and wants to pick up trash! Or/enlist prisoners full time to pick up trash!
Please raise my taxes for the above.
Please reexamine the policy for affordable housing! When developers say they have built "affordable housing", in reality it is too difficult for those who qualify to meet deadlines to be cleared. Developers then turn the property back to fair market sale and very little is really sold affordably. It's an unfair representation of efforts to make property affordable.
Please spend less
Please stop developers from destroying forests and empty land - fix up what's already here. Lots of empty stores and dilapidated(sp) homes.
Police force needs to be upped (R wrote an upward pointing arrow followed by an 'd which) to secure parks and to monitor traffic especially route 29 north in which there is frightening reckless driving.
Prevent additional construction on 29. Use existing empty buildings instead, or tear down and create open green areas and parks. Provide incentives to fix, renovate, and use large empty buildings already existing. No new retail construction on Rt. 29. It is wasteful and shows poor management.
Priorities should include: protection of natural areas, public transit, climate change resiliency, education, low income housing, carbon neutrality.
Probably too much spent on salaries in total because of tendency to over-staffing + inefficiencies - typical of government , yes?
Programs at public schools are being cut because there aren't bus drivers for after-school b/c they are paid so poorly. Please increase bus driver pay. Schools are overcrowded already. Please stop residential development.
Public schools in Charlottesville have much better funding than their counterparts in CA. Schools seem to be in much better physical condition.
Public schools receive too high an allocation of Albemarle County's tax dollars.
Public transportation

F3- In the space below, please provide any comments you would like to share regarding Albemarle County's allocation of tax dollars.
Affordable housing
Protection of native plants/wildlife MUST
Public works (parks, paths, roads) are why many people live here. Schools are also very important.
Put money towards environmentally friendly services/programs.
Quit short changing school budgets!
Quit wasting our tax dollars on these endless studies. I hate to think of the money that was wasted on the by-pass which never came to be.
Raising tax dollars for local business is not improving wage gap.
re.F2 - Spending tax dollars will not solve this problem. Allowing more houses to be built on small lots will.
recycling areas
Reduce it.
Refund budget surplus of tax dollars back to citizens.
Repair/restore what exists and stop building for possible buyers. Control developers. Prevent Albemarle County from turning into a Mctown or a sprawl a/a Northern Virginia. Preserve unique flavor. Quality or quantity. Preservation or restoration, please!
Residents also participate by volunteering.
Residents in rural areas get few services for their tax dollars, especially if they do not have children in the schools.
Resources should be devoted to preserving open space, parks, walkways, schools - NOT to encourage more development
Rethink public transportation working with Charlottesville. Work with developers to get the type of affordable housing. for me, it is 1-level living under \$300,000.
Return surpluses to taxpayers. Property tax & rate too high; control spending.
Road improvement + basic maintenance needs more tax dollars. My road is full of potholes + has needed repairing for years; contacting VDOT doesn't help. Too much money is spent on helping roads needed by developers, while ignoring road improvements needed by residents.
Road improvements should have its own line.
roads and preserving the rural/farm areas are most important to me!
Roads not just 29 & 250.
Roadway lighting to be improved, affordable housing should be truly affordable-- current housing very expensive
Roadwork takes forever & I have no idea what it is for. Cones have been on 250 for months & nothing is happening.
Rural broadband access needs to be addressed. Our child had to drive 15 minutes from home to access broadband at a coffee shop just to be able to do his homework which REQUIRED broadband in order to be completed.
Rural Broadband is very poor. Would like to see county enable more options.
Rural broadband would allow us to telecommute and hopefully combat some traffic issues.
Rural communities do not seem to get any benefit from our tax dollars. Roads are poor, broadband poor, no trash or sewer/water services, poor utility (electricity) support and too few recycling services. Law enforcement and zoning enforcement is nonexistent.

F3- In the space below, please provide any comments you would like to share regarding Albemarle County's allocation of tax dollars.
Rural internet has got to be fixed. The schools require students to do internet assignments/videos (which is stupid) - but having fast internet is a necessity.
Rural schools are outdated and need upgrading. Broadband is non-existent in most of the county and it's solely needed for school work.
Schools & public safety are CO's #1 priorities
Planned retirement & affordable housing options
Schools & teachers need more tax dollars
Schools are not full; if anything focus teacher professional development and special needs training; huge need for public play spaces.
Schools are old and over-populated.
Schools need funding to keep up with population growth and to better serve our growing low-income population. And for excellence! Developers should not be let out of affordable housing commitments. We would gladly pay a higher rate for k-12 and pre-k funding/programming.
Schools need to keep up with growth (population).
Schools should always be #1 on every improvement list.
Schools, public, other buildings/facilities are pretty high-quality in Albemarle, but can always be improved so I think that is a very important use of tax dollars. Transportation is close behind and needs more improvements, especially public transit. Affordable housing and access to road broadband are needed to encourage more diverse populations to live in Albemarle county- it shouldn't be preferably for rich people. Finally, protection of out land to support biodiversity is critical and parks and other recreational facilities and services are important and validity-of-life health contributors.
Schools, Roads, affordable housing in that order.
What about transportation? = not on this list. Why?
See previous page. The topic really needs to be evaluated and the County needs to make sure that they hold themselves accountable for streamlining the process.
separated bike lanes would help take cars off the roads
Shortcomings in school construction & improvement & expansion; shortcoming in roadway & access improvement in growth areas. Homes, Homes, Homes being built rapidly and County not keeping up with infrastructure.
Too much subsidy of wealthy land use holdings. Rich "preserve" land to shelter from taxes.
Should support public education and nonprofit organization like YMCA.
Since none of these "services" will affect rural areas, why bother to answer
Some allocations are ridiculous.
Some projects are not adequately planned. Like building the Vietnam Memorial, but not planning access or parking, especially for elderly and handicapped. Now will have to spend too much to correct this. Typical of how things are done in Albemarle County.
Spend \$ on human capital. We need good people in our buildings not better buildings. Poorly treated employees poorly treat taxpayers and taxpayer children in public schools.
Spend money where it's most needed for the good of the county - not on the "feel good items" that don't make any measurable difference. No "excessive" clean air projects. Don't spend \$ to move statues etc.

F3- In the space below, please provide any comments you would like to share regarding Albemarle County's allocation of tax dollars.
Spend more money o sensible traffic enforcement. The fines generated will/should improvement of tax dollars improvement in traffic flow and safety.
Spend smart to be more efficient in Business processes reduce workforce and labor spend, reduce maintenance costs of county property
Stay within current budgets is important. Spending more \$ does not necessarily improve things. Increasing tax base with commerce allows funds to be spent on non-critical items. Housing, jobs, roads, transit are critical. the others are important but luxuries and may was and wane.
Stop giving to the city!!!!
Stop logging the woods.
Stop taxing authors and small landlords; Lower business taxes to attract more.
Tax allocation is not keeping up with growth in public schools.
Tax and houses are too high. To much growth in some areas go to Southern Albemarle they have 4 lane Rt 29. Crozet has more houses and people, but we only have 2 lane road Rt 250. Something is wrong!
Tax dollars are not spent wisely in Albemarle County. Board of Supervisors positions should be paid so that professionals with appropriate experience would be more inclined to serve.
Tax dollars should be allocated in a manner that prevents recent alarming rises in real estate taxes.
Taxes are a problem, my retirement does not increase but my taxes continually go up.
Taxes are already too high in Albemarle County. Too much being spent unnecessarily to have the biggest and best (impractical) without regard to cost. Example - school budget.
Taxes are high relative to our past PA residence. I will never understand the "rainy day" concept, it's wrong. All tax dollars should always have a purpose.
Taxes are too high - the county will spend as much as they can get.
Taxes are too high with nothing to show for it. Personal property tax get rid of it. Meals tax get rid of it.
Taxes are too high. Should spend tax money on schools - children.
Taxes too high.
Thanks for asking!
The back roads in the county.
The college (UVA) is a big economic driver but allocation of tax base should be toward non-college residents as a higher priority. Tax base for the college should be higher based on large college use/living in apartments, but they don't contribute to the tax base in an equal fashion.
The county does an overall excellent job with the allocation of tax dollars.
The County had excellent volunteer EMS services, and they could have put a small amount of financial support towards those organizations & training rather than building expensive lavish Fire/EMS facilities and paying paramedics & buying duplicate ambulances & equipment & still dumping on the volunteers on weekends, nights, & holidays, All of the money spent on paid EMS & Fire could have been allocated to more important community efforts.
The county has failed to support expansion of youth sports fields. Soccer has doubled in size since we moved here in 1995. Fields are of very poor quality. I am not aware of any new fields put into service. This also affects lacrosse and field hockey.
The county has got to allocate resources for affordable housing in the area. Housing prices are outrageous and unregulated, and residents are being priced out of their homes by greedy

F3- In the space below, please provide any comments you would like to share regarding Albemarle County's allocation of tax dollars.
landlords and property management companies with no interest in the quality of life in the community.
The county should focus on the environmental sustainability and support of basic needs of low and moderate income residents.
the environment needs our help!!! It should be our first priority!
The group that enforces building codes is very useful. Keep them well funded.
The high school in AC are a disaster. AHS is overcrowded and constant chaos. Students run the school. We are moving to get out of the district. Need a new school and rules for kids!
The homes east of C'ville pay tax dollars - our property values / ease of selling are directly affected by poor traffic / roads into town - Rt. 250.
The rich side of Albemarle gets all the tax \$
The rural roads are not wide enough for bikes and vehicles. Bikers should pay for a yearly decal as vehicles if they want part of the road.
The scenic byways preservation is being ignored by the county and the huge asset of our rural byways is rapidly being lost to commuter traffic and through truck traffic - the county could do more to control VDOT control over rural roads - see Rt. 231
The UVA-related facilities, including off-campus housing. Parking is important to this town's attractions. While at the same time, the negative effect of tech industries' booming around C'ville should be alarmed.
There are a lot of families moving into the area, and this will continue. Thus expanding school funding/building is important and is already behind. Good schools keep communities healthy and economically stable.
There is a shared feeling that our tax dollars are put into a slingshot and fired over I-64. It would be nice to know a more organized plan for the southern end. I do appreciate the update to Scottsville school. It is unfortunate that the school is trending down with respect to discipline and services for the gifted.
There isn't a shortage of housing, there is an abundance of greedy landlords. Not all citizens work for the hospital or the university.
There should be a traffic light on the corner of Rio Road and Belvedere Blvd., especially considering the increased residential development in that area. an RCUT intersection will not be sufficient long-term.
They keep going up and instead of improvements I see places closing. Educator pay an insult.
They waste so much.
This area (and perhaps all of Virginia) does far more road re-paving than is needed. This represents a misuse of public funds. Land given over to school outdoor rec areas is also far beyond the need. Albemarle high school has 6 athletic fields - this eats into school projects dedicated to woods and natural areas about which students should be learning.
This survey would be better if it distinguished between urban and rural areas. they are two different worlds.
To be honest, I don't see where you are spending the money!
Too little for highway improvements. Need to go beyond VDOT programs. How about a \$500 B to \$1. B 10 year bond issue, aggressive public/private/partnerships! Without that strategy, the county will lag in the pace of growth. Same strategy applies to schools.
Too much (illegible) 39 N non exists 250 biggest corner
Too much building for certain areas - ie 250 East with lack of roads, services

F3- In the space below, please provide any comments you would like to share regarding Albemarle County's allocation of tax dollars.
Too much has been spent in public schools for inappropriate technology and curricula for elementary and secondary schools. The bypass at rio road was not built because of interference by state and by BoS members not standing up for the needs of their constituents.
Too much is spent on unneeded stuff.
Put in traffic lights and more lanes for all these vehicles to get around better.
Too much growth.
Too much money going to the school system
too much money to maintain high end county vehicles
Too much out source! Since 1965, I have received very little additional services for the large increase in taxes!!!
Too much to schools. Why do playgrounds need to be redone or all parents, poor or otherwise, have a list produced at beginning of school year to provide materials for everyone. Each parent should provide for their child only. As much money as the schools are allocated.
Too much too often
Top dollar allocation seems at best haphazard in the county. Very poor planning and communication between various services such as roads, parks, schools, zoning, infrastructure and communication (broadband) expansion.
Transfer to schools should stay around 50%.
Trim spending where possible- avoid taxing people to support gov't infrastructure.
Un order of priority: 1.) Schools; 2.) Law enforcement; 3.)Roads
Unsure of what the schools and public buildings are like. I think it's important to promote outdoor recreation (ie. biking, trails, parks and recreation) on the North end of town. Also, Earlysville road should be improved but I'm just being petty with that request
Use temp. summer jobs to help improve or maintain many programs or services. Partner with UVA department/schools to come up with improvement projects without having to hire consultants to do the county jobs!
Using tax dollars to improve life, opportunities, and access for our less wealthy citizens is very important.
WAHS, Henley Middle School, and Brownsville elementary are and will continue facing significant crowding issues if Albemarle County does not immediately address the population growth that has been occurring. The quality of our existing schools is declining because of over crowding. Should be top priority.
We are a low-tax community and in my view the county struggles to provide amenities that people desire. I am willing to pay moderately higher taxes if this would lead to genuine improvements. Places where improvements are needed are: broadband, pedestrian safety, street lighting, environmental protection, public transportation.
We are concerned about the amount of deforestation for new housing communities and buildings - particularly along 250 west. We would like to see more allocated to preserving these lands/
We badly need to use street cleaning machines on major roads. The cigarette butts at intersections like 29 and Rio are truly disgusting.
We have a Board of Supervisors who fail to stand the line for the county taxpayer. Taxes go up each year. They spend money on every wish. I do not believe that gov't should supply all our needs and wants.

F3- In the space below, please provide any comments you would like to share regarding Albemarle County's allocation of tax dollars.
We have NO internet service. Pay for Satellite that does not work well. Very hard to function in today's world with no internet access.
We need broadband access in south county.
We need more police officers for traffic enforcement! With the increase in population, there are more cars on the road. Speed limits and basic traffic laws are not enforced enough. Complaints about speeding in residential neighborhoods lead nowhere because there isn't enough manpower.
We need more recycling centers , like one in Crozet and North of town. Please give us plastic recycling in Ivy.
It makes no sense putting affordable housing out in the County where there aren't buses or employment.
We need more waste transit locational. We need high speed internet. Both of these items exist in rural Nelson County.
We need to be implementing environmental solutions and carbon reduction. I believe many people, myself included, would be more than happy to zip around in an environmentally clean mass transit if it was efficient and accessible. Likewise, community development needs to be environmentally aware, as well. That to me is the primary issue; not how much or how less residential, etc., but how green.
We need to better support affordable housing
We need to have an ongoing plan to address both growth and climate change issues/environmental issues; and need to begin implementing it now even as the plan may evolve. Especially rapid transition to alternative energies, esp. solar (require of all new development); light rail, electric cars, public transportation.
We need to pay more attention to ensuring fairness.
We need to replace outside classrooms on elementary campuses such as Stoney Point. It's a VERY OLD building and too small! I'm from NY state where we had nice school buildings. Not to (sic) old. We paid higher school taxes.
We need to stop the revenue-sharing with the city of Charlottesville!! Why are we in the county paying for the city's poor financial decisions??
We should have higher taxes and more services. Recycling!
We should not be funding City of Charlottesville. That needs to stop!
We use several parks and rec. facilities and are very pleased with them - especially Chris Green dog park. Also love the north branch of JMRL. More education on preservation of wildlife and environment would be excellent. Also lots of good walking/hiking trails in the county we enjoy.
We would like to see Alb. Co. retain its natural beauty and rural character, and not have rapid development change the landscape too much.
What can county government do about empty businesses in Albemarle square/ Seminole square/ Fashion square-- vast waste of resources! Very concerned!
When I go to Mint Springs Park, I am struck with how lovely it is and how its facilities far outdo those at Chris Greene. Many low income apartments are located in the North, and more are being built, yet our facilities are overlooked because of lack of representation by the BOS.
When you keep having surplus money why do you keep raising real estate taxes!!!?

F3- In the space below, please provide any comments you would like to share regarding Albemarle County's allocation of tax dollars.
Why build now??? Repurpose what is already here!!! There are 3 shopping centers that are virtual ghost towns within 2 miles of my home. use them. Make a play ground or park. Build it! They will come!
Why is the county still paying the city millions of dollars?
Work to REDUCE taxes. Focus our tax dollars. Reduce the deer population.3
would like express transit from N. Albemarle residential communities to large employers such as UVA, Sentara Hospital
incentivize builders to use existing buildings or developed land rather than raping every square foot of undeveloped land.
would rather pay more in taxes than have down zoning of smaller plots.....keep farm land.
Would support raising taxes to support F2a, b, c, & g.
You have grown your FTEs by way more than the population of Albemarle has grown. I'm sure most or all perform honorably & admirably but Albemarle County's bureaucracy is now bloated.
You need a helicopter view- one example is when you built a cluster of schools on 250 in Crozet. Not thinking ahead to traffic issues. Maybe they should have all been on one side of 250, maybe they should have fed out on another access road prior to old trails massive construction-etc!

F6a_Other- What kind of interaction? Select all that apply. - Other (please specify)
a neighbor wandered away & was lost
accident in front of my property
accidents on road in front of my house; Foxfield
active shooter training for church event
alarm went accidentally off at my home- police responded.
animal - bear
Animal Control
Arrest had to do with my son (Setup)
assisting. broken down motorist
At place of work
Auto stuck in snow
Called 911 for emergency medical assistance (police arrived)
Called 911 when my wife was dying of ALS
Called animal control and they sent police
called animal control to reports strays
Called for assistance - needed advise how to handle negative service person.
called me for donations
called police about (illegible) never heard back
called police for emergency chemical problem
Called police officer about finding a lost item. Also police doing a door to door on crime investigation
Called police to ask question
called to ask questions
Called to help a friend
Called to report someone calling and claiming to be Albemarle deputy
Came to my home asking for an individual that does not live @ my residence
Came to my house over a complaint from a neighbor
car accident
Checking on a neighbor
child in trouble
Citizen's Police Academy
civilian police academy
Clubhouse security system going off
come in my gas station
customer
Daughter could not leave me up phone and called from olie to check on my well being
Deposition
Enrolled in citizen police academy
False alarm from my security system
family member arrest
Family member called for assistance

F6a_Other- What kind of interaction? Select all that apply. - Other (please specify)
foster child of good friend is a cop
Fox acting strangely in roadway.
Friend
Friends w/ many state/local police & FBI agents
gave officer in my neighborhood directions
Got paperwork signed at the station
Home delivery of summons for accident in city
Homeless Camp on property by our home
house alarm
house alarm went off by mistake and police came to check
I am a member of Crozet Fire Dept.
I am a volunteer EMT/firefighter and nurse.
I am an attorney- court
I call regularly about noise complaints
I dispatch for them.
I have worked in an environment with police officers.
I work for 911 as a police dispatcher.
I work somewhere I see officers regularly
illegal search of my residence without warrant
Impossible to get officer in rural areas unless it is a murder!
Investigated accident on our property
issues w/a neighbor- convicted felon
Just greeting out in public.
Loose cattle
Married to one :)
Meet in community
met officers at my place of work
missing teenage relative
my car broke down
My neighbor called due to overgrown vegetation blocking our road and grass and I was cutting it down. He got upset. Officer who came could not have been any nicer.
My security system alarmed accidentally
neighbor
Neighbor called police for lost senior
Neighbor had car accident and called officer - he returned to check accident scene from different angle - very helpful.
neighborhood concern-disturbance
neighborhood greetings
neighbors
Officer assisted in directing traffic when car broke down - waiting for tow.
Officer on our private road

F6a_Other- What kind of interaction? Select all that apply. - Other (please specify)
Officers came to our school to have lunch with students
Passing by along the road
Police called on neighbor
police came to neighborhood to investigate gunshot, spoke to police when walking my dog to tell them what I heard
police helped injured friend
police responded to me target shooting on my families property.
police stopped to help in finding an address.
pulled over for running a red light
ran into in public place
responded to house alarm going off
Response to house alarm!
Retired from military and found 3 rounds. They disposed of them.
ride along, and I used to work with ACPD during my time in Federal law enforcement
roadside assistance-hit a deer & it was injured
runaway child - in middle of night
Sheriff Dept. Office at local park
socially
son was stopped for traffic violation and his car searched without permission.
Stopped by house because dog was out
talking to officers on foot
thanked in public for their protection
They assisted staff w/ my mom at a nursing home
Though my car was abandoned
Through my father by working at ECC
told me a "bad guy" was in neighborhood after bank robbery on Barracks Rd
took and officer to lunch and bought his food.
Tree across road - traffic hazard
unexpected death (natural cause)
Used the fingerprinting service. Parking was difficult at the time I did and I had to have them redone.
vehicle break-down
vehicle break-in
very helpful & seen
Very poor customer service! We have a group that walls our neighborhood and we noticed abandoned cars being left on one street. We reported the cars (expired tags and inspections) but were told the police couldn't do anything because it was in our neighborhood. NOT TRUE! It is a county road so I called back. This time they checked the vehicles and the officer left a menacing message that we were "harassing" the owner and that he knew who we were. Doubtful since we had NO IDEA who the owner was!
wanting donations via phone

F6a_Other- What kind of interaction? Select all that apply. - Other (please specify)
We routinely have police in our cul-de-sac and I appreciate their presence as it is a highly trafficked spot for random travelers to do all sorts of things, good and bad.
Wellness check after firearm discharge
While working EMS
witnessed arrest
Work (Region 10)
work collaboration
work related
Work with them at UVA hospital
worked with through community job

G4- If you would like to share more about your feelings of safety for any of the above settings in Albemarle County, please do so in the space below.
- more education about people
- walking facing traffic in areas where no sidewalks - maybe also signs
Ex: from interstate by Wegmans down 5th Street & County Green & Old Lynchburg by Azalea Park
- Safety on bike lanes related to car traffic
- Safety on hiking paths is less due to thru traffic by hunters
A serious concern for me is the great number of empty retail spaces/
Albemarle is generally very safe, and it is one of the main reasons we live here. My greatest concern for the future of Albemarle's safety is TRAFFIC; too many rural roads here simply are not built for the volume of traffic they experience, nor have they been updated quickly enough to adapt to the ongoing growth. Rte. 250 and many of its access roads (on and off) are a particular concern. It is not a matter of driving behaviors (speeding, etc.) but simply a matter of too much volume (overcrowding.)
As a black woman, I try to stay away from walking trails that are not on main roadways. Not a fan of secluded places.
As a driver on the roads, expecially at night, visibility of pedestrians and bikers is concerning due to pedestrians walking in roadway, not in crosswalks or with traffic signals, and bikers not observing road rules, and both dressed in dark clothing and no reflectors or lights.
As a fit male I may have overconfidence in my sense of safety. I suspect my wife doesn't quite feel the same.
As a rural resident, I recognize and acknowledge my right and obligation to provide my own protection. County services are not a realistic alternative.
As far as safety goes, I feel safe in these scenarios. I am a 57 yo man of about 210 lbs and 6'2". Others may feel different.
At Fashion Square Mall, during weekdays and weekend, some African American high school kids bully around elderly (senior) people.
b. rural (farm houses cannot be patrolled. Think rural county need coverage reasonable. e. & f. People have to take reasonable precautions along trails!
Because of general low crime rate, if you take reasonable precautions (be observant, lock doors, minimize risks) you feel safe, even though there is not a high degree of police presence.
Being a w3oman it helps to have large dogs while walking at night.
Berkmar extension is a great road but needs regular patrols due to speeding and large number of pedestrians on walking path.
Better lighting in public parks & roadways would go a long way as far as safety. Also police in my area have complained about needing better funding for patrol officers - directly affects public safety.
Biking or walking on county roads is unsafe. Driving w/bikers or pedestrians on road is unsafe. Narrow roads requires you go into the other lane to go around them.
Biking trails should be restricted to certain roads until bike lanes (illegible!) are established.
cars were being broken into - including mine in my current apartment complex
community events for free and police involvement should be increased. Fire engine at school field days. Police putt=putt golf is excellent.
County needs street lights!

G4- If you would like to share more about your feelings of safety for any of the above settings in Albemarle County, please do so in the space below.
Crozet still feels like a very safe community.
C'ville has an enormous homeless population and many people with severe mental illness. There are not enough police to make them "present" in C'ville and visible.
Depends on where you are, stupid question!
Do not bike at all. Do not hike at night.
Do walk after dark!
Don't feel safe in C'ville downtown mall day or night. Feel safer up by airport.
Don't think "walking/biking trails" should be used at night!
Don't walk or bike at night so wouldn't know
Downtown mall can be/seem unsafe for teenagers/kids due to homeless people approaching/begging/acting sporadic.
Downtown mall feels scary at night
Economic growth makes for inaffordable housing and situations more urban with low income people being forced out into cold and struggling to survive because too many "professionals" have moved here and torn down their "unsightly" inconvenient (illegible) structures in their mini McMansion neighborhoods.
educate people on where police will be assisting them and emergency services based on residence address. Timing is very important and decisions are made based on those things! Example; child snake bite. Should I drive to hospital or call 911?
Eliminate the meth operation across the road.
Feel a little unsafe walking along roads that don't have sidewalks because of drivers that are texting
Feel safe in Albemarle County but not in downtown Charlottesville.
Feel very safe and enjoying stay here but mening? the convenience of infrastructure ; community center and parks of common park in Old Trail.
For the first time this Christmas we had problems with people stealing packages from our mailbox, which sits in a group of boxes at the end of our driveway, very easy to steal from, but it's never been a problem before. It made me sad and nervous. I saw a couple of strangers wandering the roadsides and realized they could easily be package thieves. Our house is isolated and would be easy to rob, regardless of locks. Don't know what the county could do to help - maybe help me understand and purchase a good home alarm system? I'm overwhelmed by the choices and prices, as someone who hasn't even locked my doors in 30 years.
Getting continually asked for money at grocery stores even restaurants. I will not stop at Food Lion anymore due to people harassing/banging on my window asking for money.
Green trails around Pantops (Riverbend) not safe. Stopped using.
Have add safety devices
Have always felt safe in Albemarle Co. As it is getting more crowded, I suspect it will become less safe. (for example, at a shopping ctr., as I was walking in the cross walk, a car ignored the stop sign + kept driving through it + through the cross-walk just barely next to hitting me)
Haven't tried to use walking/biking trails at night.
Home invasion is an issue. Legal actions once intruder enters is a problem. Law abiding citizens at a disadvantage under current retreat laws. Retreat till you can retreat no more - then you become a victim.
Homeless make me fear trails at night

G4- If you would like to share more about your feelings of safety for any of the above settings in Albemarle County, please do so in the space below.
Hydraulic Rd., Commonwealth Dr., Greenbriar Dr., Whitewood Rd. - feels unsafe even in daytime. Multiple "shots fired" since I moved to the area. Needs increased street lighting as well as increased police presence.
I am elderly. Not many questions included here apply to me.
I am female and often do not feel safe at night, so this is not necessarily a reflection of the county itself. In commercial areas I feel safe if someone is with me.
I am over 80 which means I keep my doors locked all the time, which I do not mind. This neighborhood has been safe, but you never know.
I am white so I am able to feel safer.
I believe that more/better safety prevention measures should be put in place, e.g. police patrolling of residential neighborhoods at nights.
I carry
I do not feel safe at all.
I don't feel comfortable on review trails at night or passing under the 250 bridge but the new entrance to trail off 250 is nice addition.
I don't recommend increasing funding for safety.
I don't use walking trails.
I enjoy Preddy Creek Park, but if there was a medical emergency on the far side of the bridge, I think it would take a long time for emergency responders to reach the person because I don't think there is any emergency access to that part of the park.
I feel fairly safe b/c of low crime, proximity to neighbors, self protection devices.
I feel more safe around my home, but less safe as I get closer to Charlottesville, city and downtown, at night.
I feel much safer during the day because people gets drunk at bars and sometimes there's a shooting and girls getting kidnapped during the night.
I FEEL MY PERSONAL SAFETY HAS DECREASED OVER THE 20 YEARS I HAVE LIVED IN ALBEMARLE COUNTY. THERE IS CLEARLY MORE CRIME IN OUR AREA SIMPLY DUE TO THE INCREASING POPULATION DENSITY.
I feel safe because I conceal carry
I feel safe in my home because I am armed and have a huge dog; not because I believe the police will rescue me. The last time I called the police, to report a robbery, it took over a day for them to get here. If anything happens here, we know we're on our own.
I feel safe personally but not from vehicular traffic when cycling.
I feel safe. I am armed.
I feel safer with a firearm
I feel very unsafe biking on the roads in Albemarle county
I felt unsafe sometime when I got off a train at night.
I get unnerved when I come across homeless people camping near walking trails.
I have a carry permit
I have been groped while walking my dog after dark near my home.
I have never felt unsafe under any circumstances living in Albemarle County for 30 years. That said, I'd feel better if we had fewer guns and more restrictions on gun purchases.
I have not encountered a situation where I felt my safety was compromised. However, I can't help but fear this may change if my local government is not willing to support my ability to protect myself as a guaranteed right.

G4- If you would like to share more about your feelings of safety for any of the above settings in Albemarle County, please do so in the space below.
I have not had any serious concerns with safety in Albemarle County.
I have yet to use a bike trail at night...
I just do not go out at night.
I live in a townhouse with lots of neighbors = safety. I wouldn't walk trails at night due to a.) bad people; b.) wild animals.
I live in an apt. complex off Georgetown Rd. I ran/walk in this area even at night on early morning for years never been a problem.
I live in Forest Lakes. Within past year more residents of subdivision have posted to NextDoor.com incidents of petty crime plus break-in attempts. Am concerned neighborhood isn't as safe as it was when we purchased home 3 years ago.
I live in the urban ring and have had items stolen from my garage. This is upsetting, but I had left the door unlocked.
I love it here but there's unsafe people everywhere you go so we try to teach our kids awareness regardless of their location.
I love to bike, but I'm afraid to do so at night because there aren't any bike lanes where I live.
I love trails, but as a woman I will not use isolated areas by myself. Not enough ACPD visible presence at night in some areas.
I may be stupid but I feel very safe -- don't even lock my doors.... So thanks!
I no longer walk on trails alone unless it's a gorgeous day and time with many people out.
I only feel slightly unsafe on trails at night due to the presence in the region of bears and coyotes!
I only feel unsafe during hunting season and when my neighbors shoot their guns during the day and night. I also feel unsafe on the rural roads due to speeding vehicles.
I prefer dark spaces. Safety will not come from lights.
I walk alone in parks - no problems
I would avoid downtown at night.
I would love to get CPR training.
I would never as an older person-female-walk alone at any park in North-Chris Greene specifically. I would probably walk at Mint Springs but warily.
I would not feel safe on a bike or walking trails - day or night!
If you decide (choose) to walk/bike at night be trained in self-defense. Otherwise, take a friend. Be safe!
I'm a large white male, and rarely if ever feel threatened anywhere. I would definitely feel different if I were a child, female or a person of color. I feel there are definitely safety issues in the county and city, and it's always the most vulnerable who are victims.
I'm a male so I generally feel safe, but based on some sketchy stories in Cville/Albemarle, I wouldn't go trail running at dusk or later if I were a female.
I'm concerned that police officers sometimes ride solo to save costs, if true.
I'm not sure if my feelings reflect growing up in a city but I have always felt safer during the day.
In general, I feel that Albemarle is quite safe. However, things can happen anywhere, and rural areas pose their own risks, just as urban ones do.
In residential areas on street parking should be prohibited where there are no sidewalks.

G4- If you would like to share more about your feelings of safety for any of the above settings in Albemarle County, please do so in the space below.
It is concerning that there have been multiple car break-ins in our neighborhood in the northern part of the county and at churches.
It seems like a safe place to me - as a new resident
John Warner Parkway & the nearby Rivanna Trail is eerily dark & poorly lit at night.
Just carry a gun it's your 'rite'
Just feel that in an emergency police response is too slow.
Just recently I have been aware of suspicious activity at night in the greater neighborhood area. It includes but is not limited to can break ins, loitering and home invasion.
Lack of street lights on secondary roads makes driving at night difficult.
Lack of trails and bike lanes coupled with limited street lighting makes it unsafe. Especially in the county area immediately surrounding the city.
Large county and hard for officers to cover --our particular town is well covered.
Many places need brighter lighting and more police presence.
More bike lanes
More city types are coming out sn scanning with slow drive-by. Wierd.
More light posts near bike trails.
More lighting is needed at night-time in parks + walking trails. More police officers are definitely needed for parks and roadways.
More lighting on trails after sundown. Suggest solar powered lighting.
more police presence
More street lights!
More traffic enforcement on Old Trail Dr. Too many speeding, almost no enforcement!
Most of concern of personal safety due to walking on uneven ground or pavement due to fear of falling and no one close by to help.
My home's location is not the safest (Dark Cul De Sac) which is way I have a simplisafe home security system. There are "critters" in the woods.
My opinion is that on those walking biking areas should have more or better lighting for night time.
n/a
N/A
n/a
NA
NA
Need more firehouses and rescue squads in rural areas.
Need more lighting near downtown mall so can go back to car from venue to parked car can be done safely.
Need more lighting to reduce the risks of biking/hiking trans personnel injuries, vehicles and unscrupulous people all pose great dangers.
Need more services to address homelessness and panhandling problem.
need more street lights
Need to prevent the wandering ADULT solicitors.... They often are scoping out houses and people.
Never see any police vehicles in my zip code area, other than July 4 parade.

G4- If you would like to share more about your feelings of safety for any of the above settings in Albemarle County, please do so in the space below.
no comments
no opinion
Not enough lighting.
Not enough street lights
Not feel safe to walk in trails by myself.
nothing specific - just subjective
One should always use common sense.
Only feel unsafe for walking due to lack of connectivity, the trails do not make it beyond certain points and the in between are roads that do not have shoulders and are poorly lit where many oncoming cars are known for speeding
Our county is safe and our law enforcement team is wonderful
Our county used to be safe. Now I will not go out at night. Daytime is questionable (bank robbery? really?)
Overall we feel very safe, but also think it is wise to avoid potentially dangerous situations (commercial areas and walking/biking trails at night.)
Parks and greenways pose safety issues, esp. when alone, decreasing my enjoyment of these.
On-the-street thefts seem to have risen sharply (w/economic downturn for the poor?); also car break-ins.
Downtown mall feels precarious after dark, esp. when accessing nearby parking areas. This is a shame because it's otherwise a wonderful area.
Please try to encourage, promote, and use dark sky methods - minimum lighting, pointed down
Police aren't typically around here. It takes a while to respond.
Police on patrol are spread way too thin covering sometimes up to 300 square miles by 1 (one) officer. Not safe for citizens or our first responders.
Police seem totally unconcerned about rural resident safety. The county game wardens are top!
Property crime seems to be common. - e.g. car break-ins.
Recently noticed increased incidents of people coming up to my car & nights in shopping centers ask for money or help.
Results may be skewed since I and presumably others do not frequent places I feel unsafe whenever possible-- which is virtually always
Road light is way too dim.
Safe in county, unsafe at downtown mall in the city
Safety in unlighted parking lots and streets is a concern at times.
Safety is important and we need more regular patrol in rural & county areas.
safety is very good in my area.
Safety, many times, depends on one's responsible behavior. We'll all be safer when we decide to let common sense be our voice instead of money.
Several years ago we had GPS units stolen from both of our cars - which were parked in our driveway. So, no place is crime free.

G4- If you would like to share more about your feelings of safety for any of the above settings in Albemarle County, please do so in the space below.
Should be regulations to prevent non county residence coming into the county and hunt 0 legally or illegally. Dangerous for humans and animals alike.
Since there is very little police presence in the rural area's DO NOT support the taking of guns from the citizens as this is our only means of protection should we need it.
So much broken glass on county bikeways that the risk of flat bicycle tires makes them unsafe.
Some of the public parks have high homelessness populations. Also, I do not feel comfortable going to commercial areas at dusk/evening times with my young children due to unfortunate experiences others in my circle have had (?) what would be considered safe spaces.
Street lighting would help - but lights that illuminate not just low-lit decorative lighting
Support concealed and/or open carry of firearms by the citizenry.
The ability to arm myself is what makes me / my wife feel safe.
The above question is highly subjective. I suggest following up with respondents to learn more.
The addition of reflectors on our roads, similar to what is available on interstate would be beneficial.
The county should do more to ensure people are here legally, as the law requires. A solution would be to amend the law so people can come here legally, but the wait time may be long.
The current plans of the Commonwealth's Atty b allow criminals across to the county thru lack of prosecution for crimes will drive up the ratio of crime. There have been quite a few murders/disappearances over the yrs, some resolved but most not. Allow criminals to commit burglary/theft w/o concerns of prosecution is a huge invitation. Encouraging illegals by giving them perks & Va drivers licenses will also bring more crime. Adoption of liberal policies & ideologies leads to higher taxes, higher crime levels & more corruption in government too.
The homeless and panhandlers congregate in some places.
The more we build & expand and population the more unsafe I feel.
The only reason I ever feel unsafe is because of crazy/unstable people out there. There isn't a way to stop that. Our tax \$ shouldn't be wasted trying to prevent an unstable person from doing something bad. We just need to be aware and know how to protect ourselves if we are ever in a bad position.
The uneasiness because of the entry of white supremacists and C'ville riot is hard to shake - too many concealed weapons in purses and cars - the rape/assault history at UVA keeps me off trails at night or alone vs (?) a sense of uneasiness.
The world is changing (not for the good.) Need proactive measures like low level lighting with sensors and cameras in several locations.
There are definitely unsafe areas and neighborhoods in C'ville. Since we do not live in those areas we are not as affected but we realize safety is an issue for many of our residents.
There have been some vehicle break-ins in our community and neighboring ones in the last few years. One convict escaped while being transported to the jail. He was on the loose for a short period of time.
This is an extremely safe place to live.
This of course applies to where I reside.
Tired of continual presence of pan handlers/ peddlers at most traffic intersections.
To walk on the road where I live, cars will run you off the road if you are walking. Speed limit does not matter.

G4- If you would like to share more about your feelings of safety for any of the above settings in Albemarle County, please do so in the space below.
Too many homeless and drunks hang in area of trails.
Too many homeless/drug dealers/unsavory characters in walking/bike trails and in downtown locations @ night- need to address
Traffic is unsafe. Too much traffic because you allow too many homes to be built.
Traffic panhandlers in tow with signs for handouts is not safe
Suspicious people at large commercial shopping centers following moms/children
Trail lighting, parking lot lighting, etc... mature trees and proper property screening will reduce light pollution
Trails often have some very shady looking folks on them. Many homeless are camping along the trails.
Should have some safety call stations for medical or police emergencies.
very safe place to live. Friendly community.
Walking/ bike trails lack proper lighting.
Way too many panhandlers around the county, one on almost every intersection. Downtown area can feel sketchy (illegible) at times, that should be patrolled or cleaned up a bit.
We are very lucky in the Esmont area. A few happenings but not series so far!!
We don't go much beyond Pantops and around Crozet. It would be physically unsafe for us to walk trails at night
We don't have street lights.
We get people going through unlocked cars in the neighborhood (hollllymead) but no major issues thank goodness
We have had vandalism in our neighborhood, mostly at night and mostly consisting of cars being broken into and having items stolen from them. Our neighborhood streets aren't well-lit and some of the commercial areas we visit at night aren't either. That makes me feel less safe. I generally don't walk or bike at night, and if I do walk, it is typically with my spouse in my neighborhood using a reflective vest and carrying a flashlight.
We have very bad speeders on the street at night.
We just had a daylight bank robbery at gunpoint - - really??
We live in a very nice development in Earlysville. We have the occasional vandalism and hunting in no hunting/posted property.
We never see police or sherifff in our area.
While I use the parks, one in particular, on a daily, daytime basis and love them, you couldn't pay me to go in there after dark.
Who would walk on a trail or ride a bike at night? That is the definition of unsafe!
With all the beggars on street corners, shopping malls & grocery store parking lots, doesn't make good impression of our county & doesn't make you feel safe. I will NOT go on Downtown mall & go to Richmond to shop more often then not. Beggars knock on car windows in grocery store or shopping mall lots when starting cars. Happens ALL the time at Fashion Sq, Barracks Rd, Whole Foods, Stonefield, Walmart & all grocery stores
Women really aren't safe any where alone at night. That's not Albemarle's fault, it's our culture.
Would be nice to have more lights around the county, but make them animal friendly (red) instead of crazy bright lights that interfere with night cycles of wild life.

G4- If you would like to share more about your feelings of safety for any of the above settings in Albemarle County, please do so in the space below.
Would like more officers and other first responders to help cover large expanse of entire county during all shifts.
Would like stronger police presence.
Would never walk or bike anywhere at night
You can't always control "stupid". You have to be aware of yourself and your surroundings.

G5- Do you currently have children (18 years and younger) living in the home? - Other
--

Host foreign exchange students

15a- What makes you think there is not opportunity for you to participate in community issues and local public affairs?
- Email addresses not prolific
- Access to councilperson limited
- Public meetings are wrong venue for new information
"outsider" not welcomed
73 - age and disability in certain areas.
A lot goes on at night and I do not get out at night.
Again, due to my medical issues and the balance of I need to survive and pay bills to stay afloat, there aren't many spoons left. It takes all I have to maintain my level state and that isn't going to change.
Age and mobility are limiting - DO NOT like online social media chats - prefer this form of face-to-face.
Appears to be the same people on most committees.
As a senior I believe there's ageism that would make it difficult for me to be meaningfully engaged in pertinent issued.
As it is well known the extremes at both end tend to be heard more; the silent majority doesn't like opening up in public forums. need a better way for them to be heard! Several important issues should be put on public ballots so all have the chance to vote - much better than listening to the extremes at public meetings.
Because of the parking ban at the courthouse, I can't attend protests anymore. The Executive order astounds me. The elected officials have no say!
Been to city townhalls but where are the county meetings?
Board of Supervisors and other meetings held at inconvenient times so the average citizen can't attend. Would have to attend every meeting to adequately defend our rights.
Can't say.
Caregiver to my elderly dad.
Cliques, little tolerance for differing viewpoints, too much good ole boy network.
Closed minds on current boards.
Combination of lack of time due to personal and professional obligations and lack of opportunities to do so when I do have the time.
Community forums, etc., conflict with work.
Control by Democrats
Currently I am disabled, handicapped, at times in my wheelchair, and have problems at times for transportation to doctor appointments. Unable to participate in community issues & local public affairs.
Democratic control
Developers and their ilk have this county pretty locked up.
don't think county listens. Example - rain tax was a foolish idea pursued for a long time despite opposition.
Don't want to get involved. Bad health.
fear of arrest
Government dominated by one party. Believe there should at least be a designated dissenter to provide counter opinions.
Groups are very selective not inclusive

15a- What makes you think there is not opportunity for you to participate in community issues and local public affairs?
Have no idea how
Haven't heard much about community issues or public affairs.
I am a Caucasian conservative. There is no place for me today in Albemarle County. I am shunted aside.
I am a Republican and do not feel welcome here - very divisive community - very judgmental - do not feel safe sharing a different opinion than the majority.
I am disabled and would be unable to participate in long meeting nor be able to get to the meeting.
I am not sure that the Board of Supervisors will act on my needs or desires even if I voice them. I'm not sure the Board is more responsive to other residents with different needs and desires.
I am not sure when and where these events take place. I'm not even sure who the local County representatives are.
I am on the BOD of a community the last 10 years, That's enough participation.
I am too old to participate.
I don't even know which (illegible word) to participate in and how to do it.
I don't ever hear anything from the Albemarle government with the exception of rising of assessments and commensurate tax bills
I don't know any opportunities nor where to begin.
I don't know how/ways to do this because it is not communicated to me.
I don't know where to go or what to do to participate
I don't think the Board of Supervisors considers what most people think.
I feel like politics are so polarized that it is very difficult to carry out an amiable discussion, when there are differences in ideas.
I have 2 daughters under 4 years of age and am solely responsible for them.
I have 2 friends who have tried to attend open city council meetings and have been made to feel unwelcome.
I have in the past but now I feel they have their agenda and will not listen or consider others who disagree
I have literally no idea how to go about doing so. The only communication I get from the county is a tax bill.
I have never once heard about a meeting or opportunity to attend or participate in local govt going-on.
I have no idea how to participate in community issues/local public affairs
I have tried to talk to [name redacted]. She has never returned my calls. I have seen her in person she will not address issues.
I homeschool my kids. I'm completely divorced from public schools. I'm 100% focus in my kids' education because Albemarle Co. failed me.
I no longer bother to attend, since it seems obvious, to me, that public comment is only solicited because they have to. At the last meeting I attended, it was obvious that the development of Royal Fern (really, who dreamed up that name?) was a done deal, regardless of the impact that several hundred apartments/retail/hotel space (on 8 acres) would have. Traffic concerns were ignored, (a light "within 10 years" was a close as the DOT person would commit to), and when further comment was to be recently solicited, it was done by putting up

I5a- What makes you think there is not opportunity for you to participate in community issues and local public affairs?
road signs on Old Lynchburg Rd. When I called the telephone number on the sign for further info, the person at the County office had no clue what I was calling about. The one thing Albemarle County doesn't want, is input from its residents, that may thwart development plans.
I think the county does not want critical voices on committees.
I usually hear about meetings, etc. after they have occurred.
I work and can't take time off. Most things are during working hours.
I work when many meetings are held.
I would have to take off work to attend public meetings.
If I attend a meeting with my County supervisor, I feel any opinion I would express would be meaningless to what the County supervisor wants to do.
If you disagree with the Alb. Co "mob" that's taken over our community & don't fall in line, you are condemned. It used to be folks could have their own opinion, but not any longer. Alb co. no dissenting voices and WHY would anyone run to join board - not worth the HATE from those who try to tell everyone to be Tolerant. Funny! (but not.)
If you don't have the funds, land, or like political views you will not be invited to participate.
In my opinion we are not listened to when concerns are brought forward.
Involvement level determined by the party line of the political leader.
It can be difficult to stay on top of issues. I like a survey like this as it makes it easier to voice my opinions/concerns.
It feels age-ist. They do not respect opinions or desires for people under 40 or more likely 60.
It seems like the County staff could care less about citizen involvement. That same attitude carries over to the elected supervisors. "They know best. Period!"
It seems to be very "political" and "exclusive" and way too concerned with color and race. I am white, educated, and republican. They do not want me.
Just feel that there are powerful people in the county who seem to be able to make their voices heard. I am skeptical about my ability to do this.
lack of concern for older population
Lack of information, partly due to personal level of busy-ness, about possible options.
Lack of input??
Lack of knowledge on when they are held, where and why.
Lack of recognition of conservative viewpoints.
Lack of web presence is drawback
Liberals aren't interested in conflicting views and don't want participation from other viewpoints.
local government does not care!
Meetings are difficult to attend and organized to avoid public participation. Public comment is last and mostly an afterthought or irritant to the Board.
Meetings at non-convenient times.
More online surveys for those who can't make it to meetings.
Most decisions about issues have already been made by the time input is asked for.
My age.

15a- What makes you think there is not opportunity for you to participate in community issues and local public affairs?
My supervisor does not hold events to listen to the constituents
If she does, they are advertised
my work schedule
Never mentioned
No idea what I could participate in - communication from county, local organization limited due to weak local media.
No notice.
No time to attend long meetings when I have kids to attend to.
No. Never know about it until it is too late.
Not a lot of communication from county regarding opportunities to serve on boards/Commissions
not always open forums for community issues. Don't always feel like my voice is heard or considered.
Not enough advocates
Not enough communication, timing, and childcare.
Not enough space or roles for more than a few and the highly motivated tend to dominate.
Not enough technology based opportunities for input/participation.
Not interested
Not publicized enough. They don't care to hear our opinions.
Not really as moved here to retire, but was not my home before - or state
Notifications of events is poor. Timing of events not always convenient; location of events not convenient.
Obvious bias in favor of liberals and democrats - the rest of us are ignored or ostracized
Often county boards and committees are stacked so they get the outcome they are looking for.
Often I don't know about meetings and events until after they are over and I read or hear about it in the news. I recognize I may not be seeking information as intently as I should.
Online polling should be available for all issues addressed by our government.
Opaque process. When things are discussed by board of supervisors and others it is difficult to find out. Status of zoning requests and changes are hard to chase down.
Opportunities must be sought out by the individual
Our views would not be appreciated by the people who are not FROM here.
Politics in Albemarle County are polarized, even at the local level. Some participants are aggressive (verbally) toward those who express differing opinions.
Poor communication of issues. Supervisors closed-door meetings. Lack of political diversity of leadership.
Prevented by size and time of meetings
Seem that opportunities are limited and guarded!! And not really sure the PICs (People in Charge) really do care about community concerns unless it is their concern as well
Seems majority of public officials are more interested in public opinion than making the hard decisions to move in longer-term beneficial direction.
Seems to be dominated by the same people who often have similar world views.. ? transparency and acceptance for others to participate.

15a- What makes you think there is not opportunity for you to participate in community issues and local public affairs?
Since I relocated to Charlottesville four years ago, I have applied for employment to many agencies in the county's public sector, yet to have received even a response.
the board has failed to take up a second amendment sanctuary resolution.
The board has these meetings during times when most are still at work- doesn't seem welcoming.
The councils response to the 2nd (illegible) Sanctuary Movement was poor, misguided, and not transparent. Participation in making our voices heard was impossible + ignored.
The meetings are al predetermined - and i prefer not to be shouted down.
The political party affiliation of most of our elected officials prevents them from having an open mind to good ideas. I would be wasting my precious time.
The scheduling of meetings is difficult for people who work and have families
There are just a few, normally those with money that are allowed into the know of what is really going on. They don't want you to belong if you are not in the ? (word is not clear as written) but could be "klan".
There is a lack of information given out on the community issues & local public affairs that are being address. Never know what's going on until after the fact.
There is a small portion of the population that rns local government now. The majority disagrees with this liberal faction. But does not wish to be involved due to attacks and would rather mind our own business.
There is adequate opportunity to attend meetings and be heard. I don't know that I feel that I consider that true involvement.
There seems to be 1 community meeting. One day-one time
There's almost no visible way to get involved. Need community liaisons and space and events.
They are all at night. no daytime.
They are not well communicated.
They don't want to hear what I have to say.
This county has become so biased that a middle age white male is not legit to run for any kind of office
This survey is the very first int (illegible) read I have received since moving to Albemarle Co. 8 years ago.
Time not on my side
Timing of meetings. Lack of influence, i.e., gov't doesn't care what I think
Too busy with kids, working full time
Too old
Too old
too old
too old
Too old
too political
-Unaware of volunteer opportunities
-Unaware of invitation to participate and whether the times to participate would be workable

I5a- What makes you think there is not opportunity for you to participate in community issues and local public affairs?
We should transition to having more transparent voting process. Put local issues to online vote for residents, like they do in some European countries.
websites difficult to navigate
events difficult to find on current web pages
What is the access for handicapped people? Parking, entrance for wheelchairs, seating, etc.
When my children attended public schools I was very involved locally in community affairs. I lost interest after 15 years as I felt my voice was heard but that I didn't matter - the county does what it wants.
Won't be change.
work does not leave me much free time
Work schedule and being a single dad makes it difficult to attend
Working away from home.
Working to be able to afford to live in county - don't have time.
Wouldn't know where to start.
Wrong political outlook
you can be heard without people listening.
You're a closed community. No conservatives allowed.

I6g_Other- If you were interested in learning more about or making public comment on an issue, to what extent might each of the following prevent you from attending an in-person Albemarle County meeting? - Other (please specify) - Text
ability to discuss issues
Actual interest / persuasion to attend
Advanced notification (lack of)
Age
Age
Age
aged health
Agenda
Am care giver so late evening would prevent but can arrange for someone to take care of any responsibilities of home.
attacks by liberals
Back lash from liberal groups
Busy work schedule
cannot give opinion b/c the "tolerant" hate culture and don't want attention or stress. Sad - can't provide thoughts & ideas b/c if NOT pc "mob," then HATE & folks destroying lives. Long time residents are not wanting to deal with the new "mob" residents. Many friends moving from Alb Co & city to Rville, Palmyra, across mtn to Waynesboro & Staunton still own their own business but unhappy with way Alb Co headed. Unfortunate!
Caregiving
Character of meeting is very scary - some people are not being civil in meetings. These are more often city meetings so county meetings may be better than this.
complete with work schedule
Disabled
Does it matter what citizens say?
Dog owner
Don't expect them to weigh opposing views
Don't want to hear what is important to the average person
Facility parking
Fear of being attacked as in one meeting last year because of having values different from extremely loud and unruly attendees from the City and North Carolina
Feeling I would have adequate time to be heard and that my voice would be considered.
Health
Health issues
How open and inviting is the public meeting. Is it intimidating or welcoming?
I am on portable oxygen which makes public activity very challenging--always need to know the breath commitment. i.e. how long I must cover my O2 needs. This is more complicated than you might expect!
I cannot drive at night. Would not feel safe using bus at night. Not convenient or efficient.
I don't know about any
If I thought the politics were [profanity redacted]
insufficient advanced notice, lack of sufficient input from attendees

I6g_Other- If you were interested in learning more about or making public comment on an issue, to what extent might each of the following prevent you from attending an in-person Albemarle County meeting? - Other (please specify) - Text
knowing the agenda
knowing the Board isn't interested.
lack of notice
Lack of time with work
level of contention
listening ability of politicians
Location unknown
Meetings, decisions held/made in private.
My age 89, Husband 92
My age over 80 years
NA
No time, long working hours.
Not interested in being with private views.
notification: lack of
Old age / health
Parking
Perception that input would fall on deaf ears
personal time commitments
Recycling
subject matter
too busy
Topic
Unlikely to influence supervisors who are not open to diversity of opinion on policy.
waste of time
Weather
Work commitments
work schedule
Working away from home
Written off as the minority voice

17j_text- Please indicate how much of a source, if at all, you consider each of the following to be for obtaining information about the County government and its activities, events and services. - Other (please specify) – Text

Crozet Gazette

18- Is there anything else you would like to share about your experiences living in Albemarle County?
<ul style="list-style-type: none"> - AirBNB should be allowed - Hotels (big business) are in the supervisors pocket and vice versa - entire houses should be allowed to be rented - go to CVille Model re AirBNB
<ul style="list-style-type: none"> - Born and raised here - Becoming too expensive to continue living here - Land cost high - i.e. lack of low income housing - Need small wage tax as revenue source
(We) I am happy to see more work on improved race relations. We have been especially encouraged and inspired by the work of the Charlottesville Clergy Collective and others working toward more racial equality!
<p>1) Our county is the Best. I would like to see county working on below:</p> <p>a) Schools</p> <p>b) What county can do to influence high speed train to D.C. It is important to get access for your making</p> <p>c) Recycling Program</p>
<p>1. I don't appreciate being told what I can and can't do with my own home as far as homestay/Airbnb simply because the county wants to over-regulate and get a cent of the dollar. 2. The Architectural Review Board is a joke. We can't have an Olive Garden, for example, yet we still have a 29N that looks like northern Virginia.</p>
<p>1. In general, I think Bd. of Sups are well meaning and working hard for county. 2. That said, as implied and stated in my other comments I feel that for years, 20-30+ they have consistently UNDER valued the county, undervalued the demand to be here and not extracted enough from developers, etc. 3. At times as a large group. they (2 illegible words) seem slightly out of fear re. jobs, loss of jobs (illegible word) from (illegible) developer (illegible word.) 4. I am on board with overall strategy (illegible) of villages, by (illegible) more concentrated development e.g. Crozet</p>
<p>2019 - Our biggest interaction with the county has been county planning and zoning - they are in the same office/have conflicting regulations which are not communicated clearly and do not seem to take into account the cost and trouble they cause - i.e. planning appeals board of zoning decisions without the why explained.</p>
<p>The lack of walking trails on the east side re: RT 231 when we could have a beautiful bike trail separate and alongside RT. 231 is frustrating. It would connect Monticello and Montpelier - have to stop speeding and trucks.</p>
<p>A good place to live</p>
<p>A lot has changed in the 20+ years that I have lived here. Most good changes, and I don't at all mind change. But, growth has been too fast and forestry has diminished due to this growth. Also, traffic is very bad. We don't want our area to become another Northern VA region. Thank you for asking for our input.</p>

I8- Is there anything else you would like to share about your experiences living in Albemarle County?
a.) Nice place to live. b.) Tax rate is TOO HIGH - should never (?) increase. Enough increase comes from inflation and growth!
Absolutely ridiculous that there is no bypass around Charlottesville!!!
Address roads and traffic before development, you don't eat your food before you cook it
Adequate for the most part!
Affordable housing!
After calling Albemarle County home for over 30 years and living in the same house, the dramatic increase in property values and attendant rise in real estate taxes has forced me to accept that it is not feasible for me to continue living here.
Alb. County Fair leaves a lot to be desired. They ought to do better. I think the location (while very convenient to me) restricts the potential that could be accomplished at a good fair.
Albemarle Co. is a beautiful place to live with mountain views and free spaces with natural plants and animals. Wild animals. Please make it a priority to keep the county this way especially for the wildlife who have every right to live here too! Stop over development, encourage recycling and clean up the trash that is everywhere. Make cleaning up trash lucrative!
ALBEMARLE COUNTY HAS HAPPILY TAKEN MY TAX MONEY FOR THE PAST 24 YEARS, BUT WHEN I NEEDED HELP AFTER MY SEPTIC SYSTEM FAILED I HAD TO PAY AN EXCESSIVE AMOUNT, \$7,000, TO CONNECT TO THE COUNTY SEWER SYSTEM.
Albemarle County has more traffic now than 10 years ago when I last lived here, but the D.O.T., etc, has not kept up with the increase and planned accordingly.
Albemarle County is a beautiful place. I am concerned about the rapid pace of growth and the negative impact of this. We need more parks and fewer shopping centers/parking lots. The empty shopping centers should be built up to create concentrated walkable communities to prevent urban sprawl. We need to protect water quality and plan for climate change. County schools should engage in more sustainable practices like composting and recycling and energy conservation.
Albemarle County is beautiful and a wonderful place to live. If our services were in line with the development of a balanced view of the needs of all the residents we would have an excellent county experience.
Albemarle County is expensive to live in. Taxes and land values increase and service do not increase in the rural area. Why do we in the rural area pay the same rate as the urban ring?
Albemarle is good family and business as a whole, not like what we are seeing in Charlottesville and in many places around the country - as my father would have said beware of the flavor of the day. Extremes are not healthy for the country - common sense! Like the idea of packets like this to collect information on a more regular basis.
Albemarle needs to strategically manage its growth. They seem to be trying but sometimes the closed-minded outspoken "keep it the same" people thwart efforts.
Albemarle County is a beautiful place with many amenities, but, like other attractive towns and cities, the pressures of poor zoning and poorly planned development have been turning it into a place that is losing its character. I do not oppose development per se but the ways in which Albemarle is being developed is not conducive to strong, diverse community life.
Albemarle is a good place to live. I appreciate you surveying residents.
All the county and BOS focuses on are those who live north of I64. Those on the southside in rural areas just get a tax bill. We are ALWAYS left out.
All things considered I prefer living close by UVA health system and UVA for mental stimulation-- much prefer life in the county than politically divided city of Charlottesville.

18- Is there anything else you would like to share about your experiences living in Albemarle County?
Allow personal and real estate taxes to be paid 4 to 6 times a year instead of twice.
any neighborhoods have no streetlights making night/early morning walking difficult for people and their pets.
Appreciate the Albemarle County GIS Map service!
Appreciate the balance of quality controlled growth, great schools, protection of rural environment. Controlled growth has maintained reasonable tax burden for high quality of life.
As a second generation Albemarian, it saddens me the loss of farmland and the extent of development. Crozet is not my home any longer.
As a small business owner we cannot afford health care. Our farm taxes are extremely high, Too much money in Albemarle goes to schools and bike lanes - give people who are older a tax break.
As far as planned residential areas, I don't think there should be a "one size fits all" plan. There should be some areas with smaller/cheaper houses with more open spaces, some rural/farmland areas, and some traditional single family homes with large lots - to accommodate different housing preferences. "Mixing and matching" different housing types in the same area generally causes more issues than it solves.
As I said before, my wanting to collaborate within any county government agency, in a working capacity, has so far been denied to me!
As mentioned earlier, we are very concerned with the potential urban sprawl, if Charlottesville trying to accommodate everyone. We moved from horrible population growth in Calif. With infrastructure that couldn't being to accommodate the growth. The 20 min commute turned into 50 min. We did not move to the "country" to have large tracks of land subdivided. We hope that doesn't happen. We are impressed with the conservative policies of Virginia. Hope it's maintained.
As my husband and I travel in this county and other countries we always feel very fortunate to return to the natural beauty and kindness of people living in Albemarle county creating high quality of life.
Beautiful county, lovely place to live. I live in the South and would love to see it stay beautiful and not turn into North 29.
Beautiful place to live.
Beautiful place to live/retire with very friendly people, great access to health care.
Been a good 36 years!
Been here too long, time to move to a rural location (Secluded location)
Being ripped off
Raising property values to get more tax dollars
All the new apartments, houses, condo, etc. getting all this extra tax \$
Big businesses. Small is (illegible) of UVA. Large tax base
We say everyone when buying hand and offer (illegible)
Doesn't seem fair
Build an app to allow for more modern ways to interact with county government and services. I feel like I went back in time when we moved here. And school funding has to drastically increase, hire more teachers, build more. Crozet schools are overflowing.

I8- Is there anything else you would like to share about your experiences living in Albemarle County?
Building too many homes in Crozet that normal working people can't afford. They have ruined the small town of Crozet that I have lived all my life.
Business taxes for sole proprietor. independent Business are out of scale and can be inordinately high
cell signal is a problem in the part of the county where I live and most of the parts of the county I pass through on a daily basis.
Cell, internet and online access in Northern Albemarle is awful! Service providers uncooperative. This puts many of us at distinct disadvantage and shut out from options becoming increasingly a necessity. This is a CRUCIAL issue!
Continue to be entertained, enraged, amused, disgusted at city handling of Dewberry Hotel issue. Council and authorities demonstrate total ineptness.
Convenient location; very open for community discussions; values public education k-12.
county does not listen to it's citizens and instead seeks to impose the personal philosophies of its members onto the citizens, even when unconstitutional to do so.
County supervisors do not seem to support the public they seem distant from community and superior. School board discussion and decisions need to be based on greater public comment. Need to see more input.
Crappy government.
Crozet Gazette is very helpful.
Despite overwhelming opposition, school board ignored the facts and caved into the vocal minority and re-named cale elementary.
Development in the county need not be the same as in the city. The Neighborhood Model concepts do not work/are not appropriate for every development. I wish we had more political diversity in government.
Did not know some of the above options.
Dismayed by rapid growth.
DMV sucks! Some of the employee there even made fun of me because of my nationality and driving skill stereotype!
Do you make a newsletter? How can I get it?
Doing this survey made me sad for where we were and where we are now. We live in Cville/Alb Co & in SC. Folks in our business & local area are still normal but the PC "mob" and new residents have changed our area & NOT for good.
Don't break it!
Don't charge for water run off unless you going me for the runoff of the fire hydrant.
Don't make it worse!
Elderly worried about losing their home due to tax increase and increased valuation. County can confiscate home at any time by removing tax shelter such as land bank.
Everything is good - until you need help from some county agencies. Even when the county has made errors (zoning, cell towers,) there is little a resident can do to change decisions that profit big business or the county. The reason we live here is for nature, health, and the community. Many of the county's development decisions seem shortsighted and rarely take residents' health and well-being into account. I.e. cell towers on top of schools! Housing too close to industry. Biosolids on local farms.
Everything is so expensive in Albemarle county that you are putting lifetime members of the county out due to all of the 'inflation'.

18- Is there anything else you would like to share about your experiences living in Albemarle County?
Feel the County does excellent job providing our youth the opportunities to participate in league sports. Have 2 grandsons who live in C'ville and both are always on some sports team throughout the year. Fun for me & my wife as well!
First, this is NOT a 15 minute survey! The county has chosen to eliminate land use tax rates in many areas that are rural in nature. This will ultimately force land owners to sell and further encourage development.
focus on infrastructure, environment, and supporting the police. Minimize "problems" - this should be private sector.
For the first 25-28 years of living in this area, only in the last 3 years have I been seeing ambitious tree-planting programs along streets and major roadways. My thanks and appreciation to the person who took over that job (from the guy who only knew about cutting down).
Generally good - Only growth is way too fast.
Generally happy here. Rate of residential growth seems too high – Police department is undermanned and rush hour is ridiculous. Also, my experience dealing with department of community development [illegible] have been a single issue was very disappointing.
Generally, I like it. I have made some good friends. I love the trails and parks. And I love how easy it is to get to Charlottesville.
Glad to live here!
Great community overall for our family. Let's fund the schools for excellence and make sure we've focused on helping and supporting our lower income neighbors.
Great place overall! We just need to slow down with the break neck development and rethink the master plan. It is out of date. We cannot fall victim to greedy corporations who develop land, make it more challenging for existing residents, and don't even live in the county!
Great place to live but county government needs to be more proactive and prepared for business growth. Find a way to reduce taxes. There has been and is an ongoing change of staff and now staff members are not informed and do not understand the issues or how to direct someone in the right direction.
Great place to live in! Several improvements for instance better roads, new traffic solutions, all welcome! (ineligible)
Great place to live!
Great place to live!
Maintain focus on improving schools & education system
Great place to live.
Great place, but starting to turn into a combination of Northern VA and New Jersey.
Great place, people who live here know that!
There is not a need to promote Albemarle county as a "Top Ten" place to live
Growing out of control with developers wanting maximum density
Growing too fast– traffic and congestion (light pollution)
Have witnessed county government change from diverse and practical to an agenda-driven organization focused on "???" programs rather than basic services.
Having a love for all people, it has been frustrating to see an imbalance of attention paid to minority groups while large swaths of white, caring, Christian people are overlooked or dismissed.

18- Is there anything else you would like to share about your experiences living in Albemarle County?
Having lived in a place that had to undo a lot of bad decisions regarding land use and traffic, I know how hard it is. I have to trust that the AC leadership will do the best thing the first time. Living here has been a joy, but some key bad decisions can create a disastrous trajectory. There is a lot at stake
Having our family in Albemarle school they did well and played sports and both went to college and finished.
Housing costs are too high whether buying or renting.
Housing growth needs to slow/be paused until the county catches up with schools, roads, etc to accommodate these houses.
How about devoting a small amount of resources to sweeping broken glass from bike lanes? Do you think I have raised this issue enough times? (I bike 12 months a year & have not seen anything done for 4-6 months!)
I am a native, and lifelong resident. (Same house of record) except for military svc. (6 years) and a decade of work in Richmond. I love the county and feel privileged to live here! Keep up the good work! I am a beneficiary of the county's ACE program.
I am concerned about the lack of transparency on economic development issues. I do not like to see our forests cut down for more shopping centers and housing developments. The county should not encourage population growth.
I am involved in affordable housing efforts. I do not feel the county implements true affordable housing efforts with regard to builders and contractors.
I am involved in local government and other organizations where our primary residence is located. When we're here, I "vacation".
I am very comfortable and happy to live in the country like setting of Crozet
I am VERY concerned about transportation. Getting rid of bypass was the worst decision EVER made in this county. Huge mistake that will cost this county dearly! Revenue sharing agreement has to be dealt with and settled - killing taxpayers.
I appreciate all efforts to keep taxes and assessments from rising. Being retired and on a fixed income, this makes it increasingly hard to make ends meet. Thank you!
I do not espouse any policies that would make class divisions any more stark or combative than they already are. I am greatly concerned by the growing embrace of socialist policies and frameworks, and I fear that C'ville/Albemarle is vulnerable to the same. Such an embrace would definitely cause me to strongly consider relocating.
I don't feel it is a very inviting town. If you aren't a student at UVA or affiliated with UVA it's a hard place to live.
I don't feel my neighborhood homeowners have been protected by County government in the situation we have of poor storm water management - of which county is aware and they give the permits for more buildings to be added = more roofs and driveways and more storm water damage to our homes.
I drive an electric vehicle and have a residential 12 KW solar systems.
I enjoy it!
I feel that we are driven by everyone receives a trophy when that is not the case. 2nd Amendment Rights was basically stated and I feel that we were not even considered and it was a waste of time to speak out.
I feel there should be some better notification about "what are" the construction projects that are in progress. Better signage in these areas.
I find it alarming that the power that is in Albemarle County could be so pressured by political correctness that they would consider removing everything that indicates there was such a

18- Is there anything else you would like to share about your experiences living in Albemarle County?
thing as the Confederacy (illuminating history). And making changes in school names because the person the school was named for did not vote like they wanted him to.
I generally hear about meetings after the fact. I couldn't drive at night to meetings which is limiting.
I grew up in Alexandria, VA, near Mt. Vernon. When I moved here, I lived in C'ville because I did not want to see field and forest by my house turned into suburbs. I moved to Crozet 10 +years ago and I see that very thing happening weekly and traffic always getting worse. So I've been looking to move away. Progress does not equal better quality of life.
I had no idea when I moved to this sleepy little rural area 35+ yrs ago that it would turn into a money-grubbing
snobby conglomerate. I feel very fortunate that we bought 30 acres in the SW mountains that, at the time, was worth nothing. We carved out our little homestead on the side of a mountain and try very hard to avoid the nightmare of uncontrolled development with no regard to infrastructure. Spend a few days on 22/231---endless cars speeding with no traffic enforcement. And, by the way, I hear they're reaccessing again. They just did mine last year and it skyrocketed. Will that happen again???
I have been here about 5 1/2 months in a senior independent residence - I have not been involved in the community very much: only medical, theater and trader Joe, mall, and Barracks road.
I have been very concerned about the "political correctness" creeping into Albemarle County Schools since Matt Haas took over. Renaming of Cale is an example.
I have enjoyed living in Albemarle County. the increase in traffic congestion is the most problematic (sic) for me. However, affordable housing is a major problem for many. I am mostly concerned with our impact on the environment and civil justice especially for people of color. Plus affordable healthcare.
I have found that in recent years the BoS has become extremely biased unresponsive/unaware of the difference between rural and urban/suburban and "rules" by northern US situations, rather than by rural southern standards.
I have long been disappointed by the County's seeming inability to regulate/control development, especially as it affects view sheds. The rights of property owners are valued more highly than the rights of others living nearby or visiting.
I have not lived in the county long enough to make an intelligent answer to this question
I have spent most of my life in Charlottesville or Albemarle County. This is true for my entire family. We worry about the cost of living, road congestion the intersection at Hydraulic and Rt 29, and growth. We build houses in Albemarle Co but not roads. Also I am worried about online ratings for neighborhoods hurt my community. Greer does not rate well due to the test results. This hurts the resale of houses in my neighborhood. I don't think Greer is a bad school, but I do not have school age children. Even though ratings have flaws it is how people make decisions. I want to keep and protect the beautiful, unique quality of Albemarle County.
I keep subscribing to "A" Mail and it is unsubscribed without me doing it. Love unbiased, nonprofit local news sources, such as Charlottesville Tomorrow.
I know Scottsville is a town, but we still pay county taxes, and I do not feel that we get the benefit of these (illegible) taxes to the same extent as other areas of the county.
I like Albemarle County but don't want to see it become like Charlottesville. The two entities complement one and another. To remove that distinction would lessen both.
I like it fine!

18- Is there anything else you would like to share about your experiences living in Albemarle County?
I like living here but it has become too overpopulated with more and more housing and commercial space being built. I would prefer to limit that and keep the natural quality of the area. I like its being ruined and too expensive to live here.
I like living here. I have lived in several parts of the county, rural + suburban, over the past 50 years, as well as in the city. This metro area has grown in many ways in that time, and it has become a great place to live, to make it better, we need to look forward, not back!
I like living in Albemarle County but things are way too expensive.
I like living in Albemarle County, but since I live at Westminster C of B.R. most of my world is here on our campus. Thus, much of this survey is not relevant to my life. However, WCBR is a wonderful place in an excellent location.
I live in a rural area and neighbors in two homes have over 30 junk cars in the neighborhood. The view is unsightly and the driveway is torn apart. When the county was called, we were told "at least they aren't homeless". This was true when they have over 20 vicious dogs, some not on a leash. I do not believe we have the support of the County Officials in this regard.
I live in an apartment so my involvement in County affairs is less than one would expect for a homeowner.
I live in Millcreek South Community and love my neighborhood adjoining Biscuit Run. Great neighbors, friendly and many dog lovers. Actually they are very nice people there!
I live on the absolute edge of county line. Voting, some medical, minimal shopping & cultural events are the main activities for which I will drive 30-60 min.
I lived in Albemarle part of the time I attended UVA and retired here.
I love having diverse cultural events of which there is an abundance
I love it (heart sign). We need to take care of the homeless and environment.
I love it here but am concerned about the rapid growth and affordability.
I love it here, but the changes due to un-thought out, rampant development, are changing the character of this community, and not in a good way. High density housing, and low wage retail jobs will not help this community to grow. It will only continue the financial disparity that keeps people from affording to actually live here. If the goal is to make Charlottesville look and be as charmless and without character as NoVa, then it's well on the way...
I love living here, but worry about the aversion to business development (even though this is improving) which results in a greater burden to pay for county services being placed on the residents.
I love living here, just unhappy with all acceleration growth in all sectors in the past few years. Traffic at certain times of a day and on weekends is unreasonable. With accelerated population growth, it is no longer a pleasant experience going to the downtown mall. I do applaud all the natural habitats I have access to here - walking trails, parks, nearby access to Walnut Creek Park, etc.
I love living here. I do want us to (illegible) the rural values of the county. I worry about so many subdivisions with little or no attention paid to public transportation or bike lanes.
I love living in the county - I would like greater investment in parks (outdoor) and hiking trails
I love living in this county! It is a great location. I've had a desire to live in a bigger house and with more outside space, but the cost is so high. I don't want to move way out into lower cost property area or another county. I like the convenience of travel and quality of life I enjoy here. I fear younger individuals cannot afford to live in this area due to the high cost of housing.

18- Is there anything else you would like to share about your experiences living in Albemarle County?
I love this community. My husband's family has been here for generations and we very much appreciate the Land Use Agricultural tax break that's enabled me to stay here on the old farmstead for decades, and pass it on to our child someday. I also appreciate the excellent education our daughter got at Merriwether Lewis / Henley / WAHS, particularly supporting her learning (illegible) differences. She is thriving in college and will be successful in life thanks to those schools and teachers.
I love where I live. The management is very kind; people are nice; they take care of the tenants and the property. Clean; close to the mall, stores, bus line.
I loved the rural character of the Batesville and Crozet area. It is why I moved here. Development (type of) is ruining the rural environment.
I miss representative government.
I moved here 5 years ago after visiting my son and his family here for 15 years. I live on Pantops and am concerned about the rapid commercial development around me. Several new "medical" buildings are still empty - traffic into my subdivision will get much worse and mountain views are already blocked. Too many huge apartment complexes too close together with limited roads. I have concerns but unfortunately no solutions.
I notice a lot of attention paid to young female athletes a positive things.
I often don't know what's happening in the county. For major (illegible) issues, others have told me. I don't really know what the best way is to find out regularly what's going on here. I should find out. I do appreciate that someone is working for the county.
I once protested a late fee for not paying my Real Estate taxes. I have approximately \$4 million in assets, zero debt, never missed a federal, county, municipal tax payment in my almost 70 years. It was when you started the new processor. I showed the "director" my missing check in my check register to no avail. Rather than believe me/give me the benefit of the doubt, I was stonewalled. Nice touch. She is an idiot!
I own a home but property assessments and tax rates increase faster than wages. It is difficult to cover costs of home ownership and keep up with mortgage payments in addition to taxes and the cost of living.
I really love Alb. Co. and C'ville. Have traveled all over the world and would not want to live anywhere else. Pleas build an eastern and western by-pass.
I so value the accessibility to cultural events, public forums, UVA offerings, organizations, etc. I do have grave concerns that in keeping, by far, the majority of the county rural, we are overcrowding the urban areas to such a density that we're losing our quality of life. Can't there be a happy medium that, if we must have continued growth, we all take apart in dealing at housing, traffic, etc.?
I strongly support the county's strict zoning restrictions on commercial development in the rural areas. I have witnessed the disaster that results when counties do not have strong zoning regulations.
I think diversity is important, but qualifications for employment should be solely based on education and skills, NOT based on, or decided because of race, sex, etc. Too many jobs decided on b/c of diversity percentages instead of skill.
I think for a progressive community the Farmer's market could be better: year-round and covered. I have been on both sides of the market and have seen better facilities in many Virginia communities.
I think it is a great place to live. I worry about over development and a rise in the population. I believe the population and development have already made Albemarle less desirable than it was a decade ago. I would like to see the population go down.

I8- Is there anything else you would like to share about your experiences living in Albemarle County?
I think southern Albemarle is somewhat neglected compared to other areas.
I think that more minorities and low-income representatives would participate in local government if positions were paid. Right now only those with the luxury of free time (and the resources to pay others to cook, clean and care for children and elders) have the ability to participate in committees. There is not currently an even representation of our community amongst decision makers.
I think the abandoned building on the Downtown mall is an eye sore and with the homeless who are right outside of it makes tourists feel unsafe and it affects tourism.
I think the Albemarle County school board is way off track. The lack of discipline in schools and the way resources are allocated need work. I am a lifelong educator (private) and I worry about our schools.
I think the push for affordable housing is a step in the right direction, but I also think we need to look at rent cost across the board. I make too much money to live in low-income housing but I still struggle to pay my bills.
I think the small town feeling is gone. Growth too rapid and cost of living is ridiculous considering employment opportunities are scarce to provide affordability of living here.
I think there is a lot of value in collecting this sort of data-- but I would suggest finding ways to offer options to offer feedback to county leaders in a more routine way. I think 5th street station is the epitome of a negative impact on community and safety and wish there had been a better way to weigh in on this project.
I think this survey is a good idea and I hope it results in an improved response of the county government to the needs and wishes of its residents.
I try not to rely on word of mouth due to feelings that get placed into the message.
I was born here, returned 12 years ago. terrific place to grow up; then the government wasn't major employer and local government was (illegible word) (illegible word);
I was breed and raised here. However, it has become so liberal and confrontational. This area is no longer a place to raise a family. This area has no concept of a family defined by God.
I wish my area would quit growing. I used to live in country setting now there is too much development - too much traffic on 29 to handle
I would like to see more cooperation and sharing of services equitably between the city and the county. The County is richer and has lower taxes than the city, yet the County seems always to expect the City to share more of the burden.
I would like to see the county encourage and support rural community resources like the small rural schools and fire stations as important community institutions that add value and quality to rural areas. Albemarle has about 730 square miles, it is rural too, and rural needs are different than the development areas.
I would love to see more parks on the north side of the county and more opportunities for public involvement and volunteering. Also, more of a concentration on infill or filling vacant retail space rather than building new facilities (see: former Circuit City/Fresh Market development)
If the property tax is more transparent or clear between Charlottesville City and Albemarle County, that would be easier for me to deal with my car tax, otherwise I will still be confused a lot.
I'm very much enjoying life.
In 2017 we lived in the Sugar Hollow area, at the bottom of a steep mountainside. The area/property above us (200 acres) was clear cut, and soil erosion going into the stream that

18- Is there anything else you would like to share about your experiences living in Albemarle County?
had its source up there and flowed through our property was severe. There was no one in the county who was concerned or could help us. We had to go to a lawyer in Richmond who worked directly with the head of the DEQ to rectify the damage.
In general, I have had very good experiences living in the county (79-85, 06-present), but I work with a nonprofit that tries to prevent homelessness, and I see how hard it is to live here for a growing number of people who have to go elsewhere for affordable housing.
In regards to Question J3a: our community in rural northern Albemarle County, had to financial contribute in order to get fiber optic internet.
Increasing population will have a negative impact on all existing infrastructure (air quality, roads, trash and recycling capacity, etc.) as well as natural resources. Future growth needs to be restricted. Designated growth areas are logical but have not been adequately designed.
Instead of draining our savings with tax increases, it's beyond time you address the revenue "sharing" agreement with C'ville. Send no tax money getting (illegible) bhserive (illegible) lawyers to turn this over and get the \$400 million + dollars returned to us, plus lateness.
Is good
It hard to get help with rent or a voucher to lower your rent if you not making that much money. Waiting list is crazy.
It is basically quite it good place to live and does a lot of things right and well. Continued expansion and population. Growth will continue to decrease that quality, as they have in the last 10 years.
It is safe and lovely. I love it, though it is expensive.
It is such a beautiful area. I don't want to see it ruined by overdevelopment and lack of infrastructure.
It is unfortunate that our county's reputation was sullied by the white wing idiots who have to ??? here!
it really is a great place to live
It's a beautiful area. Let's not ruin it with low quality development.
It's a great place to live - still has a rural feel to it yet convenient to so many services. Excellent schools, great libraries, wonderful green spaces and parks, diverse and multicultural population.
It's a great place to live; obviously we have to grow but I hope we can manage that growth well.
It's a joy being here. The population is well educated and youthful/engaged.
It's a really great place to live.
It's a wonderful and beautiful county. The city of Charlottesville is pulling down our city and county all at the same time. It has changed drastically in the 59 years living here. Too many liberal ideas and acceptance of these ideas.
I've lived in Albemarle County only about 4 months, so my experience is limited, as is my knowledge of local issues. But I hope to get better!
Just because a few folks here have \$ the majority of people are not wealthy. It is hard for families to survive without major sacrifice somewhere.
Lack of broadband in rural areas make participation in many court (or county - illegible) affairs extremely difficult or nearly impossible, as one must go to a library and then only during working hours. High school homework is also virtually impossible without broadband.
Leave well enough alone! The reason people want to live here is because it is beautiful & full of culture. If you destroy that we have nothing! And we can never go back . Stop tearing up

I8- Is there anything else you would like to share about your experiences living in Albemarle County?
beautiful land and remodel or use vacant space such as Albemarle Square or K-Mart Plaza etc.!
Liberalism ruins nearly everything. When given enough time it may ruin Albemarle County.
Lifelong resident in rural area; went from about 8-10 houses on my road when I was a child to at least 60 now.
Lived here for 50 years. Life is too complex for nuances to be captured by a survey.
Living in a rural area in this county is akin to isolation. No internet; no regular police presence; no trash collection. I don't know of any services my household receives, yet we pay same taxes as more dense locations.
Living wages need to go up. Cost of living going up, but no pay going up.
Local community centers like YMCA are too expensive and ACAC are too expensive for disabled people. Many activities are too expensive for disabled people.
Love it!
Love it. Glad I moved years ago. Hope they stop changing it. Downtown mall is great. Need more recycling programs.
Love it. Keep up the good work.
Love living here and really respect the County leadership! Best local government experience I've ever had in my 50+ years. Thank you!
Love the fact that we can fox hunt.
Loved living here... don't like employment opportunities (too few)... would like to see more affordable housing... being a single income household hard.
Main concerns are growth, traffic, control by one party. 76 years old. Lived here my entire life.
Medical: Fewer primary care doctors - difficulty getting to see one - unacceptable wait time. Traffic: I'm in it daily do to work, so i really do know. Pollution: Air quality is poor and a reason to move. Groceries: High cost. Personal property tax: Too high. Development: Building has damaged this area. Plus to living here: UVA Medical Center.
More roads, more affordable housing/architecture review board needs to be fired.
more traffic circles/roundabouts!
Most media reports are after-the-fact-like on the NBC29 news. Beforehand notices would be much better - as far as news releases. Some means of communicating w/ county residents directly would be better- but I do not use facebook/twitter - and choose not to.
Moving out of county - taxes too high!
My experiences as an elderly, economically comfortable citizen are very positive. I realize, however, that it may not be so for those who are economically disadvantaged in the following ways: education, housing, transportation, courts. This is especially to for African Americans.
My footprint is small. I've lived here 4 years as a retired person (age 85.)
n/a
N/A
n/a
Need better street lighting, need better management at traffic lights in Charlottesville (too many/too close), need more police
Need more industrial job opportunities.
Need more police participation in traffic law enforcement. I have observed numerous instances where police cars/cruisers did not follow traffic law - i.e. not using their turn signals when turning onto a street. A bad example for the public.

I8- Is there anything else you would like to share about your experiences living in Albemarle County?
Needs more neighborhood / locality community. It's a big county; can't expect west end to identify with south end. Need dispersed community centers and ways to connect. Example: summer picnics on local village centers.
Never heard of "A-mail" and I've lived and worked here 23 years.
No
No
No
No
No
No
No
no comments
No high speed internet connection, cell phone coverage, or trash collection.
no idia
No opinion
No.
No.
None
Nope
Not a bad experience - just wish we had police officers that are more inclined to listen instead of judging
Not at this time
Not at this time.
not aware of such an e-newsletter
Not familiar with county "A-mail."
overall, a very nice place to live, but it needs to control growth & maintain open space better.
Old Trail is over developed and has ruined the landscape. Too many people "crammed" into an area. Not enough open space (excluding the golf course).
One party county government, especially now. Creates an atmosphere where the concerns of citizens not belonging to that party are at best, ignored, and, at worse, ridiculed.
Only resided here 7 months- so looking at everything with new eyes
Our community is comprised of landed gentry. "Old name families" neuvo riche and transient University families. The old guard maintains the system built on implicit bias and elite power structures while others come and go not knowing the true history of change resistance.
Our experience has generally been good except for pace of retail development, the wisdom of its placement and design and the provision for traffic it generates. the lack of good quality rental housing at affordable rates is a big issue.
Our family enjoys living in Albemarle (Crozet.), and out 2 daughters are enjoying their school experience. However, the real estate prices are too high, so we plan to move to an adjoining county in a few years to retire.
Our family has been here since 1700's.

I8- Is there anything else you would like to share about your experiences living in Albemarle County?
Our policy makers don't walk the talk. Affordable workforce housing needs to be close in, and on public transportation lines. But when proposed, the nimbys shout down informed policy makers. Then staff clutters up approval terms and cost exceed affordability.
Our representation is not responsive to emails and does not represent our internet.
Overall perception of quality of life in Albemarle County has decreased since the events of August 2017.
Overall, I think it is a great county, and I don't know if it is due to how big the county is, but the economic difference among residents is too big and I think it especially is a negative factor in public schools where children from different economic backgrounds may experience see such difference.
People are friendly and usually kind. We miss the ocean, but can't change that!
People move here in part for the Natural Beauty. It is a shame that it is turning into more & more buildings. Farm land lost is farm land lost forever. Try to keep us Green. Care more about the environment and climate change.
People move here to enjoy the beauty of the area. Much of that would be lost if development ruins the pastoral nature of this area.
People's salary too live in Albemarle county without stress need to make at least 15000 and over!!! Sad!!!
Perception - high R.E. taxes
Please assist in providing basic safety measures in elementary schools. Literally anyone can walk into the school. Listen to and accommodate school principles. Heed advice of the Principals, especially in the allocation of resources. Promote and enhance education.
Please stop building. Please get business in here. The shopping malls (Seminole, Alb. Square, Rio, Fashion Square) looks like a ghetto. It is embarrassing. I won't shop here at all.
Please, respect the constitution. We are central Virginia and respect the @a with 2a thier is no 1a.
Police in city and county failed to do their duty during Unite the Right, then stalked survivors the next year. So many domestic terrorists walking free, little prosecution - how can law enforcement look in the mirror? Trust irreparably broken.
population increase is a major concern. Roadways have not expanded to keep up with increased population and vehicle traffic. Schools are facing overcrowding due to increased population. it is becoming discouraging to travel around locally in Albemarle cty + Charlottesville.
Pothole- filled narrow roads with ever-increasing volumes of traffic, with an unchecked deer population make bicycling intolerable and driving hazardous. Tailgating on roads is way too common. The existing parks are great and maintained well.
preserve green space for our children and our future Have a more robust vision of the future. The county will suffer unless the future. The country will suffer unless climate change & natural Beauty is addressed.
Property taxes ate too high. You are not planning adequately for the increasing school pupil population in western Albemarle County. Too much government mandated crap teachers have to do.
Public agencies and government need to get past the 2017 Right to ? encounter. There is too much attention and time spent on it. Let's move on!
Quality of life is great. Economic growth is superb. However, housing and roads must be addressed before we become the same mess that northern VA is-- I left for those reasons exactly.

I8- Is there anything else you would like to share about your experiences living in Albemarle County?
Real estate tax rates increase during slower economic times but do not decrease when property values increase
Received a tax bill from 2017 for 6 months; called the county as to why I got that and was told that I probably shouldn't wish for it getting reviewed because I may have additional charges - never asked for it not to be paid, only why now and no interest. Rude. Still waiting for review and reasoning. It has been over one week.
Recently moved to the area so we are still getting acquainted w/government and media as well as community centers.
Regional cooperation exceedingly important. Engaging non-profit sector as well.
Relatively new to county, was more engaged w/city of Charlottesville local public affairs and community issues. County feels a lot bigger and less clear on what to engage on.
Rio/29 intersection has major improvement - please accelerate doing the same for Hydraulic/29. Improve pedestrian crossing on US 29 and US 250. A lot of people are taking chances crossing outside intersections. The Seminole square, Albemarle square, Fashion Square center are decrepit wastelands and in need of public/private partnerships to develop and improve them.
Rude office staff in tax office. Readjustment of taxes was unaware of. Massive fine. Unable to talk to manager. Always have paid every bill for past 4 years on record. Enough to make me look to move in next year or so.
Seems like a nice place, I just distrust the government in general.
Seems to be too much emphasis on wineries and breweries. Would enjoy having more diversity in terms of entertainment.
Set up a "push" email site to get county info to those with email as most forget to regularly check a website.
Slow growth! Losing natural areas
So far it has been wonderful.
So far, it is a very pleasant place to live.
Social inequality is increasing here and it is becoming impossible for people to live near their work addresses. This isn't just a social issue but also an environmental issue.
Some of my answers relate to my age, 88 yrs. and the changes, or lack of, I have seen in the 53 yrs. I have lived here. There is a great need for affordable housing and improving the quality of life for middle-income citizens.
Suggest better advertising of Crozet Connect. Also advertise Govt. and community meeting and issues in Regular section of Daily Progress and Crozet's Gazette and C'ville Weekly
Surprised that head staff have more "power than elected officials
take care of everyone not just one group- listen to everyone not just one group
Tax assessment adjustments seem to be imposed unfairly. residence in the more expensive neighborhoods always get a higher increase.
Taxes (property) rate is disproportionately high compared to surrounding counties. High sales tax in C'ville restaurants significantly reduces our use of them. Small business taxes are burdensome and discourage growth
Taxes are too high
Taxes on property are getting too high and going up too fast due to rate increases and assessments of property value.
Taxes too high for an 80 year old on a fixed income and they keep going up.

I8- Is there anything else you would like to share about your experiences living in Albemarle County?
Thank you for the research and giving citizens opportunities to engage with their local government!
The Board of Supervisors are not interested in opinions that opposed their own. They, like many urban residents, are completely out of touch with the rural population.
The cost of preschool is exorbitant! Private preschool is the only option and a full week program annually cost at least \$10,000 = for preschool!?! and Virginia 529 funds cannot be used to pay for preschool!
The Council is turning us into San Francisco. At least, that's how our friends in neighboring counties refer to Albemarle . It's awful.
The county is beautiful and I generally really enjoy living here. I just wish the local government were more focused on helping all residents (especially low-income) access services rather than developing endless "luxury" apartment communities and retail areas, and on sustainable, environmentally friendly practices.
The County made decisions about such things as Airbnb without considering the community input. I know there were meetings but none of the community input was considered. It was just a listening forum but no consideration to the residents knowledge, needs, views, etc. I believe it was decided by the county only.
The county needs to annex the city of cville. Jobs, development, housing, police, fire, schools, etc.. are all intertwined. The city is being run by idiots and one-issue activists take it over or wall it off.
The county needs to look at the big picture. Areas are being developed too fast without overall thought to impact and cannot exclude the city and surrounding area in that planning. The I-64/250/29 corridor is in crisis and will only get worse if something is not done.
The county puts up obstacles for people who want to work from home. for example, sell online, etc.
The county should support marijuana legalization in the state.
The county website is not easy to navigate-keep it simple! I'm interested in helping with election day activities and had to read and redirect several times before getting where I needed to be.
The courtesy and helpfulness I have experienced in every interaction with county employees has been a refreshing change from the sullen and obstructive attitudes I was accustomed to in the county I moved from.
The crime has gotten worse the government is too far left. too many store closings traffic is worse. Please don't pretend you have done wonderful job running our county.
The deer and geese and barking dogs are problems.
The extremely wealthy people are extremely snobbish, drive dangerously, and do not care about their less affluent neighbors.
The government is generally very responsive and encourages participation. There does need to be more senior housing and affordable housing - basing it on media income doesn't work here because some people make so much money. I do see that the county is trying to address this.
The kindness of strangers. In late 2018 I became disabled and now reliant on portable oxygen 24/7. So in public I am always hooked to a cylinder of O2 and must stop to rest often to calm my heart stress. Nearly always someone will approach me to ask If I need help. These angels are a cross section, the community - young, middle aged, old, all races and language backgrounds. It has been incredible. If I must be disabled, then I'd rather be in cville and alb. county than anywhere else on the planet. Thank you Virginia!

18- Is there anything else you would like to share about your experiences living in Albemarle County?
The lack of broadband is a crisis. Under served children cannot compete in the classroom. Fiber will never get to all the rural homes. We need more cell towers and policies that encourage 5G so that all County residents can access broadband.
The most beautiful place in the world - perfect weather and blue sky days. 4 equal seasons (illegible). Close to ocean and mountains and good airports.
The phone service & lack of internet for everyone.
The repair work on Earlysville Road were well below average. Earlysville Road should have lights. More could be done to entice local business to Earlysville.
The website is not an user-friendly tool.
There are too many local government employees and others of the south who fit the northern stereotypes associated with the lost civil war, racism, stupidity, etc...
There are too many new developments, businesses and people that have come here for lifetime residence to feel comfortable here anymore. STOP
There is a great need to better regulate gun ownership and use in Albemarle County - and to better control hunting/shooting in semi rural areas of the county
There is a lack of understanding and appreciation for how land use tax exemption and tax assessment affects rural landowners who live on their land. Property values can decline while tax increases. Not fair or reasonable.
There is not a decent newspaper in Charlottesville and I don't watch television. Where would I access county information? I don't have unlimited time to meander through the website
There is too much building killing the wildlife, no where for them. Live here for the mountains/wildlife not building, subdivision. Leave the mountains, woods alone.
There needs to be a traffic light where Putt Putt Road meets Rio Road.
There should be a tax relief for older retired home owners. When it takes more than one month for my social security income to pay for one year of my real estates tax. That is very sad
There should be better tax credits for solar/geothermal energy, maintaining forested property. Preserving wetlands and waterways, and incentives for green roofs. All new developments should have to have a low environmental footprint and comply with energy efficiency standards and not be allowed to clear so many trees.
There's a large disparity in school quality. Walton needs a lot of help. Cale is the rich parent's school.
<p>These are my top 3 Albemarle County Issues that I am concerned about:</p> <p>1) Infrastructure and maintenance have not kept up with growth</p> <p>-All of the new housing developments cost our community tax dollars to provide necessary infrastructure and community services like water/sewer, roads, schools, emergency services. Schools are overcrowded and most rely on mobile classrooms (though a couple of the rural elementary schools have declining enrollment). Roads are not maintained or improved to support new growth. My road has never been resurfaced and dodging potholes is a challenge</p> <p>2) Faltering retail space</p> <p>-The occupancy rate of commercial retail space in the county is declining. The older shopping centers are mostly vacant and the newer shopper centers can't retain business.</p>

I8- Is there anything else you would like to share about your experiences living in Albemarle County?
3) Lack of open spaces, preservation of farmland and natural areas -New developments are popping up everywhere but they don't seem to be preserving any open space. We need to preserve our natural spaces and farmland. Wildlife and native plants need to be preserved. As well as being the right and responsible thing to do, preserving natural areas and farmland is cost effective. They don't require the infrastructure that developed areas require.
This is a fantastic place to live. My main concern is the pace of growth, especially in the western part of the county. Infrastructure and schools are not keeping pace.
This is a formidable questionnaire. There should have been some compensation (this is a comment from someone who conducted surveys (nationally).
More park and ride lots (5th St. Extended)
Encourage programs to encourage carpool, rideshare, public transportation
This is a great place don't mess it up.
This is an opulent area. People speak continually about need to take care of more affordable housing needs. That is important. But we also need to take care of places for homeless people - right now churches do it. Haven is only daytime.
This is our 2nd property we've owned in Alb. Co. as well as a business - for the most part it has been very enjoyable over the last 56 years.
This was once a nice place to live when there were fewer people and less government.
To many people and cars
Too higher taxes for services received in rural areas!!!
Too liberal
Too many people still have poor internet access.
Too much development on Rte 29 Need to do something about vacant retail buildings Need to improve appearance of Rt 29 retail corridor Deal with traffic congestion in Pantops (Rte 250) Improve bike paths & access
Too spartan in 1993. Reached its zenith around 2010. In decline since then.
Traffic
Traffic congestion for a commuter is terrible on the 250 East & West routes.
Traffic on 250 between Crozet and Charlottesville needs help between 07:30-08:30 (AM) and 5:00-6:00 (PM). Thank you.
Traffic police must not be allowed to trap drivers, e.g. bottom of hills, at edge of changing speed limits. Fairness and neighborliness should always apply - "snapshots" often are not indicative of a driver's overall driving practices!

18- Is there anything else you would like to share about your experiences living in Albemarle County?
Traffic to Pantops is a mess, before adding more development there, another bridge must be added, probably north of 250.
Probably should have made Warner Parkway 4 lanes.
Two big issues for people along garth/free union road corridor 1. Constant (100 truckloads/day) hauling of dirt to hidden fox farm. 2. Daily timbering leaving beautiful mountains looking scrapped and scarred, should be a county policy!
Up to this point, it has been easy to go to C'ville and equally easy to get out into the country side. I hope I can do so in the future without too much traffic/
Urban/suburban sprawl is a major danger in this county
Verizon Territory dispute are causing a major disruption when providing rural communities with internet connections.
Very blessed
Very impressive condition of roads. High degree of beauty and quiet in many neighborhoods. Friendly and considerate people. Generally safe drivers.
Very nice community for retired people
very welcoming, many choices, easy to get around
Was a nice place when I moved here ow it is changed so much I think W. Va. is more appealing. main street was quaint - now it is just more like NYC high rise block after block - just another crowded city moving out to suburbia. Shame.
We are excited to have moved here! The school quality + lower cost of living + interesting college community were major positive influences.
We are so fortunate to live in such a wonderful area with all of the cultural, educational & medical offerings at our fingertips.
We built our home in 2018, and hope to enjoy it for a long time. Recent action by our local officials make me wonder if we made a mistake at times. I don't expect to interact with my local government much, but increasing taxes and erosion of individual freedoms are at the top of the list of reasons we may eventually leave this county.
We enjoy living in Albemarle but the cost of living is increasing too much for current jobs. We hope to return one day.
We have a tough job to balance growth with services.
-Appreciate Crozet Connect- Need more!
-Traffic into city (UVA) is terrible at rush hour.
-Try to add more affordable housing.
We have a young daughter with disabilities, which has given me a greater understanding of the need for accessible spaces in our community, like handicapped parking spaces, but also doors that are easier to open, aisles that can be navigated by a wheelchair, curbs that aren't blocked by obstacles, and sidewalks that don't have big holes or height gaps in between sections.
We have beauty which God provided. We have too many traffic lights. 29 North is a disaster in this regard and our only way to travel to DC and Maryland. We need a new road without having to stop at every podunk town even in the middle of the night. Traffic light at boars head set off by car making a right stops 250 traffic. Traffic lights at hollymead where all of 29 stops

18- Is there anything else you would like to share about your experiences living in Albemarle County?
for one car, feed them through another major road. Traffic lights at Ivy nursery and other places where there is nothing on other side!
We have enjoyed living in the county for almost 10 years. There has been much change and while we hope the county takes steps towards addressing traffic and land development issues, it continues to be a place we highly recommend.
We have really enjoyed living here
We live in a beautiful area and would prefer that our tax dollars not be used as income redistribution to pay for low-income housing for individuals who do not want to work.
We live in Loftlands Glen in Earlysville. I have enjoyed every single day I lived here. The beauty of our surroundings and the peace and quiet are my daily joy. i am very thankful to be able to live here.
We live in the Scottsville District. I believe none of our supervisors in the past 20 years (including current supervisor) even know where we are or who we are.
We need small inexpensive homes to be built. We need a Lake Monticello in Albemarle. We have plenty of McMansions already. And we need industrial development. Retail=dead in 2030.
We need to use current business buildings that are up for lease rather than tearing down trees or tearing up land to build new ones.
We overall love living here - we rent & know that owning a home is probably not feasible. Do not want a townhouse. Want regular single family homes on small lots to increase housing stock & drive down prices. Land policies in the country restricting subdividing land is exclusionary & keeps the county white & wealthy.
We really like living in this area.
We are very aware of our good fortune and ease of living.
We recently dealt with a neighbor who was obviously breaking county code by having a business on their property. Working with zoning department was a nightmare and we had no resolution after 9 months. Our property was vandalized and only after [name redacted] got involved, at our request, was action taken. It was very frustrating and requests for a meeting with the zoning department and a FOIA request were ignored! Totally unbelievable and a trust in your local government destroyed. Also, today there is another business (auto repair) being run in our neighborhood and as much as I'd like to call zoning, I am hesitant because of such poor experience.
We still can find "country" in Albemarle; We still can find room for wildlife.
Worried about surge in development.
We travel and when someone would ask where we are from, we would answer Charlottesville. However, we now answer Albemarle County because of all of the very bad publicity of the Charlottesville image due to the disfunctional Charlottesville government with their radical agenda.
We treasure our community and Charlottesville and try to stay involved for everyone's sake and sake of future. Traffic calming and managing seems imperative to help preserve our polite and careful (generally) drivers. We appreciate the services employees (from the Board of Supervisors and down) offer and their efforts to keep the best of the area. UVA also tremendously enriches our area.
We used to have a small business, but Albemarle county taxed us out of business. That year, our county business tax was higher than our total annual business income, Business taxes are not based upon business income.

I8- Is there anything else you would like to share about your experiences living in Albemarle County?
When I retire in 2 years, moving out of the County!
Too much growth in Crozet and no road improvements.
And taxes are too high!
Why is so much tax revenue still given to city of Charlottesville? Why doesn't that share agreement end?
Wonderful county. Wish we had less empty buildings. Fill existing buildings! Want a comprehensive high school in the North. have 4 elementary schools per junior high and a junior high per high school!
Wonderful place to raise children, largely.
Wonderful place to work and raise children. School teachers do a great job and environment is safe and healthy. Please let's not ruin the area for profit motives.
Wonderful school system
Would like e-mail/text notifications of county government activities, events, services.
Would like to see increased accessibility to walk to schools - specifically Cale elementary. We would greatly benefit from a cross walk.
would love to see the traffic situation on Hwy 250 east of Charlottesville addressed
Would prefer Board of Supervisor members who seem less in the pockets of developers.
Yes. Polo Grounds Road is over-used and the railroad tunnel is dangerous and not well maintained. Allowing the MAJOR development at Polo Grounds and 29 was a mistake - it is too large and will create issues on Polo Grounds Rd.
Zoning issues * too ambiguous! More attention to supporting needs of small business locations. More affordable to give them a leg up.

J4_Other- Where do you typically access the Internet? Select all that apply. - Other (please specify) - Text
Airport
BANK, GROCERY STORE
boyfriend's house in Nelson
Breweries
Car
car (for music, GPS but that is through my cell phone's carrier's connection & data plan).
Car/wherever
cellphone ever so often
Church
friends' homes
grocery stores
Gym & clubs
I use my phone's hotspot
In Charlottesville, on phone
in my car
Monticello
my phone has a hot spot
neighbors wifi
on my smartphone
other retail locations
out of town
parking lots in town
phone hot spot
Retail, medical offices
Smart Phone
Stores
Stores, gym
where I have cell coverage
With cell service phone

J5_Other- Do you own or do you rent your current home? - Other (please specify) – Text
CCRC – WCBR
Colonnades
Colonnades - I. L.
family member owns
I live in a retirement community and pay a monthly fee.
I rent in a senior resident
Live in a CCRC
live with parents
live with relatives
Our Lady of peace retirement home
own mobile home (trailer park)
Owned by resident in the home, not myself
Rent and own a house
retirement home
Senior Living
Trust
WCBR Resident

J7_Other- Which of the following best describes you? - Other (specify) - Text
commercial Real Estate & rentals, farming
Doing what I want at home.
Variable

J7a_Other- Where is your primary place of employment located? Other - Text
Augusta
Augusta (Waynesboro)
Augusta --> Stanton City
Augusta County
Augusta County
Augusta County
Bethesda MD
Buckingham County
Campbell County
City of Harrisonburg
Company based in Fairfax / DC - I work from home and take the train up periodically - love Amtrak!
Consult - East half of USA
Culpeper Co.
Culpeper County
D.C.
DC
Fairfax County – Telework
Harrisonburg, VA
Headquarters Atlanta
Henrico County
Herndon, VA
Home office for company in Augusta - travel to 1x per week
I work remotely
Kentucky
Loudoun County
Lynchburg
Madison
Madison
Massachusetts (remote)
New York City
Orange
Orange
Orange
Orange County
Orange County
Orange County
Orange County
Orange County - James Madison's "Montpelier".
Orange County - town of Gordonsville
Orange/Culpepper counties (Wife = Charlottesville)

J7a_Other- Where is your primary place of employment located? Other - Text
Out of town
Regional / home-based (company HQ in North Carolina)
Richmond
Richmond, VA
Richmond, VA & Nashville, TN
Richmond, Va. HQ
Roanoke / Salem
Rockingham county
sell writing
Staunton
Telecommute
Telecommute
Thru out the state of Virginia, home office in Baltimore.
UVA
Virginia Beach
Washington D.C but I work from home most of the time
Washington, CD (work from home)
Washington, DC
Waynesboro
Waynesboro
Waynesboro, VA
WFH, office is in NC
Work from home often for NC based Co.
Work remote - fly through CHO.
work remotely for an out-of-state company
Work remotely for major corporation

J7a_NotSure- Where is your primary place of employment located? - Not sure - Text
work from home
UVA
Actually at the University which is not in the city (of Charlottesville).
Traveling sales covering Harrisonburg to Fredericksburg
Office is in Washington DC but work home 80% of time
[address redacted]
Semi-retired, consultant
UVA

J10_Other- With which race(s) do you identify? Select all that apply. - Category not listed (Please describe): - Text
European American
German/Mexican
Hispanic
Hispanic-Latina
Mediterranean American
Mexican-American
Middle Eastern
Mixed
mixed
multi-racial
White hispanic

Appendix G:

Non-probability Open-ended Responses

The open-ended responses have had identifying information redacted to protect the privacy of respondents. Otherwise, responses have been left untouched, with the respondent's original spelling, grammar, capitalization, and spacing retained.

B1a_Town_City_County- Where did you last live before you moved to Albemarle County? <i>If within the United States-</i> TOWN/CITY/COUNTY	Frequency
Alachua	1
Alexandria	16
Alexandria Bay- Jefferson County	1
Allentown	1
Alliance	1
Alpharetta	1
Amherst	1
Anchorage	1
Ann Arbor	2
Annandale	2
Arlington	14
Arnold	1
Ashburn	1
Atlanta	7
Augusta	3
Austin	1
Avon	1
Bainbridge	1
Baltimore	3
Bandon	1
Barboursville	2
Baton Rouge	1
Bedford	2
Belmont	4
Bergen County	1
Bethesda	2
Bin Air	1
Birmingham	2
Black Mountain	2
Blacksburg	7
Bloomfield Hills	1
Boca Raton	1
Bon Air	1
Boston	2
Boulder	2
Bozeman	1
Branford	1
Brattleboro	2
Bridgeville	1

B1a_Town_City_County- Where did you last live before you moved to Albemarle County? <i>If within the United States-</i> TOWN/CITY/COUNTY	Frequency
Bronxville	1
Broward	1
Buckingham	1
Bucks County	2
Buffalo	2
Burke	3
Caldwell	1
Canton	1
Cape Coral	1
Cape Girardeau	1
Caracas	1
Carlisle	1
Carol Stream / IL / Dupage	1
Cary	1
Castro Valley	1
Cazenovia	2
Ceiba	1
Celebration	1
Centreville	2
Champaign	1
Chapel Hill	2
Charleston	5
Charlotte	1
Charlottesville	88
Chatham	1
Chesapeake	3
Chester	1
Chesterfield	4
Chicago	4
Christiansburg	2
Cincinnati	1
Clarksville	1
Clear Brook	1
Cleveland	1
Clifton	2
Clifton Park	1
Clinton	1
Clovis	1
Cobb County	1
Columbia	3

B1a_Town_City_County- Where did you last live before you moved to Albemarle County? <i>If within the United States-</i> TOWN/CITY/COUNTY	Frequency
Concord	1
Covington	1
Culpeper	4
Cumberland	2
Dale City	2
Dallas	2
Danville	3
Davie	1
Dayton	2
Delaware	1
Denver	3
Des Moines	1
Detroit	3
Devon	1
Dublin	1
Dupage	1
Durham	3
Erie	1
Evans	1
Fairbanks	1
Fairfax	30
Fairfield	1
Fairport	1
Falls Church	5
Farmville	1
Fauquier County	1
Fishersville	1
Flemington/Hunterdon	1
Fluvanna	11
Foothill Ranch	1
Forsyth	1
Fort Collins	1
Franconia	1
Franklin County	1
Frederick County	1
Fredericksburg	3
Fremont	1
Gaffney	1
Gaithersburg	1
Gambrills	1

B1a_Town_City_County- Where did you last live before you moved to Albemarle County? <i>If within the United States-</i> TOWN/CITY/COUNTY	Frequency
Glastonbury	1
Glen Allen	1
Glen Cove	1
Glen Rock/Bergen	1
Gloucester	1
Gordonsville	1
Grand Forks	1
Great Falls	8
Greenbrier County	1
Greene	6
Greenwich	1
Hammondsport	1
Hampton	1
Hanover County	1
Harris County	1
Harrisonburg	3
Havertown	1
Henrico	2
Henry	1
Herndon	2
Herndon/Fairfax	2
Highland Park	1
Highlands	1
Honolulu	1
Hopatcong	1
Houston	3
Huntsville	1
Hyde Park/Dutchess County	1
Independence	1
Indianapolis	2
Issaquah	1
Jacksonville	1
Jamestown	1
Jessup, Anne Arundel county	1
Johnson City	2
Jupiter	1
Kennet Square	1
Kensington	1
Keystone Heights	1
Killington	1

B1a_Town_City_County- Where did you last live before you moved to Albemarle County? <i>If within the United States-</i> TOWN/CITY/COUNTY	Frequency
King George	2
Kingston	1
Ladd	1
Laguna Beach	1
Lake Ridge	2
Lansing	1
Las Vegas	1
Laurel	1
Leesburg	2
Leland	1
Leominster	1
Levittown	1
Lewisburg	1
Lexington	2
Libertyville	1
Litchfield	1
Locust Valley, Nassau County	1
Lorton	2
Los Angeles	4
Lothian	1
Loudoun County	1
Louisa	6
Luray	1
Lusby	1
Lynchburg	3
Macungie	1
Madison	3
Mahwah	1
Malvern	1
Manakin Sabot	1
Manassas	3
Marlinton/Pocahontas Co.	1
McLean	6
Mechanicsville	1
Memphis	3
Menlo Park	1
Miami	2
Middlesex County	1
Middletown	1
Midland	1

B1a_Town_City_County- Where did you last live before you moved to Albemarle County? <i>If within the United States-</i> TOWN/CITY/COUNTY	Frequency
Midlothian	1
Mill Valley	1
Millersville	1
Milwaukee	1
Monroe	1
Montclair	1
Montgomery	1
Moraga	1
Morris County	1
Mt. Airy Carroll	1
Murfreesboro/Rutherford	1
N Chesterfield	1
N. Bethesda	1
Nashville	2
Nashville, Davidson County	1
Nasperville	1
Nellysford	2
Nelson	7
New Castle	1
New Kensington	1
New Orleans	1
New Providence	1
New York City	9
Newport News	1
Newton	1
Newtown	2
Norfolk	7
North Potomac	2
Northern Virginia	2
Norwich	1
Oak Ridge	3
Ocala	1
Old Town Alexandria	1
Olympia	1
Ontario	1
Orange	7
Orlando	1
Oxford	3
Pacific Palisades California	1
Page County	1

B1a_Town_City_County- Where did you last live before you moved to Albemarle County? <i>If within the United States-</i> TOWN/CITY/COUNTY	Frequency
Palm Beach	1
Palmyra	2
Palo Alto	1
Parker	2
Pasadena	1
Perth	1
Philadelphia	3
Phnom Penh	1
Phoenix	1
Pikesville	1
Pitkin County	1
Pittsburgh	5
Pittsfield	1
Pocahontas	1
Port Washington	2
Portsmouth	1
Prince Edward	1
Prince William	3
Princeton	1
Pulaski	1
Putnam County	1
Radford	2
Raleigh	4
Redlands	1
Reston	2
Richmond	13
Ridgewood	1
Roanoke	6
Rockbridge County	1
Rockland	1
Rockville	2
Rocky Point	1
Rolla	1
Roseville	1
Ruckersville	7
Salem	1
Salisbury	1
San Diego	2
San Francisco	2
San Marcos/San Diego	1

B1a_Town_City_County- Where did you last live before you moved to Albemarle County? <i>If within the United States-</i> TOWN/CITY/COUNTY	Frequency
San Pedro	1
Santa fe	1
Santa Rosa	1
Sarasota	2
Savannah	1
Sayville	1
Schweinfurt	1
Seattle	2
Selden	1
Severn	2
Sierra vista	1
Silver Spring	2
Solomons	1
South Barrington	1
Spokane	1
Spotsylvania	1
Springfield	2
St Louis	1
St. Charles	2
Stafford	2
Stamford	1
Stanardsville	1
State College	1
Staunton	1
Stavanger	1
Stony Brook	2
Storrs	1
Strasburg	1
Suburban Phila.	1
Surry	1
Swansea	1
Tallahassee	1
Tampa	2
Thomas Mills, Somerset	1
Thurmont	1
Toledo	1
Tolland	1
Toronto	1
Torrance	1
Troy	2

B1a_Town_City_County- Where did you last live before you moved to Albemarle County? <i>If within the United States-</i> TOWN/CITY/COUNTY	Frequency
Tulsa	1
Tuscaloosa	1
Tustin	1
Union	2
Upper Saddle River	1
Urbana	1
Vacaville	1
Valparaiso/Porter co	1
Vernon Hills	1
Vienna	1
Virginia Beach	9
Wake County	1
Wakefield	1
Walkersville	1
Warren	1
Washington	9
Watsonville	1
Waukegan	1
Waynesboro	8
Weehawken	2
Weems/Lancaster Co	1
Wellesley	1
West Brattleboro	1
West Haven	1
West Palm Beach	1
West Point	1
West Windsor	1
Westchester	2
Weston	1
Westport	2
Wiesbaden	1
Williamsburg	4
Wilmington	1
Winchester	3
Winnetka	1
Winston Salem	1
Woodberry Forest	1
Woodbridge	1
Zion Crossroads	2
Total	753

B1a_State- Where did you last live before you moved to Albemarle County? <i>If within the United States-</i> STATE	Frequency
Alabama	4
Alaska	2
Arizona	2
California	29
Colorado	10
Connecticut	14
Delaware	4
District of Columbia	9
Florida	20
Georgia	12
Hawaii	1
Illinois	17
Indiana	4
Iowa	1
Louisiana	3
Maryland	34
Massachusetts	12
Michigan	7
Missouri	5
Montana	1
Nebraska	1
Nevada	1
New Hampshire	1
New Jersey	17
New Mexico	1
New York	37
North Carolina	20
North Dakota	1
Ohio	14
Oklahoma	1
Oregon	1
Pennsylvania	27
Rhode Island	1
South Carolina	7
Tennessee	13
Texas	12
Vermont	7
Virginia	391
Washington	6
West Virginia	7
Wisconsin	7

B1a_OutsideUSCountry- Where did you last live before you moved to Albemarle County?
If outside of the United States- COUNTRY

Algeria

Australia

Australia

Bangladesh

Cambodia

Canada

Canada

England

England

Germany

Germany

Germany

Germany

Japan

Norway

Norway

Singapore

United Kingdom

Venezuela

West Germany

B3_Other- How would you characterize the area in which you currently live? - Other (specify) – Text
[profanity redacted]
Country Club Neighborhood
Crowded
Exurban
farm area
gated community
Golf community
It was rural before Dudley mtn was stripped of years and massively overdeveloped
Ivy is suburban and rural
Keswick
Large town
Mountain
neighborhood on private road
not sure
Once country like now incredibly overcrowded
Planned community
Rural
Rural
Rural
Rural
Rural
Rural
Rural
Rural
rural small neighborhood
Subdivision
transitional between suburb and country
Urban ring
Urban ring and rural

B31_alt1- In which part of Albemarle do you live? As an alternative to the map, please provide the name of your neighborhood, community, subdivision, or apartment complex in which your residence is located. (open source web)

Charlottesville

Rugby Hills

B7- In the space below, please elaborate on why you think the quality of life in Albemarle County will improve, get worse, or stay the same.
(1) More people; (2) divisive environment related to race and income.
1 - There is far too much construction for new commercial and residential development.
2 - Traffic is enormously dangerous and getting worse. Route 29 is the stuff of nightmares - for drivers, as well as pedestrians.
3 - The cost of living is ridiculous. 15% set aside for "affordable" housing for new residential rentals is not nearly enough. Rents are skyrocketing - Income levels are not. Low or even middle income families are being pushed out of Albemarle.
4 - The County is not increasing Green Space.
5 - Public transportation needs to be expanded, tremendously.
6 - In urban areas, there is a lack of "community".
1. The Rio/29 area will be developed into a really attractive place to live.
2. We will have more multi-use trails.
5 years goes by fast
5 years isn't that long. Things will likely stay the same but growth with outpace improvements in the near term
A lack of interest in improving or WiFi g route 250 to allow for better commute and ease the growth situation
Access to better health care
Access to broadband internet remains poor, with little prospect for improvement in Advance Mills area. Lack of development/restaurant options north of Hollymeade. However, we continue to appreciate the rural environment with relatively easy access to downtown.
Albemarle and Charlottesville continue to grow and local governments seem more than willing to approve more and more housing developments but unwilling to improve infrastructure at all. Traffic is already horrible and will only get worse. Likewise, there are only TWO ways to cross the Rivanna River - on I-64 or over the Pantops bridge. What happens when there's an emergency situation and there is no way to evacuate the area? Local government seems very shortsighted in providing a productive area to live in.
Albemarle County doesn't care about their residents anymore. They want to give one way, but take away from other residents to do it.
Albemarle County runs on the good ol' boy system where rich white men are actually the mind set of power structure, benign liberals, but completely hierarchical. We are 30 years behind learning to include the majority of our citizens in our decision making. We rarely include them in the room when decisions are made that directly affect them. We don't even know what their voices sound like.
Albemarle does not plan infrastructure before allowing development. In our area. There are several apartment units and housing developments that have been approved and more to come without plans for improved roads, bike lanes, and bus routes. Plus, bike lanes are often unsafe because they are full of debris. The county does not clean bike lanes. Bike lanes also end abruptly with no "share the road" signs. There is no way to get from the John Warner Parkway to Penn Park by bike and it is difficult to turn toward Penn Park from the intersection

B7- In the space below, please elaborate on why you think the quality of life in Albemarle County will improve, get worse, or stay the same.
of Rio and the Rio/John Warner Parkway intersection. These are just two problems of not connecting bike lanes.
Albemarle doesn't offer many services to NE Albemarle. Never see police. No trash service, internet and VDOT doesn't service our state road. We disconnected our Verizon landline because the quality was so poor. I don't see these issues improving. It seems most resources are directed to western Albemarle or the 29 corridor.
Albemarle has better schools than surrounding counties like Greene, Fluvanna, etc. I don't think that will change due to lower property taxes in the surrounding counties. That said, Albemarle has a really high cost of living, which I don't think will change either due to its appeal. But overall, it is a good place to live, relatively safe, convenient to bigger cities and small towns alike - none of those things are changing much, so I think the overall quality of life will remain the same.
Albemarle is very slow to make any changes. There are growing needs in the county, particularly around affordable housing that are not being met and there is no sign that they will be met anytime soon. Poverty is a real problem as well. Many people are living paycheck to paycheck and if anything unexpected happens, they face potential eviction and homelessness.
Albemarle to me has declined in the last five or so years and continues to do so. It seems to be divided between rich and poor, education, and race.
All Democrats elected to Board of Supervisors which means MORE taxes, MORE regulation, and LESS liberty on personal property.
An increase in left / liberal government policies will have a negative impact on taxes, quality of life, population density and other factors.
Anyone who has lived here for a long time will tell you it's no where near as good as it was 30 years ago. ALBEMARLE is becoming Charlottesville we have lost our identity to outsiders
Area is not progressive and likes status quo
As a conservative, I am ostracized by women.
As an Albemarle County native, married to an Albemarle County native, with generations upon generations of family here, I used to love Albemarle like it was family itself. A place I could NEVER leave. Within the past 10 years this place has crushed my heart. So many people moved here because of they LIKED THE IDEA of the small, quaint, historic town. With it's rural beauty, undisturbed raw land, farms with livestock. Now those of us who truly DO/DID LOVE OUR SMALL TOWN are alienated, living in foreign place. So now Albemarle is "URBAN"??? Trading the natural beauty of raw land for stacks of houses and neighborhoods. Trading the quiet, peaceful one road town (where you wave at the handful of passer by's every commute) for constant bumper to bumper horn beeping, cursing, road rage filled vehicles. The new motto here is "Charlottesville and Albemarle County, Where Tradition is Always New." To me this is heartbreaking. What made Albemarle the place I loved WAS WHAT IT WAS NOT WHAT I WANTED TO CHANGE IT TO BE. Traditions are NOT SUPPOSED TO BE NEW-the definition is exactly the opposite. History is not supposed to be re-written.
As an older person and retired citizen I am very concerned about the taxes charged by the County. The Board of Supv. just keep adding to the budget without a through about the people on fixed incomes. All I ever hear about is the growth area and the urban ring, if these people chose to live there fine but why do I have to pay for all the parks, fire stations, rescue units etc. I can't call my retirement and ask for more money to pay for all these things. Have a tax rate for the urban ring and another for those who live in the rural area. The board can't

B7- In the space below, please elaborate on why you think the quality of life in Albemarle County will improve, get worse, or stay the same.
keep telling us they haven't raised taxes when they keep reassessing our property and taxes are more ever year..
As Democrats continue to run the county
As long as the Charlottesville City Council is there, that sort of narrow minded attitude will creep into Albemarle County. Also, how is it such a liberal tre hugging granola eating community doesn't have single stream recycling or any simple way for residents to do their part
As long as we control growth and don't go crazy with taxes and unnecessary services we should be good
As more and more people move here, they will demand additional services etc that the BOS and County leadership are unwilling to provide. Not unable, unwilling.
As the county's population continues to grow, the environment will inevitably change. Development will accelerate, and costs will rise. This isn't an inherently bad thing, but it's incompatible with my conception of a high quality of life.
As the population grows and continued area develops there will be a stress on the infastrucure thus keeping things pretty much the same.
As the population increases, so does the traffic and demand for services. Traffic is nearly at a standstill on all entrance areas to Charlottesville now. High technical jobs and rampant growth coming to the area will cause the real estate prices and taxes to soar. Pricing people out of their homes.
Bad planning for housing causes traffic and school problems. Can't solve the problems without big tax increases.
Balancing growth while providing affordable housing will continue to create challenges to Albemarle county.
Bec the county will add bike paths, more buses, sidewalks
Because I see the Board as being committed to improving the quality of life for our residents
Because it's been on a downward trajectory for a while now
Because of all the people working to make and keep it a great place
Because of growth! There is too much growth in Western Albemarle.....poor planning. Schools cannot accommodate this kind of growth!
Because of politics, diversity, social justice, etc. it can only get worse.
Because of the development along 29—with more and more junk shopping and cheap housing being slung up and more and more trees being bulldozed down.
Because of the growth and no control over it. Because of the roads. Especially what is happening in Crozet where I frequent often and own property.
Because of the lawmakers
Because of wise county leadership and adherence to controlling county growth
Because the Board of Supervisors is out of touch with the needs of the county. Too many regulations!
Because there is only one party rule and no discussions or differing opinions allowed. They seem to want to charge more money and get involved in things not beneficial to the constituents.
Better roads and improved housing
Between the County working towards creating a "Downtown Albemarle" and the focus on achieving greater equity in our schools, I feel as though the quality of life in Albemarle will improve. Unfortunately, the affordability of living in Albemarle County, I fear, will worsen.

B7- In the space below, please elaborate on why you think the quality of life in Albemarle County will improve, get worse, or stay the same.
Board of supervisors out of touch with common people and not pragmatic.
BOS ignores the citizens
Bos is run by communists and a dude that thinks he's a chick.
bos overruns all values I hold
Budgeting will be tougher.
Can't predict
Change is slow to happen here. I do think the traffic will be worse.
Change takes time.
competent government
Competent leadership.
Concern for increasing traffic.
Concerned about further development in the county
Concerned about the amount of construction- too much, and in areas that are already crowded.
Concerned about urban density and lack of adequate roads and infrastructure. Also, new roads (Hillsdale extension) are not safe for elderly people.
Concerned and active citizens.
Concerns associated with growth: traffic, pollution, burden on schools, etc.
Concerns of the public school system and the lack of helping those who are identified as gifted and talented. MOre and more families are using private schools.
Congestion on roads, cost of living too high, lack of affordable housing
Constant commercial development with no increasing county support like roads, schools, green spaces, mass transit, carbon reduction
Continued development without adequate infrastructure to accommodate
Continued growth
Continued growth will force local govt to address the growth
continued high density building, traffic issues
Continued higher taxes on single-family dwellings, higher personal property taxes on single families,
Stop using the word equity. It creates racial division and tension and treat everyone the same
continued investment in quality balance of public, communal and private areas; top in Virginia schools and academic curriculum, including school extracurricular activities; the bucolic and unique appeal of the countryside in addition to a great urban ring
Continued ugly growth and traffic
Cost of housing is absurd and will only get worse as well as cost of living
Cost of living in Albemarle County is extremely high and will only get worse.
Cost of living in relation to stagnant pay raises. Continued home/apartment building without improvements to infrastructure. 250 and Pantops is an absolute mess yet the county continues to approve mass housing (apartments).
Cost of living is outrageous in comparison to average incomes. Housing is over the top expensive if renting and if you own the taxes are high - again all in comparison to what average salaries are.

B7- In the space below, please elaborate on why you think the quality of life in Albemarle County will improve, get worse, or stay the same.
For example, I work 3 jobs to afford to rent. I cannot get enough to save to purchase a home due to the high rent. Taxes are just as bad.
Cost of living seems to be outpacing inflation
cost of living will increase due to the property tax increase yearly. also the poor plans on proving internet in the rural parts of the county.
Cost of living, including taxes, continue to increase, corresponding income relatively flat.
Cost of living, particularly housing, is prohibitive.
County allowed increased residential density out Rt. 250 when the roads are already overly congested without any relief of the traffic situation
county approved way too much building without adequate infrastructure or resources to serve them
County focused on useless agendas instead of infrastructure
County government is not adequately planning for the growth that is happening.
County govt. will become more bloated, intrusive, and inefficient. Taxes will increase. The Supervisors appear to have no interest in efficiency but only in spending more money on redundant or unnecessary programs. The culture is likely to become more radical, intolerant, and disrespectful of Virginia traditions.
County is being run into the ground. The people that where born and raised here have no say in this county. Taxes are way to high. I think the BOS is competing with Charlottesville to see who is the biggest idiots.
County is doing nothing to improve the county. Double taxation (assessment and tax rate increase).
County leaders spend too much time regulating small businesses and middle income.
county letting people build constantly without roads or infrastructure and people in undeveloped areas are paying for it.
county refuses to make or slow walks necessary transportation infrastructure improvements even as congestion gets continuously worse
County refuses to work on infrastructure while cramming in high density housing and being hostile to small businesses. County also has shown a hostility to conservative values in particular and the Constitution in general. Finally Albemarle county has shown a desire to raise taxes to a confiscatory level and then waste it on things that are either not in the county's pervue, unethical, or both.
County supervisors are democrats. Taxes will go up and no added services.
County Supervisors are engaged in planning and seem to be committed to smart growth. I don't think the developers run the county (and I hope it stays that way).
County Supervisors fail to recognize the need for infrastructure improvements while they are allowing all of these non-local builders to continue to build homes.
Creeping industrialization
Crowded
Crowding, traffic, development which isn't planned thoughtfully or attractively
Crozet is at its busting point. No new construction until infrastructure is updated. None, not one more house please.
Current plans for High School 2022 and lack of a comprehensive high school in the north.
Decisions made and being made regarding population growth and building.

B7- In the space below, please elaborate on why you think the quality of life in Albemarle County will improve, get worse, or stay the same.
Democratic majority on Board will increase taxes, making life more difficult for all
Democrats raise taxes and force good people out.
democrats
Density of population and lack of infrastructure.
Depending on how things hopefully change and make the field more open for all people regardless of race, sex, religions, political group, class, wealth, or disability and the county starts taxing the more wealthy at a higher rate than the middle class and lower classes then improvements will happen.
depends on general conditions in the US and the rest of the world
Despite probably a population increase, I don't think anything will drastically change.
Develop of green/rural spaces
Development along the 250 corridor between the Fluvanna Line and i-64 is making traffic congestion
An increasing problem
Development along the 29 North corridor, development seems out of control, and without any planning. The roads were whitened and paths put in as well as plants and trees and now pastor being torn up to add more roads and development are chopping up the green space.
Development eventually becomes overdevelopment. We seem close to the tipping point in greater Crozet, maybe beyond it.
Development of the Crozet area will bring new dining, retail and recreational activities
Diversity and opportunity for employment
Don't believe the problem of affordable housing will be any better. We are a county of have's and have not, very little in between
Due to increasing wealth inequality the quality of life will get better for a few and worse for the majority.
Economic development efforts bringing more jobs and keeping money local
Elected leadersdon't listen to the constituents unless it fits their agenda
Elected leaders will get out of the dark ages and build roads and schools to meet the needs of the actual population vice that of 1950 like they currently seem to do.
Essential services are well managed. Growth will be a problem due to traffic bottlenecks. School system management seems OK. Finances seem to be well managed.
Everything about Albemarle County is great, except for the fact that purchasing a home seems unattainable for me due to housing costs in the area. I am a millennial above the age of 30 who makes \$60,000/year at my job, and I don't think I will ever be able to afford purchasing a single family home, or even a townhouse. This is the only issue I have with Albemarle County, but it troubles me very much because I want to start a family soon. I can't do that here is I can't afford to purchase adequate housing.
Everything changes, Albemarle always try's to change things for the best
Ex Post Facto Ethics are changing history and crucifying people who made a significant difference. We would not be the place we are without their contributions. Yet we are removing their names and memories to be politically correct.
Expansion
Failure to develop infrastructure, roads in particular with access for cyclists

B7- In the space below, please elaborate on why you think the quality of life in Albemarle County will improve, get worse, or stay the same.
Far too much development around my neighborhood with ZERO consideration for infrastructure improvements. We are seeing land zoned 2 units/acre get changes to 46 units/acre. That's ridiculous! There are also far too many empty/rotting strip malls.
fast increase in population and no infrastructure - schools, roads
Few people with positions of power and decision making, care to listen to those who live here.
Five years is too short a time for major changes. The Biscuit Run trail improvement plan will be a positive change but takes money and time.
Folks are always trying to make things better for more people.
Forced social justice agenda bankrupting our economy.
Full of good people
future planning, roads, development very poor and not at all in keeping the character of this town. areas of dense population and multi family dwellings force groundswell....no planning for roads, alternate transportation. Burden of tax is on residential owners when every should be included to help establish better schools, care, etc. Charlottesville is in a beautiful part of Virginia, however it is quickly losing its charm.
Gentrification, rising cost of living, lack of affordable housing — makes it all difficult to survive in this area
Get worse - Real estate taxes rising for those on fixed incomes (retired)
get worse because it's become too liberal- taking down statues (erasing our history) and taking away our freedoms (2nd amendment)
Get worse because of higher taxes, more density, less concern or the opinions and feelings of ordinary citizens by the county/state leaders
Get worse because of increased traffic, high cost of living, increased density of buildings, high rises.
get worse because of.....development density, traffic congestion, no development plan (the development plans in effect are based on increased revenue, limited expansion of growth areas, and politics. The best thing that could happen to Charlottesville would have been the Western by-pass if it were extended North to Route 33 in Ruckersville
Getting over-crowded.
getting to expensive
Getting to liberal. Not business friendly.
Getting too crowded. Supervisors too willing to grant zoning exceptions.
Growing very quickly and traffic and infrastructure are not keeping up.
Growth
Growth
Growth and development. Traffic
Growth and traffic will impair travel times. Taxes are rising faster than inflation.
Growth in population and growth in UVA facilities, e.g., hospital
Growth in population not prepared for with roads and infrastructure, taxes will continue to increase, revenue will continue to be wasted
Growth in the 29 corridor bringing more business to my area
Growth is being determined based on financial considerations/needs rather than on improving quality of life.
Growth offset by increases/improvements in services

B7- In the space below, please elaborate on why you think the quality of life in Albemarle County will improve, get worse, or stay the same.
Growth will require improvements to local infrastructure; improvements that have been necessary for a while, but will by now be absolutely required to maintain quality of life (e.g. short commutes, accessible schools, ample commercial real estate, etc)
High density development proposed in open space next to my neighborhood will cause major traffic in the surrounding area.
High tax if your a senior you be not bee able to pay your taxes
High taxes and a board that is anti business
High taxes, few services, constantly expanding govt, little recreational opportunities outside of parks
high taxes, hi cost of living, outdated roads, poor transportation infrastructure, and government waste
Higher population, school over crowding, infrastructure usage not utilized
higher taxation, increased disincentives for business growth
Higher taxes and crooked Democrats governing.
Higher taxes combined with subsidies to the poor will create an environment where only the rich and poor can live, creating wealth inequality and driving out the middle class. Inequality breeds social fragmentation, codependence, and a lower quality of life.
Higher taxes to pay for progressive education and social programs.
Higher taxes will force long time residents to retire elsewhere. More new residents moving in demand services that their old city locations provided which raise taxes.
higher taxes, no services, dominion energy has outages weekly, no high-speed internet, volunteer emergency services, recycling of plastics inconvenient, etc, etc, etc
Higher taxes, uncontrolled growth
Highly abusive tax rates with limited representation of rural interests, extreme over-reach in County regulatory tyranny in every aspect of life, County government ignoring rural Southern character of county in order to curry favor with urban elite in Charlottesville and with recent move-ins from Northeast, rampant back-channel deals to favor irresponsible development, incompetent traffic-flow design and negligible enforcement of traffic laws, destructive permissiveness in allowing proliferation of housing development without adequate infrastructure to support it, again ABUSIVE taxation and tyrannical unrealistic BUBBLE tax-rate increases driving poor/rural/minority residents out of rural areas of county, intrusive urban regulatory regime applied to rural areas of County interfering with 300-year liberty of rural residents to exclusive benefit of urban-area residents in increased taxes and to benefit of County employees in over-paying more urban regulators & inspectors to interfere in lives of rural residents. This County government is a racket, and this county is run like New York City or Tammany Hall, and it has consistently made awful and abusive decisions turning the once leisured and pleasant and free rural life of the county into an overtaxed traffic-jammed nanny-state governed solely to benefit the governing, developers, and the non-native urban recent move-ins to the urban parts of the county.
Hopefully public transportation options and dependability will improve. Economic development will occur to provide more diverse revenue base. County goals will recognize increasing number of seniors and their needs.
Hopefully there won't be too much growth (traffic, etc), and hopefully we can deal with some of the issues facing us in this county.
Hoping for more diversity, public transportation and walkable communities.

B7- In the space below, please elaborate on why you think the quality of life in Albemarle County will improve, get worse, or stay the same.
Housing cost will restrain growth to a level to which infrastructure improvements can keep pace.
Housing costs continue to rise, healthcare and childcare are ridiculously expensive.
Housing prices continue to increase, affordable housing options are minimal, people continue to move to the county and the infrastructure doesn't support the growth, racism and guns are ever-present in the county.
I am concerned that Albemarle will follow Charlottesville progressive way of thinking. I loved my life here until 3 years ago but now there are too many divisions beginning with the beautiful statues they wanted to bring down
Our assessments and tax rates are going thru the roof and seniors cannot afford to keep paying more on their fixed incomes.
I am hopeful people will make good decisions about traffic, housing and education
I am hoping improve. We are finally getting something other than satellite internet soon, so it can only get better, right?
I am not aware of any substantive changes that would improve or worse the current condition.
I am not sure I pray it won't get worse
I am very upset and concerned about the laws that have been passed and are being passed by the State of Virginia. They will make this county UNSAFE. I moved here to be safe. The roads and traffic are very unsafe and now we cannot be safe in our own homes. Taxes are going up but service is getting worse. This is a management issue not a financial issue. I do not trust the people on the board of supervisors and their reckless spending.
I am worried about growth & lack of 29 North, John Warner Parkway,
I anticipate mixed use development on 5th St. Extd south of 64 which I think will bring a sense of urban connectedness to the neighborhoods on the east and west sides of 5th st Extd/Old Lynchburg Road.
However, I also think my quality of life is higher than some as I am a white middle-class person. For Black and people of color, school achievement gaps, income gaps, and limited public transportation make a high quality of life less common.
I assume that the county/regional population will continue to grow, and that traffic will worsen. At the same time, I also assume that the range and quality of amenities (restaurants, shops, artistic and learning opportunities, etc.) will continue to improve, leaving a neutral net effect.
I believe it will get more crowded, and have more traffic issues.
I believe it will get worse due to the ever-rising taxes (including rising assessments, fees on every little thing) that will make it difficult to be able to afford to stay in Albemarle county.
I believe that tax levels will keep pace with residents' needs, but not have a lot of extra money for expanding services.
I believe that the exponential increase in population will diminish quality of life for everyone
I believe the county government is focused on maintaining a health living environment and will attempt to maintain that balance.
I believe the people living here are, in general, rather pleasant, civil, and family oriented, and appreciate what I think of as a good quality of life. I don't expect change unless the majority of the population would expect that change to be for the betterment of the community.
I cannot predict the future when so many complex decisions depend on intricate negotiations among planners, business people and available monies.

B7- In the space below, please elaborate on why you think the quality of life in Albemarle County will improve, get worse, or stay the same.
I don't know
I don't know. I rated quality of life high speaking only for myself, someone of reasonable wealth. There are many people for whom Albemarle is unaffordable, and we need to address that.
I don't believe it will get worse. I'm not sure of the long range plans of the County and ACPS so I'm not educated enough to know if things will get better or worse.
I don't feel that the county is making significant enough progress on walkability and climate/environmental issues to make a measurable positive impact within 5 years.
I don't like giving Charlottesville 15+ million each year. We should with draw from that agreement. If we can't, we should have representation on the City Council. Also our roads could use repair.
I don't see any huge changes coming in the economy or the size of the population. It's pretty good now and I expect it to stay good. I like the way the county has improved Rt 29 north to help with traffic congestion.
I dont see much change taking place in my area since I am in the country.
I expect focus/resources will remain on urban ring and western Albemarle.
I expect the population to grow, more useful businesses and amenities to develop, and my relationships with neighbors and friends to grow.
I fear that infrastructure won't keep pace with development and population growth. Specifically, large concentrations of housing will result in traffic increases that won't be accommodated by improvements to infrastructure (e.g., Richmond Road, West and the development of Rivanna Village and proposed Breezy Hill development).
I fear the quality of life may gat worse. BOS not welcoming enough to business (like the brewery that was looking to locate near 64/29 interchange). Overall shift toward higher taxes and more liberal policies are not good for our area. The overall tone has shifted significantly in the area over the past 20 years, particularly in the last 5.
I feel like services offered and schools get better and better but infrastructure is falling behind. I feel like this area is VERY slow to make changes to traffic. Previous places I have lived usually tackled infrastructure before building new neighborhoods.
I feel like there are a lot of people that don't want the town to change at all. Example, need better internet access, cell phone service, restaurants and shopping.
I feel the county wants to know more about itself -- witness this survey!
I have lived here for 13 years and the one thing that has remained constant is an inability for the county to embrace growth and make changes to positively address growth. One of the best examples of this was the decision to abandon the bypass that would have routed traffic around the center of the county. Other examples are the cumbersome procedures and regulations for new and old businesses to make changes in their operations or enter the county.
I have noticed a continuing and increasing disregard for the rural areas of the county.
I haven't lived here very long so it's just a hunch.
I hope it will continue to be good.
I hope there will be improvements in roads and traffic patterns.
I know of no reason for the quality of life to change
I live in Batesville, and development in Crozet seems off the walls. One doesn't move out this far in the county to deal with traffic.

B7- In the space below, please elaborate on why you think the quality of life in Albemarle County will improve, get worse, or stay the same.
I live in RiverRun designated as a high density area. Supervisors have erred in NOT providing the needed infrastructure prior to this designation. We are now faced with fighting high density development in an area where transportation cannot handle the increased traffic. Bus service is inadequate even if folks were willing to ride a bus!
I moved here in 1975, it was great. About 20 years ago it has started steadily declining...fast.
I say that I don't know because I see UVA expansion, and building happening in the downtown area and along Preston, and know that development will mean increases in benefits like sidewalks and illumination (which is currently not consistent where I live to levels that are inconvenient and possibly even dangerous), but also detractors such as increases in costs of living, and possible gentrification.
I selected "don't know" but honestly, I think it could get worse. There are numerous businesses leaving the area, or that have already left; numerous shopping centers with empty store fronts and Fashion Square Mall is a dump. I read the County planning documents (i.e. Places 29) and it seems like there are a lot of studies, but things don't feel like they're actually improving. A few new road corridors and the underpass at Rio Road have helped traffic a bit, but with rampant development (29 N at Polo Grounds Rd, the never ending apartment complexes off 20S near Pantops, cookie cutter neighborhoods by Dunlora, down Old Lynchburg Rd, something new being built in a gully along Commonwealth Drive where there are already a zillion apartments and townhouses, etc), there are more people, more cars, more water taps and effluent and overall infrastructure issues to deal with that take a back-burner to tax revenue dollar signs in the eyes of the county government. Many of the existing roads in my neighborhood area of Commonwealth Drive/Greenbriar Dr/Whitewood Road, for example, have been totally neglected: a patchwork of potholes and shoddy repairs (look at the entrance off of Dominion Drive near the Staples/Home Goods shopping center) and no one seems to manage these issues. How about the leaves and pine needles clogging the curb drain at the intersection of Greenbriar and Whitewood near the Humphris park trail; that debris causes flooding in heavy storms, yet it's been YEARS since a street sweeper came through the area. My street, Albert Court, has become a used car parking lot for one rental tenant who pays ZERO real estate tax (and I doubt he's registered all of these random vehicles, so no property tax either), yet the county cannot or will not do anything about it because our neighborhood doesn't have HOA. Currently this tenant parks several SUVs, 2 cars, a truck, and a trailer along the curb in a curve to the point that no emergency vehicle could access my property (I
I suspect the population will continue to increase and the Board of Supervisors will continue to over-regulate and over-tax.
I think a lot of people are fighting and working hard to improve things. I hope we can work to up-zone all areas, add busing and bike lanes and make it easier for people to live close to where they work and shop. I hope we take climate change seriously and as an area work to reduce our emissions.
I think as more areas are developed it will cause a lot of traffic and congestion.
I think as more funding is available - Biscuit run park will come on line so will allow more places to be outside.
I think ever-increasing government spending, the rise of property assessments and tax rates, and dominant one-party rule on the Board of Supervisors has and will continue to be a detriment to Albemarle County. Also, the steady increase in student population due to non-citizen families relocating here is stretching our resources too thin. Finally, the increased acquiescence of the school superintendent and school board to radical social justice interests is a detriment.

B7- In the space below, please elaborate on why you think the quality of life in Albemarle County will improve, get worse, or stay the same.
I think it will depend on the political composition of the Board of Supervisors. If we continue to have a majority of Democrats we should be OK. Otherwise, quality of life is up for grabs as we saw in the Tea Party years.
I think it will get worse because County government is being taken over by intolerant leftists who seek to impose economic, political, social, and intellectual control over citizens who should be free and treated as the sovereign, not subjects.
I think it will get worse due to congestion. I don't think the current county supervisors are addressing affordable housing. I don't think the county is paying attention to the services being provided for emergency services and safety. I don't believe there is a plan to grow the county. Property taxes are too high.
I think it's just going to get more expensive.
I think more businesses will open and hopefully some infrastructure improvements. I do hope there is some type of limit to the population growth.
I think that the County has not been open enough to economic development opportunities the align with our value of respecting natural resources such as the failed deals with Deschutes Brewery, so if we do not expand our economic development in a way that still honors the County's natural beauty I imagine quality of life will get worse given how things such as Fashion Square Mall have failed and even many shops in Stonefield struggle to survive.
I think the biggest issue facing quality of life here is a shortage of housing. Demand far exceeds supply, and there is little affordable or moderately-priced housing. I hope to see more housing built, ideally close to employment areas and existing businesses and stores.
I think the people are nice and the amenities are fine but I worry about an increasing tax burden
I think the physical distances limit what can be done in terms of adding services.
I think the propensity towards most places is to get better as we learn and grow.
I think this area has become way overpopulated and too expensive. If things continue on this path I worry it will not be the great place I grew up and my family has called home since before 1900. I also don't agree with the policy and direction Albemarle is headed in.
I think traffic is something that could negatively impact the quality of life, unless work is done to mitigate the increase in traffic due to new housing.
I think we're coming to realize all that we have to do to improve things in the county. I think the political will is present to make them happen.
I truly don't know.
I worry about over-development and not having appropriate school, road, etc. infrastructure to support growth.
I wrote I don't know because a lot will depend on the decisions we make today.
I'm very optimistic about this region. We have good leadership who cares about everyone.
I've lived in Albemarle County most of my life. Somethings get better, somethings are drawbacks. Overall, mostly things stay the same.
Idiots like [name redacted] will continue to make it worse
If Albemarle County continues to ignore growth outside the Cale corridor, I don't see quality of life improving for residents in the southern communities of Keene/Esmont/Schuyler.
If our local government continues to be mindful of the needs and wants of the residents, our community will improve.
If the county continues to chop down trees and build like crazy, they will utterly destroy the beauty of the county.

B7- In the space below, please elaborate on why you think the quality of life in Albemarle County will improve, get worse, or stay the same.
If the County continues to grow the infrastructure, services and quality of life should improve.
If the current leadership in the county continues down the path they have taken for the last 3 years, things will only get worse. We need some focus on positive growth, not dwelling on issues from the past. Focus on the real issues like affordable housing and meaningful job opportunities.
If we are a sanctuary city it will go to hell in a hand basket.
I'm blown away by the commitment, professionalism, and leadership of the Board, focus groups and planning committees. Never seen anything like this for so small a metro area.
I'm concerned about traffic congestion, growing density, and preserving the beauty of the area. Some of the developments that have been approved are ugly, don't have enough of a set back, and don't prioritize tree planting, etc. I'm also worried about tax levels rising more quickly than my fixed income and about the impact of climate change.
Imported "refugees", forced low income housing in every development, increased tax dollars for diversity and inclusion bs, no fighting back on revenue sharing, 0 to 15% Hispanic population in the span of twenty years (it's not like we're a border town)
Improve because there is more discussion around quality of life and equity.
Improved community engagement, increased planning for growing population to include road improvements and sidewalks
In my area of Crozet, (Old Trails), it seems like promised improvements are not moving forward. Within the little town of Crozet, planned improvements of down town are completely stalled! Shameful!
In the area i live most homes have too many junk/unlicensed vehicles.
Roads are covered with tire marks from people doing burnouts.
And the noise from off road vehicles and loud music is unbearable.
Increase in housing developments, traffic, congestion and lack of any industry.
Increase in population. Increase in traffic.
Increase in property taxes, sprawl, and poor leadership
increase in traffic
Increase of taxes and increased housing density, unaffordable single family detached houses in grown areas.
increased density and lack of roads
Increased growth could impact quality of life.
Increased growth leading to loss of habitat, inadequate services including transportation, clean road sides, water etc. I am very concerned about seeming lack of planning to decrease plastic packaging.
Increased population and its ramifications will make the quality of life worse
Increased population and the make-up of that population will lead to increased taxes and regulations.
With increased taxes and regulations, the quality of life will decline.
Increased population has traffic, during all times of day, increasingly similar to suburbs of Los Angeles

B7- In the space below, please elaborate on why you think the quality of life in Albemarle County will improve, get worse, or stay the same.
increased population requiring more infrastructure, overbuilding, small county budget
Increased population will require increase in services; if the revenue to support those demands, the services will be impacted
Increased taxes. Unnecessary spending, e.g., illogical traffic "improvements", poor budgeting allocation in the schools.
Increased traffic, political gridlock
Increased traffic, poor road will still be poor in rural area, lack of businesses and services in rural areas.
Increasing population...unchecked
Increasing taxes, assessments and inadequate (poorly planned/wasteful) infrastructure
Increasing taxes, trying to have city amenities with a county that is 95% rural, doesn't work.
Increasing taxes, wasteful spending on unnecessary social programs
Increasing traffic congestion giving longer commute times without viable alternatives to transportation leads me to think that the quality of life will decline.
Infrastructure in Crozet can't support residential growth (the traffic!) and prices of housing are forcing out people like me that grew up here
Infrastructure that doesn't keep up with development is a concern ... specifically, traffic (rte. 250)
Infrastructure way behind growth
Too much growth destroying bucolic county
Infrastructure
Roads leading into town are awful
Investment in cell & Wi-Fi infrastructure, public transportation, parks, trails.
It all depends on how much money the county takes from its citizens to spend projects the few (administration) decide upon.
It all depends. On the supervisors and how they do their budgets
It always has
It appears that common sense has increasingly gone out the window. Decisions seem to be made based on whose feelings might get hurt, who will vote for someone in the next election, and what decision will allow our community to boast that it has successfully met this quota or that.
It appears that the board of supervisors is intent upon raising taxes, increasing the size of government, and limiting my personal freedoms - not to mention what the general assembly is wanting to do in Richmond.
it could and should only get better
It has been getting worse for the last 10 years and I expect it to continue.
it hasn't changed during the last 5 years. It hasn't degraded either.
It is a great place to live and will keep getting better
It is getting very expensive to rent or buy here.
It is outrageously expensive to live here and the prices only seem to be climbing. It is making it hard to live here. I fear we will have to move out of the county soon.
IT is rural where I live but taxes are too high.
It is the desire of the people.

B7- In the space below, please elaborate on why you think the quality of life in Albemarle County will improve, get worse, or stay the same.
It will get more crowded with more traffic. Income inequality will continue to erode the middle class. Climate change will make it hotter, possibly drier, and with stronger storms. Taxes will go up for the same amount of services.
It will get much worse if the Albemarle County Board of Supervisors keep moving towards being like Charlottesville City Council.
It will get worse because business are approved to build new buildings when unused ones sit vacant. New neighborhoods will be developed where there isn't room in the schools so as is typical with how things are done in the county, though who have picked where they want to live based on the schools they want to be zoned for and have paid taxes for will get pushed out so new neighborhoods and new residents can have our schools. The schools are not equal for a variety of reasons and it's not fair to make long standing neighborhoods move. Zone the new ones for where there is space and let people decide if they want to live their based on the commute to the schools they will be zoned for.
It will get worse because of population increases without investment in infrastructure. When I moved here in 1967, there was talk of building a bypass. Now Lovingson and Standardsville have bypasses, but not Charlottesville.
It will get worse because of the socialist makeup of the BoS and the high percentage of liberals who live in the county. The fact that Albemarle is one of the very few counties that has not declared itself a second amendment sanctuary is exhibit A as to why Albemarle will decline in livability.
It will get worse because the county has failed to address the issues of antiquated zoning policies, inadequate roads, and a stubborn insistance that real estate taxes rates can just continue to be adjusted without any increase in the productivity in the use of the land.
Regarding the roads, the most glaring example is the fiasco with the Route 29 bypass.
Regarding the zoning policies, and tax rates, the most glaring example are band-aid approaches to try to maintain a rural use of land, but have that tax base share an increasing load (for example, the rain tax proposal). The county needs to make more of the county usable for development if it wishes to have increased tax revenues.
It will get worse because, Too many new proposed taxes, 2nd amendment violations by county (should be sanctuary county,) excessive taxes, anti growth zoning changes, This is not the Charlottesville I grew up and spent most of my 49 years in.
It will get worse due to the buildup of stupid progressive socialists
It will get worse when property taxes rise, as the additional money residents will have to pay in taxes will decrease what they spend in the community.
IT WILL STQAY ABOUT THE SAME.
It's getting too crowed and busy, too much traffic, hard to get around
It's growing, but I hope not too fast. I don't want to see it turn into northern Virginia.
It's very expensive to live here. Homes are super expensive and only cater to professionals making above \$200K a year or wealthy families. It is very difficult for low-income and Belk was well as moderate wage workers without working multiple full-time or part time jobs.
Its being over developed. Locals are being forced out to make room for UVA's new expansion employees. We are being taxed to pay for these folks to move into the area. We need bigger schools, wider roads, bigger libraries, more and more and more housing developments. Ruining the rural areas. What happened to Crozet its pitiful, now the developers are coming after Scottsville. Truck loads of trees coming down. Sunset and Old

B7- In the space below, please elaborate on why you think the quality of life in Albemarle County will improve, get worse, or stay the same.
Lynchburg Rd. have been developed to death. Our hope is not our home. We have to pay for all this ruination with higher property taxes.
It's very expensive to live here.
Just based on overall experience living here since the 1980s
Just the way it goes. Life is no longer simple.
Just this month we have finally received the internet (DSL for the first time) .
lack of affordable housing, traffic congestion, limited parking, leaking gas and oil tanks polluting wells, very poor public transportation
Lack of diversity. Poor care for green spaces. Unaffordable housing option. Strip malls.Box stores. Poor walkability.
Lack of infrastructure, traffic, over development
Lack of progressive thinking.
Lack of road improvements and too much traffic
Lack of school facilities, lack of rural internet, increasing traffic
Lack of VDOT funding to address the growing traffic on 250.
Laws changing
Less diverse; increasing income/wealth gaps; lack of affordable housing for working families, including skilled workers and college educated folk; need more openness and collaboration with Charlottesville City; consistent, need for high quality, affordable child care and education for our children; need more career pathways/internships and apprenticeship programs for ages 15-24 year olds
Less natural area, less trees in neighborhoods, everything's getting developed. Views are gone, traffic keeps getting heavier.
Liberal agenda
Liberal government
Liberal government and growing population
Liberal ideas from Charlottesville are spreading to our county
Liberal local government policies
Liberal management and failed progressive ideas forced on citizens with increased taxes and diminished services
Liberal mindset in Charlottesville and Albemarle Co. desiring to strip our area of its rich history and the desire of our government to run our lives as they see fit. The lack of respect for our constitutional rights is disgusting. The county and city screwup our roads because they can't plan an effective road system and the waist of revenue is inexcusable.
Liberal policies
Liberal policies in the state and county will cause life to deteriorate. Taxes and regulations will increase while driving businesses away. Look at Fashion Square Mall: it's a ghost-town.
Liberal progressive take over of the county.
Liberal supervisors
Liberals & Progressive have taken over the County I loved and will be moving out of the area at my earliest opportunity but unfortunately I have three children & two grandson whom don't have the real option to follow at this time.
limiting factor is the lack of political diversity in government

B7- In the space below, please elaborate on why you think the quality of life in Albemarle County will improve, get worse, or stay the same.
Little attention is paid to roads, services in rural areas (eg. clean roads and road sides, and access to recycling)
Living in a rural area I don't think the support services will significantly change such as ambulance services and police coverage. There will also not be any change to the roads that often are not wide enough for the traffic, not marked and no shoulders. On the other hand there is plans of upgrade to fiberoptic the internet connections which will be a very significant improvement.
Lots of developments happening in the area
Low crime
Many homes are being built in the Keswick area, there is already traffic. I can only imagine once these new neighbors move in and work in Charlottesville.
Many new residents do not have experience or appreciation of features of the County. If we can find ways to hang on to the sense of community in the County when I was little, we will not get worse. Some communities in the County do have a stronger sense of "oneness" and that helps a lot.
massive building in crozet. what happens when we have a housing crisis and all those building are half full.
Miss use of taxpayer dollars
Mistakes have been made in adequately resourcing the sustained growth rate. The Comprehensive Plan, and the other controls in place, simply cannot guide the Board to a coherent and cohesive sustained growth model. This Board denies the erection of cell towers and power line towers, yet the County engages in Broadband discussions. The Board denies permits to certain businesses, so they build in surrounding counties. Tax revenue is lost, and then they approve in-place business renovations like the Wal-Mart expansion, etc. Water reservoirs are not being dredged, long term capacity is not being addressed. There is no technology vision or leadership. We should be hearing a lot more about Artificial Intelligence, and urban planning algorithms from leaders... not boring diatribes on checking information on the County website.... news flash. The County website is about the most amateur product I've ever seen.
Mixture of conflicting ideas and growth will inhibite traditional American values.
More attention being given to growth planning and problems
More awareness of environmental concern and more common use land.
more bike paths, increased density in 29N area
More congestion resulting in more mixed use developments that are over priced.
more congestion, higher taxes
More congestion, less local business retail shopping due to high costs, high child care costs, very limited professional careers /employers with a high cost of living
More construction and more traffic
More Democrats = more taxes. More taxes, higher taxes.
More development, push towards left wing liberal policy/laws, open contempt for freedom/liberty/the Constitution, political correctness and higher taxes will all lead to lower quality of life.
More developments, more traffic
More enlightened leadership

B7- In the space below, please elaborate on why you think the quality of life in Albemarle County will improve, get worse, or stay the same.
More high-paying jobs will come... I'm also very hopeful that the State Park will actually receive funding and open
More housing is being built with no other assistance for population growth. traffic is miserable and people are rude.
More migrants, more social activism, more taxation, more crime
More people and more congestion and traffic
More people from Northern VA. Less freedom, more regulation.
more people more problems more police
More people moving here and more homes but no road improvements or infrastructure. 29 is awful and will only get worse. Need to bypass 29 from the county line and connect to 64 take the bypass through profit eastern bypass
More people will detract from the quality of life. Political correctness will also detract from quality of life.
More people will move here and that will cause more traffic issues
More people with higher taxes
More people, destruction of the environment, more development, more traffic
More people, fewer services. More people, worse traffic and parking. More people and more communities divided even further. Fewer good-paying jobs for the less educated and untrained residents. Thus, further divisions in the community. No cohesiveness and a lack of fairness.
More people, more roads, more cars. We will lose our rural character and have been doing so for years.
More residential construction and more national-scale chain-store businesses, less local business.
more residents, more congestion; limited ability of the County to improve infrastructure (or work with the City to do so) due to State limitations on taxation and governance.
More resources, more community engagement, more concern for citizens' welfare
More smart growth and transportation options other than car
More taxes & less services for those few who actually pay said taxes.
More taxes, more liberal
More things to do, more choices
<p>more traffic (because the JOBS are corralled in the metro area and affordable housing in livable neighborhoods (without threats of crime, overlay of burdensome regulation, elite snotty attitude, etc) in FAR OUR in Albemarle or other counties (Augusta, Buckingham, etc).</p> <p>more hassles as government tries to DO THE WRONG THINGS and DO TOO MUCH OF EVERYTHING taking away liberties and incentives for people to be self-reliant, family-oriented, community-minded. The SOCIALIST SOCIAL CONTROL machine is churning away relentless. And this is not a 'conspiracy theory': it is true. The County wouldn't even endorse a 'Constitutional Sanctuary' statement about individual Constitutional liberties! SHAME! At least Town of Scottsville did. GOOD ON THEM! as did HUNDREDS of other good Virginia jurisdictions. The SOCIALIST SOCIAL CONTROL - WE WILL CONTROL YOU! - machine in the City is beginning to churn through the County! SHAME - and in the sight of a champion of 'natural rights' of men and women and gender-nonconforming people: the FLAWED but EXCELLENT Th Jefferson, and the nearby SHORT AND DUMPY but BRILLIANT J Madison!</p>

B7- In the space below, please elaborate on why you think the quality of life in Albemarle County will improve, get worse, or stay the same.
more
More traffic and no road improvements
Much worse as the "designated growth" area is developed without consideration as to HOW MUCH has been and is currently being developed - while huge development is allowed without the Roads to support our safe transport anywhere. The Board of Stupidvisors is aligned with DEVELOPMENT no matter what.
My opinion of the planning done by Albemarle County is very low. Traffic is terrible and is continuing to get worse. Overdevelopment without proper planning is at fault. There is not enough parking in town. Air service is limited. Not walking or biking friendly. Services and cost of living are VERY expensive in relation to goods and services available. Overall, inconvenient and expensive. The positive is that the people are friendly and there is good healthcare available.
My quality of life here is high because of my income. That is not true for many other county residents. I believe we have a BOS currently that is committed to improving the quality of life for ALL residents.
My wife and I have come to love spending time in the natural areas in Albemarle County and have noticed that quite a few of these are newly established and hope in the future there will be more. I have grown a little concerned lately as I see the amount of construction that is occurring on new homes and that this could potentially outpace infrastructure development. Particularly public transportation (both within Albemarle County and in Charlottesville) as well as the area's bikability. As someone who would prefer to commute locally by bicycle, I worry that as traffic intensifies the difficulties I face in dangerous intersections, etc. will only increase.
Need more police, more transit, climate change
Need more schools in the northern district. All the schools are at capacity and the county keeps approving more housing.
New businesses are finally slowly starting to come here which is good, but the county will continue to not do enough to support economic development and help companies get through their bureaucratic land use approval process, so that will balance out the good. There will not be enough housing or commercial space for the businesses and their employees (including UVA employees) and thus prices will continue to rise
New commitment to economic development and career ladder job creation will improve this community
New developments. More jobs. More housing.
New single family home construction all over Crozet, without infrastructure expansion (roads and schools specifically), increased cost of living, lack of affordable housing
No concrete representation, taxes going up too fast, Too many non Virginians running local and state government.
No infrastructure to support the large neighborhoods that are taking over all of the farmland and orchards.
Non-responsive county government. High taxes.
Not enough employment for are kids whether they are college educated or not. Vocal minority drives the no changes/improvements. They are paranoid that Albemarle is going to become NOVA. Since this area will never have the DC job engine this is just fear mongering
Not good now....why would you expect it to get better

B7- In the space below, please elaborate on why you think the quality of life in Albemarle County will improve, get worse, or stay the same.
Not much development on the horizon.
Not sure
Nothing ever changes because the BOS won't allow it.
Nothing ever gets done. Lots of talk, no action
Nothing has changed in the past 77 years except higher taxes and higher land assessments each year. Still have the same dirt road and nothing to show for the higher taxes. Still paying Charlottesville so they won't annex us. Still building homes right and left but no new roads or repairing older roads
Older generation in the country will attempt to keep things the way they are. Things are unlikely to change until the next generation is the majority land/home owner.
One party rule
One party system never bodes well as segment of population is not heard. Money not managed well, as government entities are rewarded with whatever they request, most noticeably school system. Taxes continue to go up without credible justification.
Only the very rich or the section eight and very poor who get taken care of by the govt will be able to afford to live here
Only the very rich will be able to afford to live in NW Albemarle
Open spaces and farms will continue to get eaten up with over development and traffic will become unmanageable along with shopping
Our constitutional rights are being taken away. All forms of taxation will increase.
Our schools and services have to improve to meet the demands of new residence moving into the County.
Our Supervisors and county staff only seem to listen to the urban areas and think nothing of increasing taxes to help the urban ring with no benefit at all to the rural residents (for example, 5 minute rescue response, while it takes 18 minutes to get to my area.
Out of control taxation and governmental over reach
Out of control taxation.
over building and trending towards over governmental control
Over building poor infrastructure
Over building traffic schools over crowded
over crowding, strain on resources, loss of Green space which the county said would not happen some years ago in Master Plan. You keep changing the Master Plan. I thought the purpose of a Master Plan was for years so we could plan our life in the county.
over development threatens to swamp public road and school infrastructure
over development, lack of adequate roads and alternative transportation, not enough diversity in employment opportunities
Over growth of housing with infrastructure unable to handle the growth of population. It should not take 1/2 hour to get from Glenmore to Free Bridge on a run of the mill day, but it often does. Rush hour of Panopis is a nightmare.
Over populated
Over populated and destruction of green space. Poorly managed by board of supervisors who are only interested in development
Over populated areas, poor planning of growth areas.
over regulation. spending priorities & size of government.

B7- In the space below, please elaborate on why you think the quality of life in Albemarle County will improve, get worse, or stay the same.
Over the last 30 years you have overbuilt and made no provision for the increased traffic. Everything is too busy, crowded and impossible to navigate. You've destroyed the ambiance of our Main Street and downtown area. How about that lovely eyesore in the middle of the mall? How many years now? It is impossible to enjoy the restaurants, wineries, orchards etc. because of the sheer number of people. I don't even recognize the Crozet area which used to have beautiful farms and open areas. Now it is one subdivision after another and as ugly as sin. What used to be a desirable place to live is slowly losing all the things that made it desirable. One day soon there will be nothing special about it.
Overall I believe the quality of life in the county will improve. There's a long way to go if Southern Albemarle will improve the same
Overbuilding = traffic congestion, especially along 250 west. Our wheel-and-spoke street structure works with light density. More building (houses) = more autos in and out of cville on non-expandable arteries = more stopped traffic flooding the soles - more noise. My 4-mile commute from flordon home to uva school has encountered an increase of traffic signals from one in 1990 to 14 in 2020.
Overbuilding in the growth areas with little regard for traffic levels. No improvements in roads will lead to disaster. Emergency services, water, power, etc will be stretched too far.
Overcrowding and rampant development accompanied by traffic congestion.
Overcrowding and increased cost of living
Overcrowding, traffic
Overdevelopment which leads to traffic problems and issues with overcrowded schools and overuse of police and fire department resources.
Overdevelopment with little evidence of moving towards new roads/arteries to accommodate the growing traffic.
Overgrowth of Crozet is overburdening roads, traffic, wildlife...
Overpopulation is draining natural resources, infrastructure is already taxed beyond its limits.
Overzealous Board of Supervisors. Tax increases. Ridiculous funding of projects such as Senior Center; teaming with City on courts, etc.
Pecial interests will continue to rule
People will demand it.
Planning efforts underway will help improve quality of life but real estate prices and continuing population increase will put pressure on the County too so likely quality of life will stay the same.
PLANNING FOR EXPANSION SEEMS DRIVEN BY INCREASING A TAX ASE, BUT LITTLE DONE WITH EXPANDING THE INFRASTRUCTURE TO SUPPRT THE NEW DEVELOPMENT. TRAFFIC ISSUES AND SCHOOLS SEEM TO BE A LOW PRIORITY
Policy trend changes are concerning.
Political correctness gone insanely bad
Poor government-National, State and County!!
Poor leadership
Poor planning by the Planning Commission. Too much growth in the Crozet and surrounding area with no thought or plans to handle the traffic along Rte. 250.
Wasteful spending and government should not be involved in "affordable housing". That is a

B7- In the space below, please elaborate on why you think the quality of life in Albemarle County will improve, get worse, or stay the same.
market place decision. Too much incompetent planning with too much idealism and not enough practicality.
Poor representative government, leans excessively left, bloating government cost. Cost of living and tax increase, especially property tax.
Poorly planned growth. Lack of infrastructure to handle traffic, increased school enrollment, etc.
Increased taxes to pay for more services and infrastructure.
Population growth and commercial growth
population growth is likely to strain water resources and the transition between a more rural county to a more suburban county will continue to strain financial resources and suburban residents demand more services.
Population growth so more development and traffic problems that will pile up.
Population increase w/o corresponding improvements to transit and housing
Population increase without adequate infrastructure supports, too much building allowed, priced out of affordable housing
Population increases, traffic jams, water shortages...
positives: caring, supportive community. negatives: more people, more trash/pollution/congestion.
Priorities are wrong, policies not good that affect the working locals who are from here
Progressive community focused in being better tomorrow than today.
Progressive movement is taking over, and not in a good way.
Progressive, liberal ideas and influence continue to degrade this county.
progressives seeing problems where they're aren't any
Projects planned for the next 8 years, including "catalyst" projects, will certainly improve my quality of life. The whole reason for visiting this website today is to seek more information about the 250 pedestrian bridge... I would really like to know when this project will start
Property taxes will be unsustainable due to influx of students in public school systems
Public transportation could use some work--more frequent buses. There are patches of traffic congestion, notably around Fifth Street Station during the evening rush hour
pushing population over into crowded areas against already studies studies that have suggested this is not a good plan.
Quiet areas with good neighbors; excellent services; relatively good education systems; somewhat reasonable taxes;
Real estate reassessments and real estate tax rates will continue to increase because of a Board of Supervisors that is constantly seeking more power and more money.
Real Estate taxes are out of line considering the services we (don't) get. No local Fire Service or Ambulance service, Very seldom do I see any Police, No trash pick up service, no broadband service, just what am I paying for anyway???
Real Estate taxes keep going up and up. I'm a retiree and the taxes are going up faster than my social security and pension are. If I can't afford to live here, I will have to move.
Real propert taxes are increasing at a frightening rate. Rescue services are inadequate (great people, certainly but very slow rspnse- personal experience). Schools are verging into the ineffective and silly.
Rent and housing prices will keep increasing.

B7- In the space below, please elaborate on why you think the quality of life in Albemarle County will improve, get worse, or stay the same.
republican representation in Congress mean my congressman is an idiot
Residential development though needed to address cost of housing seems unchecked when I observe the quality of the residential projects being built as urban sprawl. Also, traffic projects are not supporting the residential explosion.
Restaurants and shops are closing, new houses are taking away forests
Road conditions are awful. 250(Richmond Road) is way over crowded during rush hour.
Road infrastructure is inadequate and will only worsen. Housing developments are massive and ugly with cookie-cutter boxy units just painted slightly different colors. Shopping consists of too many low price stores, stores that sell overstock, and big box stores.
Roads will improve, affordable housing will be prioritized so our community can be diverse as possible and allow people who work here to live here, bike and pedestrian safety will have been improved
Rt 29 North is a mess. I don't see any pre-meditated action to plan for the additional transportation demands all the new development will bring. The light pollution from 29 north is blocking the stars from my yard and that too will only get worse with the added development. And now you want to block me from turning left out of my neighborhood onto 29. So people from out of our county can speed through our neighborhood?
I moved here to live in a rural area and I'm disappointed with all the development going on.
Rural areas don't have the votes and get the short end of the stick. Lousy gravel roads, VDOT has cut back drastically and a sever lack of broadband coverage.
Sanctuary policies luring illegals into the area, increasing traffic, increasing immigration from northern VA and MD, will serve to continue tax escalation but lower overall quality of life through redistribution of tax revenues toward special projects and accommodations.
School improvements not happening fast enough. Hundreds of homes being built but no real solution for the increase in children at the schools.
Schools are good but I'm not sure about some of the recent decisions. Too much investment in sciences while basics, like quality math instruction, are lacking. Overemphasis on sciences and job prep means that fundamentals (literature, writing, arts) aren't given due attention.
News stories indicate that Albemarle isn't supportive enough of new business development. If this is true, it will drive business elsewhere and hurt the economy.
See continued growth
Seeing how the county reps and government works, does not fill me with hope that they are looking toward the future.
Seems like more high density neighborhoods are being approved that will create worse traffic conditions on the 250 corridor which are already marginal
Seems like new businesses as well as homes are on the rise
several levels...
Education: kids who are not in special programs are falling through the cracks, kids' behavior is getting increasingly worse and teachers can't do anything so other students are having to suffer and miss out on content time b/c of so many behavioral issues. Private schools aren't an option for families like mine. Racial: things are out of control right now and there doesn't seem to be an end in sight, I can only imagine it will get worse. Affordability: It is

B7- In the space below, please elaborate on why you think the quality of life in Albemarle County will improve, get worse, or stay the same.
RIDICULOUSLY expensive to live here. New apartments are going up every week and the prices just keep skyrocketing. This affects everything!!! Social: there is nothing to do for people who aren't rich. To live in such a expensive county and have a super small and lame children's museum, to live in a wealthy place like this and literally only have a bowling alley and a run down putt putt place as activities. It's crazy. Everything is so much money. Jump, bowling, minigolf, everything!!
Should Just stay same. But if communist democrat stay on path they are on. We will over time be taxed off our property. For empty promises.
Since the liberal takeover of our local government we have a downward spiral in the general care of constituents' concerns and basic moral decency in leadership while experiencing rapid growth in revenue being taken from the constituents
So many new housing developments - poor flow of traffic
So much traffic for the infrastructure- too much fast development- overcrowded schools-stuck in time warp supervisors
Something surely will get done about Pantops traffic and congestion
Sprawl without commitment to infrastructure needed to support growth
Spreading urbanization
Status quo
Stay the same overall, but will get worse in terms of traffic on the 29N corridor.
Subdivisions taking over the area around Old Lynchburg.
Supervisors don't seem to advance the interests of county residents.
Supposedly a nonprofit has plans to build an ice rink off Polo Grounds Road. I am a competitive figure skater. I spend about 8 hours a week on the road driving to other areas to practice. When the rink opens, my quality of life will significantly improve. If it's not open in 5 years (hopefully, much sooner than that), I probably won't be living here anymore.
Taxes will increase, traffic will increase, Infrastructure planning is awful
Taxes
Taxes and assessments will continue to rise and this increase will not be seen by those of us who live in the rural areas. Politics have divided the county and I don't see anything that the supervisors are doing that will eliminate this. Infrastructure (roads) need attention (widen, paved, etc.).
Taxes are going through the roof business are not allowed in because of stupid restrictions and so many other businesses are going out of business, our current road structure sucks 29 N needs to be 8 lanes all the way to Madison- 250 is 50 years behind we needed the bypass 40 years ago
Taxes are too high! The taxes have increased 10 times the amount when I first moved here but my home's value is nowhere near 10 times the amount of what I paid! I may have to move because of high taxes! Quality of area has gone down because roads are way over crowded as compared to when my wife and I moved here along with little or no upkeep as compared to when we first moved here! The mall is about to be closed and we will have to travel out of area to find items we once had a few minutes away from home!
taxes are too high and rising all the time; regulations that effect homeowners negatively are added at an alarming rate; regulations on AirBnBs are some of the most restrictive in the country and strip homeowners of their private property rights
Taxes are very high but I see nothing for the amount I pay. Unions are non-existent in VA. Healthcare professionals are underpaid for the high cost of living.

B7- In the space below, please elaborate on why you think the quality of life in Albemarle County will improve, get worse, or stay the same.
Taxes becoming too high, resulting in many of retirees either moving or having a lower standard of living
Taxes for middle income people are going up to much. As a retired person, I'm giving the county at least three of my SS checks a year for taxes.
Taxes increasing, growth out of control
Taxes increasing, more congestion.
Taxes keep going up and feel the county board members are bias.
Taxes keep going up with no proportionate increase in infrastructure.
Taxes keep going up! We get less and less in the SV area!
Taxes too high, assessments keep going up. This is not an improvement
Taxes will continue to go up as will house assessments. There will be little improvement in infrastructure such as needed cell phone coverage and internet in the rural areas.
Taxes will go up
Taxes will increase, property values will be go up resulting in higher rents for tenants, which in turn will force businesses to raise prices for customers, fire employees, slow growth or close their doors. More houses will be built, which is great, but there isn't any lower income housing allowed for some developers. Thanks to all the NIMBY's that preach that they want low income housing, but then show up to meetings to say they don't want it if it will be next to them. This results in lower density and higher housing costs, which pushes out lower/middle-class blue-collar working families. More laws and restrictions are being passed to either tax existing businesses and/or prevent current businesses from growing or expanding, which deters potential new entrepreneurs from trying. If you want to help entrepreneurs and increase tax revenue (which pays your salary) and helps grow and sustain this place that we live, work and play, cut taxes, regulation and give people the ability to try to succeed within certain limitations of ordinances, etc. and let the free market decide whether the businesses succeed or fail. A prime example of the County introducing new regulation that limits entrepreneurs is the recent ordinances passed against HomeStays. Require them to register and get your piece of the tax pie, but the matrix you built to determine if they can try is much too restrictive. I know you want a matrix to make the process simple and fair, but looking at things on a case by case basis or at least reducing the matrix to be more inclusive and flexible would be better. You'll fill the coffers faster, generate more good will, and let the free market decide if the place succeeds or fails. The framework that you help create to allow people to operate in needs to be more flexible and not as rigid. Encourage people to apply for exemptions!
Taxes will rise. More intrusive regulations and ordinances will be passed. Crime will rise due to the influx of drug dealers and gangs. There are already two rival gangs in Albemarle, as evidenced from the savage murder in Moore's Creek. Nothing will be done about this. There will be tents in the streets, and probably hypodermic needles in public places. This is the direction the county is heading.
TAXES!!
Taxes, liberal policies of the County, importation of illegal aliens and low income families, poor educational system, rise in crime.
TAXES, no roads- traffic - planning and zones - do not invite businesses in that could produce extra income for community - I shop outside of Albemarle because of it and that's bad - the other localities are getting my tax dollars
Taxes, political policy shifts, traffic,

B7- In the space below, please elaborate on why you think the quality of life in Albemarle County will improve, get worse, or stay the same.
Taxes, taxes, and taxes. NOT friendly to retirees. Property tax increases WAY more than Social Security and military retirement increases. Albemarle will eventually tax me out of the county.
The area has to wake up and realize there is no longer a small town area - improve mass transit, roads, etc. Also, the city and county should combine forces to save money and better coordinate.
The area is beautiful but it's really expensive. The average salary to make here is minimal unless you know the right person. Because it being a college town... I feel like it's every more challenging to find employment. I believe they are doing well a making this area stay safe and beautiful but affordable isn't on top of the list
The area is becoming what Fairfax County is to DC. UVA and Charlottesville are attracting people from all over the country. These people do not hold the same values that the people of Albemarle County, especially those of us in the rural areas, hold and have held for many years. The officials in charge are regularly seeking out their own desires rather than the desires of the people they are supposed to represent. In the rural areas, we value the 2nd Amendment to the US Constitution. We work hard, but pay so much in taxes that we are regularly struggling to make ends meet. We are getting run out of the areas that we and our families have lived for years because of the ridiculous price of housing. The people moving in are families of wealth that are affiliated with UVA in some way and/or are from out-of-state. These people want the modern amenities that "big city" people enjoy having and are comfortable taking away the beauty and peace of the rural communities to get it. The quality of life in this county has been steadily decreasing for years, and many of us now fear that it will only keep getting worse - especially in Southwestern Albemarle due to the awful expansion of the Crozet area. The roads are unable to keep up with the ridiculous amount of traffic and the residents that have enjoyed a peaceful way of life for many, many years are discouraged and getting run out of the area that they have loved and called home for generations. I would gladly leave Albemarle County if my family ever decides to leave as well.
The Board of Supervisors cares little to NOTHING about current residents and the traffic issues they face. All the BOS cares about is bringing in new \$ from builders and approving projects that will increase tax revenue.
The board of supervisors does NOT care about the opinions or feelings of residents. The fiscal lack of responsibility of the board is horrible!!
The Broadband availability that will be offered soon through our power company will greatly improve things.
The continued growth in government spending and power will ultimately drain our community of the resources and freedoms necessary to sustain a civil society.
The county does not appear to care about garbage or drastic tree clearing on new developments. It likes to tax heavily and this encourages land owners to cut fields for hay that could otherwise be left natural for ground nesting birds and wildlife.
The county government and a small percentage of Albemarle's total population seem resistant or incapable of handling anything other than incremental change that does not address the strong economic inequality within our community.
The County has a traffic issue which causes stress for commuters and it takes forever for the county to do anything about the traffic situation. Bypass on 29 North should have happen. Also an exit off 64 by Martha Jefferson Sentara Hospital which was suppose to happen when the hospital was built would help tremendously to elevate some of the problems on 250 East. South of town need road expansions

B7- In the space below, please elaborate on why you think the quality of life in Albemarle County will improve, get worse, or stay the same.
The county is against development and businesses as a source of revenue. As a result, you keep raising our property tax rate which is a double whammy as assessed values increase over time. You also support the city of Cville with the revenue sharing agreement which we should abandon. Lastly, your water rates are exponential.
The county is allowing over-development without pre-planning for the additional traffic and green space considerations. In spite of this development, there are not enough goods and service providers so that the cost of living is higher that one would expect.
The county is becoming too urbanized in allowing track housing. It is losing it's rural character.
The County is is needlessly forcing growth into specific areas. They are forcing in-fill guidelines that will result in very poor quality neighborhoods. They need to identify additional growth areas that can best balance growth without impacting current residents!
The County is likely to continue neglect of rural communities, working class communities and households, and vulnerable households/persons. These will continue to be 'DIS-connected' from resources, service, and access. They will continue to be dis-empowered by inequitable access to technology, services, resources, and 'voice'.
The county is more interested in bringing in new development both residential and retail without improving infrastructure, roads, etc.
The county is not addressing issues in our area like road conditions, schools and internet access.
The county is not managing growth well. Traffic, crime, competition for resources such as school space availability, and conflict generally will continue to worsen as the population expands. The same thing that happened to Fairfax county is now happening to Albemarle.
The county is run by a pack of extreme leftists who seem to care not at all about what the rural folks think. or need.
The county keeps taking more of my money by increasing taxes slightly, but greatly increasing assessments.
The County supervisors are adding to many homes and oversized subdivision to the area. They are ruining the beauty and quality of life of Albemarle County. I do not have any confidence in the supervisors or the planning committee.
The county will grow and along with growth comes improvements (but also more traffic!)
The county, like the state, is becoming more liberal and left-leaning. Traditional values are being eroded, lawlessness is being excused, and real-estate assessments and tax rates keep going up. Excessive regulations restrict new economic development and infrastructure improvement.
The county's population is rapidly growing. The infrastructure isn't stay up the population increase. For example, roads, schools and housing etc
The county's population will increase, and the roads will be more congested.
The Crozet area is booming population-wise but is lagging in commercial establishments (e.g., grocery stores, restaurants), public playgrounds, bike paths, etc. I'm currently optimistic that these modern amenities will catch up to the dramatic population increase.
The current Board of Supervisors characterizes Albemarle County as "urbanizing." It is not. Albemarle County is a predominantly "rural" county and it should remain so. As long as the Board of Supervisors is dominated by a few unrestrained egos, insensitive to public desires, the quality of life in this community will continue to deteriorate for the majority of its population.
The current board of supervisors seems to be monolithic in their view that an increased role for government, and associated taxation and regulation, are the right course for the future.

B7- In the space below, please elaborate on why you think the quality of life in Albemarle County will improve, get worse, or stay the same.
the current focus on improving various aspects of quality of life will have an impact
The demand for services continues to increase for example, the Scottsville Volunteer Rescue Squad and other volunteer services throughout the county will force the county to provide adequate professional services and this will be a tremendous benefit to the citizens of Albemarle.
The development of the Crozet area has not taken in to account traffic on 250 that has occurred due to the addition of all the new homes.
The emotional direction of the board of supervisors and staff. Constantly creating new laws where there isn't evidence to back up problems.
The entire state of VA is on a downward slope of ruin due to failed socialist views of state government.
The excessive building of homes will cause more traffic and more accidents, etc.
The governing BOS will adopt more left leaning traits and degrade the County into what The City has become.
The government is focused on providing what they, the elected official believe the citizens of the county want, rather than ask or do what the citizens want. Too much money is spent on things that benefit only a few people while ignoring the majorities. This will continue and taxes will increase to support this approach "we [government officials]" know better.
The improvements planned to downtown Crozet will only help the surrounding area.
The infrastructure is falling behind population growth, especially roads which are operating at or above capacity.
The infrastructure is lacking and not keeping up with the amount of residential/retail building going on in the 29 north area around polo grounds road and north.
The leadership in Albemarle is changing and it appears all of the leaders want to do is raise taxes and punish the hard working middle class.
The liberal agenda is rapidly taking over Albemarle Co.
The liberal board of supervisors are doing a great job of ruining the county. I'm sure it will only get worse, I can't wait to purchase a home in a surrounding county so I can stop paying taxes into Albemarle.
The liberals are and will continue to tax and regulate us, returning little of value e.g. regular paving of roads, lowering taxes, etc
The only mall is on the verge of shutting down. Long over due bypass highways are no where near starting. Connecting roads from Keswick to 29 North are non-existent. Water and sewer services need further expansion. Internet service stinks.
The people in the community are very friendly and welcoming.
The people that where born and raised in Albemarle have know representation.
The personal property taxes keep going up. We have supervisors that don't think before they vote. For example, they are putting in new building subdivisions/complexes and not looking at how these affect the roads or the schools. When roads are improved VDOT or the supervisors don't take into account the amount of traffic seen on these roads each day.
The population in the county will continue to increase and put more stress on our limited infrastructure, especially roads.
The population increasing will drive housing prices up.
The population is dispersed enough that change is hard to come by. That is to say in the county it is difficult to feel part of a close knit community with shared public interests.
The population of Albemarle county is stable and a large segment is upwardly mobile.

B7- In the space below, please elaborate on why you think the quality of life in Albemarle County will improve, get worse, or stay the same.
The population is growing faster than I'd like. Too much building. Not enough green space.
The property tax that I pay is increasing, traffic is increasing and the county services seem to be going down in quality.
The push for raising taxes to implement Agenda 21, social justice reforms and population behavior control, in general, has endangered our freedoms to ownership of property.
The quality of life now is great but there seems to be too much growth planned and that will hurt the quality of life.
The quality of life will get worse because we are destroying trees and building more houses. The country living is going away fast. Also, real estate taxes keep going up. Albemarle county has become too liberal in their approach to matters.
The rapid development is wiping out greenspace and is cannibalizing existing retail businesses. Rents bear no relation to the relatively low average income of the citizens.
The rapid growth into our beautiful rural farm land without the infrastructure to support it.
The rate of development is outstripping roads, general infrastructure, and support services in western county.
The relentless overbuilding will cause problems. The infrastructure will not be able to keep up with the needs. The staff at the COA seem to be mainly concerned with their never-ending quests to not only expand personnel but create new departments to micro-manage us. The tiny house proposal is ludicrous.
The road systems are overcrowded. The real estate taxes are much too high and will drive out the middle income earners. There is not enough affordable housing.
The roads and schools are not adequate for the development that the county has been approving.
The roads are not big enough to handle the increased population. Lack of bandwidth still an issue.
The roads are not meeting the traffic demands at the same time as additional construction is being approved.
The roads cannot support all the new residents moving here. 250 coming from the Pantops Giant to Rt. 20 does not have an extra right turn lane so traffic backs up past Guadalajara at the stoplight. There needs to be a city planner involved to add lanes and adjust light cycles. It's a nightmare.
The roads will not support the population growth
The roadway infrastructure already cannot accommodate the vehicular traffic. I understand the idea of having growth areas, but when the County funnels so many houses and people to them, the nearby roadways are not equipped to handle the overload.
The spirit and history of the people who live here.
The Supervisors and excellent staff are committed to improving or quality of life. I believe we'll get there in measured ways.
The surrounding Albemarle areas of Charlottesville will probably improved but for us forgotten outskerters it will stay the same.
The talents of the local government is good and should continue to be so
The traffic is due to increase in a very irresponsible manner. In addition, our access to fire and emergency care will be delayed by a significant amount of time, especially with the traffic problem.
The traffic is getting worse-
The traffic issues on Route 250 will continue to get worse.

B7- In the space below, please elaborate on why you think the quality of life in Albemarle County will improve, get worse, or stay the same.
There are a lot of residences and businesses being built but the infrastructure is outdated. Traffic is getting worse.
There are far too many restrictions on residents. Lost are most opportunities for families to move into home ownership, become entrepreneurs, and in general, make a living in a self-sustaining sort of way.
There are more people moving here; traffic will be awful.
There are no potential plans for improvement and it will not get worse.
There are too many housing developments going up and not enough roads being built or modified to accommodate the increasing population.
There are too many liberal ideas that are influencing the residents.
There is already a lot of traffic on Route 29 and lots of new houses are being built. If 29 is not expanded soon, traffic will become as bad as DC.
There is no investment in infrastructure. Rte 250 is constantly a traffic jam. Communities are being built only to compound the traffic and infrastructure problems
There is too much development plan that will increase traffic and crowding and reduce the natural beauty of the area.
There is too much development taking place in the County. The traffic has become worse and the quality of life has decreased.
There is too much unregulated development going on in Albemarle County. Unless over-development is addressed seriously, the quality of life in Charlottesville and Albemarle County will continue to suffer.
There is very little non-chain business development outside of the University.
There seems to be a push for more housing without adding the necessary infrastructure first - there always seems to be a 10 year lag to catch up to the infrastructure needs, whether roads, schools or recreation
There seems to be no political will to make things better. too little resources are dedicated to tackle tough issues, such as, racial divide, mental health, education/training to make sure families can be self-sufficient
There will be more development, which will bring more interesting things to do, but also increase stress, noise, pollution, traffic, etc, and possibly drive up the cost of living.
There will be overcrowding and too many buildings, apartments etc. There will be less open space and fewer trees and grassy areas and farms
There won't be too much growth in five years. At least that's what I'm hoping.
There's too much development happening. It's changed a lot since 2015 and not necessarily in a good way.
There's a danger of more and more people gradually eliminating the rural areas.
They are taking away too many of our rights
They don't seem to want to invest in the area. There is not things for families. We want more shops and restaurants. Don't personally like having to drive over an hour for decent shopping. It's expensive here and I don't understand why.. the college? Really?? Can't wait to leave this area.
Things don't change that quickly.
Things seem to change slowly.
This area is getting more and more crowded and the infrastructure will not be able to support the traffic and increase in population.
To many people moving in form northern urban areas

B7- In the space below, please elaborate on why you think the quality of life in Albemarle County will improve, get worse, or stay the same.
To many socialist Democrats!!!!
To much development, inadequate roads to handle the traffic on 250 east.
To much growth
to much growth to quick
To much traffic, to little infrastructure.
Tolerance for Nazis and White Supremacists
Too dam liberal
Too expensive especially on fixed income.
too heavily regulated, which deters business and its resultant tax revenues
Too high taxes, over dependence on silly left wing pronouncements, etc
Too many apartment buildings being built without school expansion and community betterment projects to match that growth or price point
Too many conservative thinkers to allow for much improvement; enough progressives to prevent a retreat to the old days
Too many folks moving here! Too much destroying open spaces for projects!
Too many high density housing projects now and projected with little to no plans for infrastructure to support these developments
Too many homes built and the county is doing NOTHING to bring in business, manufacturing or other tangible industry. Population is increasing in Albemarle, law enforcement is not sufficiently staffed, homeless are taking over many major intersections, businesses are closing and crime is increasing.
Too many houses being built, not encouraging industry small businesses and agriculture, just more restaurants and shopping.
Too many houses being built, not enough infrastructure being built
Too many laws, regulations. Reducing Property Rights. Little aptitude for rural life, farming, maintaining land and affordability. The Co. has greatly reduced land owners ability to participate in agritourism.
too many liberals and socialists are moving into the area - too many people who don't work and pay taxes and pay for what they need - preferring to live on welfare
Too many neighborhoods are being added without the infrastructure of roads and ease to get from one side of the city to the other without long delays!
too many new subdivisions
Too many new subdivisions and apartments are being allowed into the county with no thought of what that means for infrastructure and schools. Meanwhile, with 100% democrats on the Board of Supervisors, taxes are/will be rising. Builders should be responsible for the majority of services required for these new housing units. Then again, the state has a democrat majority now, so things will be getting more expensive.
Too many obligations fulfilling social justice programs, infrastructure insufficient, worried too much about political correctness, far overdeveloped for water and roads.
Too many people dictating how I should live and how to manage my property. No privacy and everybody has their nose in others business. Lack of water coming plus all infrastructure elements.
Too many people on assistance running down the quality of your complex.
Too many people, politicians have ruined the county with petty politics. Feel like I am living in the left coast. So sad

B7- In the space below, please elaborate on why you think the quality of life in Albemarle County will improve, get worse, or stay the same.
Too many residences being built without infrastructure like roads that can keep up.
Too many residential developments are overcrowding major throughways and spine roads and creating snarled traffic. I anticipate as more developments are built to capacity, traffic conditions will get worse
Too many rich liberal [profanity redacted], just like Charlottesville.
too many subdivision allowed to build in our rural area
Too many unknowns. There is some concern about the infrastructure, particularly the roads--given the rapid growth here and the opening of several apartment complexes.
Too many wealthy Democrats living in Albemarle County who don't care what it costs to live here and are happy to see the all Democrat Board of Supervisors approve reassessment increases and tax rate hikes.
Too much building and influx of population and too little attention to transportation especially roads.
Too much building going on w/o road improvement
Too much building invading natural habitat. No infrastructure.
Too much building without needed infrastructure or thought of wildlife habitat.
Feel BOS is money hungry and gives no consideration of long time residents
Too much closely connected building - too many cars - not enough schools - insufficient infrastructure / roads, etc. So terrible how on rio road the house are right up to the road. Why can't things be placed further from the road. Terrible for the roads and terrible for the residents breathing the fumes from cars.
too much development
Too much development (e.g., 1,800 units off Polo Grounds Road) that will bring considerably more traffic to RT 29.
Too much development especially high density development
Too much development especially in the areas around Pantops. The traffic on 250 into Pantops and the Free Bridge area has become ridiculous in the past few years. When we first moved here I could leave our house near Milton and arrive at the Court House for jury duty in 15 minutes. Now it can take 15 minutes just to get to the top of Pantops mountain. The morning and afternoon commutes to and from Charlottesville on 250 are a nightmare. The Board keeps talking about parallel roads but there is only a bridge into the City from the area east of Pantops on 250 and 250 across the river is only 2 lanes in each direction. So parallel roads are not going to improve the situation. IN addition, there needs to be a cloverleaf intersection at the junction of 250 and I-64 Shadwell exit
too much development in areas not suitable for high density
Too much development is a cancer to our way of life in Albemarle. Not nearly enough protection and conservation of land.
Too much development with no corresponding infrastructure improvements. Traffic is growing exponentially. If you are going to kowtow to developers, get them to fund roads, schools, etc.
Too much development with no for thought of infrastructure til after the fact.Uncontrolled growth while buildings (Albemarle Sq,Seminole Sq,Kmart Etc) sit empty,taking up real estate that could be repurposed instead of just building more.
Too much development with soon-to-be in adequate infrastructure. Do we have to build something on every available square

B7- In the space below, please elaborate on why you think the quality of life in Albemarle County will improve, get worse, or stay the same.
foot ??? Avon Street has become a traffic nightmare.
Too much development yielding much more traffic and higher population density, without an increase in roads or schools to handle it properly.
Too much development, especially spread out. I don't want the roads to get any wider. We don't need anymore national chains.
Too much development, leading to too many people, too much traffic
Too much development, too little consideration for traffic issues around the development or built in "green space".
Too much government, too much "neighborhood model, too many tax increases
too much growth
too much growth
Too much growth
TOO MUCH GROWTH AND NOT ENOUGH ROADS TO HANDLE IT.
Too much growth and overpopulation too much influence from liberal university leadership
Too much growth with haphazard planning (seemingly none), Charlottesville should regain the right to annex, diminishing resources, poor infrastructure, roads, traffic, no commitment to maintain rural Albemarle, inadequate police support, overdevelopment leading to increased pollution, poor city/county relations.
Too much growth without improvement of existing infrastructure (roads and water supply)
Too much growth without the appropriate roads. We came here for lower taxes and they are steadily increasing. The meals tax keeps us from going out to eat.
Too much growth, traffic
Too much growth.
Too much housing development and not enough infrastructure to support it (schools, roads)
Too much new development! Money grabbers!
too much political correctness
Too much supervisor interference in day to day life, overstepping of their roles.
Too much traffic for the roads that are not designed to handle it, too much shopping centers and not enough housing, and not affordable housing with very high end houses built out of the price of locals or most people
Too much traffic from the increased population in the county. No road improvements to keep up with the population boom.
Too much traffic, poorly managed
Too much traffic. Homes being built in the mountains, spoiling views. Wealthy residents driving up property values.
Too much virtue signaling and forgetting to deal with the mundane
Tradeoffs between development and maintaining current character--such as the redevelopment of Southwood. That will help the economy, but will put stress of 631
Traffic
Traffic
Traffic
TRAFFIC
Traffic

B7- In the space below, please elaborate on why you think the quality of life in Albemarle County will improve, get worse, or stay the same.
Traffic
Traffic
Traffic
Traffic .infrastructure not keeping up. With growth
Traffic and apartments
Traffic and expensive housing
Traffic big issue & nobody seems to care.
If the powers that be had to sit in traffic from Glenmore through Route 20 3-4 mornings a week trying to get to work, there might be a change at least in the works.
Frustrating!
Traffic congestion and lack of pedestrian and bike lanes/trails is a major problem in Pantops area.
Traffic increases, huge developments without much thought, overcrowding, high taxes
Traffic infrastructure will not keep pace with growth
Traffic is a huge concern in Crozet and the public schools are bursting at their seams in Western Albemarle and there is too little that is being done to account for the huge growth potential
Traffic is an issue east of town. It can take me 45 minutes to get home from work, which is 8 miles away. And there is more development coming.
Traffic is excessive
Too much development in the Pantops area and 29 north
Less affordable housing
Traffic is worsening and will continue to worsen, but other factors will balance that out
Traffic issues and unrestrained growth are negatives
Traffic issues go unaddressed
Traffic on route 29 is increasing to such an extent that backups are place. Can only see this getting much worse with all the new housing developments that are being built along Route 29 in the northern part of the county.
Traffic on Rt 250 will continue to get worse until there are improvements made
Traffic problems
Traffic will be an issue. There is a lot of development going on with no apparent change in the road capacity, especially along 29 and 250.
Traffic will be much worse as the housing infill is exploding with no thought to road improvements.
Traffic will be worse. Schools over crowded.
Traffic will continue to be a major problem in AC
Traffic will continue to get worse and worse.
Traffic will continue to get worse due to lack of planning by VDOT
Traffic will continue to increase

B7- In the space below, please elaborate on why you think the quality of life in Albemarle County will improve, get worse, or stay the same.
Traffic will get much worse due to the building going on in Rivanna Village and beyond. Rate 250 needs to be made larger.
Traffic will get worse.
Traffic will increase
Traffic will increase and the condition of the roads will worsen.
Traffic will increase, taxes will get much higher, and the County will continue to overtax, obtain a surplus, and spend it, rather than returning the surplus to the taxpayers.
TRAFFIC! Route 250 from Free Bridge East is becoming dangerously impacted by overdevelopment, with new housing areas and new commercial construction at Pantops adding commercial and residential vehicles, with no regard to access and or exit beyond Shadwell's.
traffic,
traffic, aging infrastructure,
traffic, loss of rural landscapes
traffic, overbuilding
traffic, overbuilding, lack of affordable housing, lack of diversity in suburban areas, climate issues, no living wage law, Alb County schools seem to be confused about their mission
Traffic, overcrowded schools, failure to address these issues
Traffic, race relations, income disparity, cost of living
Traffic, taxes and cost of living
Traffic
Transportation and school needs in the western region of county have not been properly planned for. Very disappointed to see the lack of foresight and approvals of densely populated housing communities by the likes of Ryan Homes and Stanley Martin. These are not local builders and they are not providing the proffers that are needed for the infrastructure and school needs.
Transportation infrastructure hasn't kept up with population growth and job opportunities are somewhat limited. Additionally the cost of living continues to rise.
Turning from conservative sane to illogical blue.
two young males (whose wives have left them and who have renters as housemates) live next door so I worry about their temperaments.
Unaffordable for housing the lack of living wage jobs to live in the county
Unaware of any planned activities that would significantly affect it.
Unbalanced representation in government. Concern for future due to destroying values.
Unbridled housing growth with insufficient infrastructure—supervisors unwilling to put community interest above developer's interests.
Uncontrolled growth
uncontrolled growth with little concern for existing infrastructure, affordable housing, and resident input
uncontrolled growth, more traffic
Uncontrolled growth, worsening traffic, and ever-increasing taxes, and Democrat party pro-abortion and ant-gun laws
Unless well controlled, population growth and density will have a negative impact on the quality

B7- In the space below, please elaborate on why you think the quality of life in Albemarle County will improve, get worse, or stay the same.
of life in Albemarle County.
Unplanned expansion, driven by developer investments, not long term planning.
Moreover, trees were what made this place distinctive, new developments are not bound to preserve or replace them, do so at far too small a rate. It will turn into just one more American small town.
Vehicular traffic and development
Way too much development and in a very dense manner, horrific traffic!
We are becoming exactly like the city of Charlottesville
We are being taxed right off our property. The county is allowing the building of high end homes which is exploding the traffic on our two-lane roads. Cell service is nil to none in the quickly-disappearing rural areas.
We are blessed to live in a beautiful community with lots of activities. I am concerned about the pace of growth. People need a place to live, but roads are getting more and more congested and we are losing open areas.
We are experienced too much growth without enough infrastructure being created. The County is allowing excessive amounts of growth in lower to moderate income areas and not allowing any in upper income areas.
We are quickly becoming California east. :-(
We have a great a way of life now. Many people, professionals and volunteers, are dedicated to continuous improvement. This is creating community cohesion and solutions on the ground. This is important. Good people live here.
Issues that will effect us negatively: climate change; authoritarianism; disrespect for nurturing values like free press, election integrity, embrace of basic love for our fellow humans and truth telling.
Locally, we have not embraced best guidelines for 21st century building design even though we are an intelligent group dedicated to public good. For example, why do we not plan and build with orientation to the sun in mind? From designing communities themselves on down to facing each building and placement of windows properly to take advantage of the natural free sunlight we would save money and decrease our carbon footprint. Charlottesville could lead in this area of creating a culture that supports this thinking and action.
If crisis reveals character I believe this area will do well in our struggles and go forward with our nurturing values.
We have a strong economic base, school system, and infrastructure. Virginia has turned blue, so programs and policies that improve the quality of life will be supported.
We have very limited options to broadband and our service is not adequate because it is slow and there is a data limit. It's not adequate. We can't watch videos or stream music. Downloading anything takes a long time. This is pretty unbelievable given that we live in the county where the state's flagship university is located. I don't think this would happen in other states. Even the most rural and sparsely populated states have faster internet connections than do we.

B7- In the space below, please elaborate on why you think the quality of life in Albemarle County will improve, get worse, or stay the same.
We live in a rural area that seems unlikely to develop heavily. We like it that way. The biggest downside where we live is poor utility and internet services, which also seem unlikely to change much in the near term.
We need government that takes problems seriously. Spending more and making life easier for homeless etc, isn't the answer.
We need to address public transportation, we need to address the cost of living, i like the community and people but we will get priced out if we are not wealthy
We need to continue to invest in our schools and expand our road networks
We own a small business, Albemarle county says they are for small business but I do not think so. Too many constrictions.
We will continue to grow which will bring with it increased congestion and higher taxation.
Weak infrastructure
We've become a one party, big government county. High taxes, dirty politics and politicians. It's not looking good.
Where I am, in the country, no one wants to move.
Where we live, it is likely to stay rural. The choices of shopping and food are excellent and will likely ebb and flow like most local economies do...that is why i think it will stay the same.
Why I KNOW quality of life will get worse is because government reps are dishonest blatant criminals & not held accountable. We've no representation. Wealthy liberals & angry minorities rule the day. Sadly most are not natives of our once peaceful, law abiding, golden rule society. That lawbreaking officials proceed unchecked concerns me deeply.
Will not improve until the problem of poor roads especially gravel roads is addressed
With the prices for apartments increase more and more people are living paycheck to paycheck.
Without major road development/improvement we are heading toward gridlock. New housing, increased population, etc. are great but require a solid foundation.
Wonderful scenery and countryside, hopefully preserved in terms of ecology and built environment; apparently well-run gov't and civic organizations; general level of prosperity seems to be stable or improving, hopefully providing opportunities for citizens
worse because of increasing urbanization
Worse: increased Traffic, overcrowded schools
You keep electing Democrats.

D2- In the space below, please add any comments you would like to share about the convenience or inconvenience of accessing any of the above assets or services.
"Don't know/Prefer not to answer answers above are all "Don't know."
1. Dominion Electric - outages in western Albermarle
2. Century Link - inconsistent internet connection.
250E area is a traffic nightmare no matter what time of the day or night. None of the items listed above are located in this area.
A county this size should be able to support a mall. (Not the Downton Mall, but a regular mall.)
The sidewalks are not as handicap accessible as they should be.
A lot depends on the time of day & the amount of traffic. Traffic is getting progressively worse especially in areas of rapid development, because the infrastructure is inadequate for the quick growth.
a lot of traffic makes it difficult to get places. Have to allow extra time due to lack of alternative ways to get to places (for example: getting to town from east of charlottesville-- 250 is ridiculous during the week. When 64 is backed up, 250 is even worse.
Access and parking at nearly all grocery stores in the area is a mess. Also need more access and continuity of sidewalks and bike lanes and MUPs
Access to parks and health care is the best I've experienced anywhere I've lived, which includes Greater DC, suburban Milwaukee, Piedmont North Carolina and suburban Philadelphia
Access to recycling services has become an increasing problem over the last couple of years (and yes, I know there are macro reasons for this).
Affordable child care is an absolute travesty when compared to other areas like Glen Allen, Richmond, Roanoke and Utah (former places I've lived). Traffic and roads are a nightmare. One small fender bender anywhere along 250 or I 64 east of route 20 causes mass delays and happens on average at least once every 2 weeks. This may not seem significant but this causes loss of pay and access to patients that rely on nurses and doctors to get to UVA.
Again traffic has become a nightmare in this area. I lived in Northern Virginia and this area is rapidly becoming as bad as it is up there. There is no library anywhere near me. I will not use the main Library in the City as there is literally no free parking or any parking available. The next nearest library is on Rio Road which is a considerable distance from my house, and traffic issues make it even more difficult. The County does not provide decent recreational activities or parks with any resources other than lakes and walking trails or playing fields. Access to shopping has become more onerous due to an immense increase in traffic and more time wasted waiting in traffic due to overdevelopment.
Again, accessing the above referenced services from the southern tip of the county presents a challenge if you don't have reliable transportation.
Again, BOS seems to have a choke hold on convince by way of very poor planning and support of western roads. In particular 250 west from the city limit to I 64. Roundabouts are a small bandage to deal with a severed artery.
Albemarle County could use more cultural centers/organizations. There could be more sidewalks and sidewalk maintenance.
Albemarle needs to provide regular residential trash pick-up, at least in the urban ring.
All I want from local government is security by a quality police department, fairness and justice from zoning and inspection officials, and safe roadways thru combined work by the County and VDOT.

<p>D2- In the space below, please add any comments you would like to share about the convenience or inconvenience of accessing any of the above assets or services.</p>
<p>An adjacent lot in Pantops, near Darden Towe Park and next to the Elks Lodge, has operated a junkyard on R-1 land since prior to 2017 and County enforcement has been aware for over 2.5 years and has failed to correct this violation. Pedestrian crossing at 250 and Route 20 is dangerous and the intersection needs correction now, not 5 years from now.</p>
<p>Answered based on owning & operating personal vehicle. If relying on public transportation all items would be very inconvenient</p>
<p>Appears like all services are geared towards the people in Albemarle that live closest to Charlottesville.</p>
<p>As a cyclist the bike lanes are a joke as they are not maintained and are full of debris from automobiles. Glass, gravel, sand make for treacherous riding.</p>
<p>As a resident of Albemarle County for over 40 years and having lived in White Hall for 30 years, I have watched County Government decline and be mismanaged for the past 20 years. The concept of a "Master Plan" with a "one size fits all" works only for those in high density growth areas and negatively impacts those of us in the outlying areas.</p>
<p>as far as I know most services are located in or near Charlottesville and I live on the edge of the county, I can see Nelson county from my window and there are almost no county services near me</p>
<p>As previously mentioned, traffic has become almost unmanageable certain times of the day.</p>
<p>As someone who is fortunate not to have needed emergency services, I am concerned about reports from Greene County and about the closure of the Scottsville volunteer units. I have not seen statistics about response times for fire and rescue. I hope that county services are good or even excellent, but I don't know.</p>
<p>Basically, everything is in the City of Charlottesville, or within the urban ring of the city, which is not convenient if you live outside of that area. I would love for there to be more/better services/amenities in/near Crozet. The library is a great start, and I'm very excited for the planned expansion of Claudius Crozet park (and ACAC taking over there). Would love love love a spray park in Crozet. There needs to be a recycling center in Crozet that takes all the things they take at McIntire. Recycling needs to be convenient or people won't do it.</p>
<p>There is no public transportation outside the urban ring, and very few bike lanes. All the planned housing development is huge single family homes that cost half a million dollars, or luxury apartments. Where is the affordable housing for the service industry workers?</p>
<p>Childcare is too expensive. There are no good options for families that include subsidies, scholarships, or a sliding scale based on household income. Childcare for my two year cost more than my mortgage, and she only goes 3 days a week! We need pre-K in our Elementary schools, and FLES - wasn't that supposed to have happened already? Maybe it did and I'm not aware, but the most recent time I looked into it, it seemed to have not been expanded to Crozet or Brownsville yet. Also, more after-care options for school-aged children.</p>
<p>My household has two adults who both work full-time, one with a college degree and one with some college, and we are struggling to make ends meet. We make too much money to qualify for any kind of federal or state assistance, but too little to actually afford to live and</p>

D2- In the space below, please add any comments you would like to share about the convenience or inconvenience of accessing any of the above assets or services.
work in the county.
Bottom line - I don't feel like my community is very conducive to raising and growing a family, and I frequently consider leaving the county for this reason, but I can't afford to live closer to the City.
Because I am older and live in a very small subdivision many of these services are either not relevant to my personal use or would not be expected to be available.
Because I don't live or work in the city of Charlottesville I can't answer some of the above questions. I don't have children attending school; I haven't had to use emergency services; I don't know where the greenway trails are. The library system has been very good.
Because of my age (88) I tend restrict my driving to destinations close to where I live. I drive into Charlottesville only when absolutely necessary. I can satisfy most of my needs within a short distance from home. Ratings above apply to the nearby areas I typically frequent.
being retired, I don't use the schools or child care. The recycling center is great, but wish it would take more plastics. I also do not ever use public transportation. I enjoy my home and only go to town when I need to.
Better access by bike, sidewalk, or (best of all) bus along route 20 N would make a big difference.
Better Amtrak service, more reliable and frequent to DC would be fantastic.
Better public transportation to the northern section of Albemarle County, Hollymead Town Center.
Bicycles make county driving very dangerous, particularly on county roads. It would be nice to have a recycling center in Earlysville.
Bike lanes aren't really safe. I can't rely on public transportation and must have a car to function.
Bike lanes don't exist in the northern part of the county. And the few that there are are not wide enough nor well enough maintained so it makes biking too dangerous. Moving here from a state that prioritizes outdoor activities and bike commuting I was very disappointed in the lack of ability to bike anywhere.
Bike lanes often are full of debris. Cars often take up part of the bike lane even when cyclists are riding in them. The county recently increased the speed on Berkmar extended from 35 to 45 which makes it more difficult for cyclists going 35 mph down the hill coming into town when cars aren't staying 3 feet away from them.
Bike lanes or trails would be amazing!
Bike lanes should be more continuous
Bike/ped needs major improvement in location, availability, and connectivity.
Bikers on the rural roads are so dangerous. Rural, but highly traveled roads, are so narrow with virtually no and/or dangerous shoulders. Wish we had better bike lanes on these roads rather than rounding a blind curve and facing a group of bikers. The Rio road/JWP area is poorly planned and already so congested. With the hundreds of apartments/townhomes planned and the new senior center opening the traffic will be a nightmare.
Bikes are a major problem. Need to license so funds can pay for road improvements. Sidewalks are only needed in urban areas and should be funded by those people. There are no positives to either for the rural people. Those folks just want to impose on us and walk and ride on our property without permission. They need education and learn to respect our way of

D2- In the space below, please add any comments you would like to share about the convenience or inconvenience of accessing any of the above assets or services.
life. We got Albemarle County this far without them and would be better still without them, so quit approving rezoning and issuing building permits.
bikes should not be allowed on any public road that has no dedicated bike lanes! I disapprove of dedicated bike lanes in almost all cases.
Biking lanes are non existent. They should be complete off the road similar to the Capitol Bike Trail. Sidewalks on route 240 are also non existent. For a community that wants people to walk or use public transportation, the sidewalks are a joke. The amount of development in. Dozer, especially Old Trail, is insane and has turned that part of Crozet into Northern Virginia. Any semblance of consistent architecture to fit in with the surroundings is gone.
biking lanes need to be better connected to allow residents to actually get from one place to another. traffic in certain arteries is getting unbearable (Hydraulic/29 intersection, Rio/Warner/Park)
Biking on many of the county roads in Earlysville seems to be unsafe to me. I understand those who like to ride their bikes in a beautiful area, but I think it is unsafe for both the riders AND the car drivers.
Board is blind to the bad development decisions they are make our roads more congested and accident prone, especially on Rio Road. It was also a poor decision to leave court services downtown where they continue to be over crowded and difficult to access.
By rating bike trails as inconvenient: I am very much in fgavor of biking. One of our children biked across the county. HOWEVER most roads are horribly unsafe for both bikers and cars.
can't comment on in- or inconvenience on certain questions, so far I am still able to drive anywhere I want
commuting back and forth between Crozet and Charlottesville can be a challenge from a traffic standpoint. We need more sidewalks in Crozet, particularly connection the neighborhoods of Wickham Pond and Western Ridge to downtown Crozet. The downtown Crozet lumberyard redevelopment project is needed to make Crozet more vibrant and culturally active. Pedestrian connections must be an integral part of that project.
Continue to create middle income jobs.
Continuity of bike lanes and sidewalks is a high priority.
Convenience depends on where you live in the county. I chose to live where I do because it is convenient to both 29N and the 250 By-pass.
High density development and the obsolete JWP have worsened traffic and the crazy workings of the traffic signals have made things much worse.
Convenience is directly related to time of day. Periods during rush hours are fairly inconvenient. 29 north is very congested until 7 pm. Most shopping is north of Charlottesville although 5th street station has helped. Sidewalks are lacking along 5th street extended/old Lynchburg Rd.
Cost of trash/recycling pick up is astronomical. Really miss the per bag sticker of Cville, as we have very little trash every week. Forces us to gather our trash in the garage and when we have a couple of 32 gal bags drive our bags to the dump every 8 weeks, and drop recycling off at McIntyre when going into the city.
county is allowing development to run ahead of transportation infrastructure at critical nodes: 250 east of town in particular from Black Cat Rd to Pantops bridge; Hydraulic intersection (ok, that's only 1/4 AC's responsibility); many on ramps are shockingly dangerous (again, a shared responsibility with VDOT). this is the major problem getting to different locations.
County is overbuilding without any concern for traffic patterns. Traffic is becoming ridiculous for this size city. I have lived in Chicago, Philadelphia, New Jersey, Los Angeles and Houston

D2- In the space below, please add any comments you would like to share about the convenience or inconvenience of accessing any of the above assets or services.
all of which have a lot of traffic but the counties and states have done a much better job with their traffic. Years ago here Motorola wanted to build a plant here but it was refused because of concern for resources.
County needs to make paving of 19th century gravel roads a priority over pandering to the urban ring.
County roads are dangerous with speeding drivers and no enforcement of the speed limit and crossing double yellow lines.
County School system is terrible. Albemarle High is too big. Poor history/job of hiring quality teachers. A school can only have so many entry level teachers. My son was very discouraged by the school and his education there. There was a commercial just last night about Albemarle not being able to run two emergency vehicles/ambulances every day??? What is the county doing about the high cost of housing? Is the county building affordable housing? Is the county giving up land or giving builders tax breaks?
County services (water, sewer) not available, even tho living within 1 mile of 4 county schools. Thus, even tho paying county taxes for almost 50 years, cannot take advantage of rebate & toilet removal for switching to lo-flow system....
County sidewalks are nearly inexistent. The county office is in the middle of the city and nearly impossible to access during the work week.
County Supervisors fail to recognize the need for additional retail space while they continue to let the out-of-town builders construct housing developments.
Despite al the building and development both in the city and county, life has lost its charm in Albemarle County. Too many developments and no real improvements in roads and access to Charlottesville. Really unfortunate for the townspeople but the developers and RE people have reaped huge rewards. Charlottesville and Albemarle lost its luster after the economy roared back. Businesses seem to cannibalize one another-too many restaurants and storefronts for the population here.
Do not like going to Charlottesville to get items, poor parking and traffic!
Do not use bicycle lanes. Rarely see anyone using them.
Jaunt and Cat are very expensive on a per rider basis.
Downtown parking is sometimes an issue in Charlottesville.
Due to where I live there are not many options in how to drive to shopping, etc. pantops traffic is a nightmare.
East Crozet lack sidewalks
Eastern side of Alb. Co. still needs some development outside of shopping centers. Post office and library would be nice.
Elephant in the shopping-center-room is Fashion Square Mall; everyone I know is talking about what a shame it is, that the stores are awful and that no one goes there; it used to be a hub for this community and now it is seen as a black-mark to avoid; no one knows what is going to happen...leadership and guidance from the County about that space or plans (or anything other than news stories about more stores leaving) would be reassuring...it is an increasing issue that could be easily mitigated by some level of communication even if it is "we don't know but we are looking into it."
Emergency services are 30 minutes from NE Albemarle.
Everything is inconvenient here now. It feels like Northern VA. I can go to Short Pump town center, run every single errand and more and drive back to my home in Albemarle County before I can make it from point A to point B in Charlottesville.

D2- In the space below, please add any comments you would like to share about the convenience or inconvenience of accessing any of the above assets or services.
Extremely limited handicap access to facilities and services.
Fashion Square Mall is dying. So is Albemarle Square. County/BoS WANT them to die.
For those who do not drive, elderly, etc. public transportation is inadequate. Long waits, unreliable schedule/service. County and surrounding areas way to spread out to make using public transportation feasible for things such as doctor, vet appointments, off-the-beaten path errands
Forced design of parking lots in the area is terrible. Certain newer parking lots such as the Chipotle/Starbucks strip are an accident waiting to happen. Getting out of a parking spot is risking your safety.
Forest lakes sidewalks and walking paths are fantastic, traffic to JPJ events is ridiculous
Form of development still emphasizes cars rather than ped/bike
Buses are horrible, everyting focuses on taking you downtown and need to switch buses to get anywhere
GET don't rural residents started about TRAFFIC. DAILY we are ENDANGERED by AGGRESSIVE DRIVERS, DISTRACTED DRIVERS - passing on double yellow, passing 2-3-4 cars blindly (on CURVES), etc. THERE IS NO ENFORCEMENT! THERE IS DETERIORATING personal and community safety ethic on the roads! THE 'ONLY I'M IMPORTANT' 'ONLY I NEED TO GET TO WORK', 'ONLY MY PROBLEMS ARE IMPORTANT' attitude is manifest!
health care?! WELL all of it we need is not nearby and nearly impossible to get to too without great trouble including poor or impossible parking anywhere near UVA clinics (We did switch to the UVA Pantops Clinic but not Pantops is INSANE TRAFFIC).
dental care or mental health care in the rural areas! NOPE! DON;T EVEN BOTHER TO LOOK! THERE IS SO LITTLE AND IF SOMETHING THEN VERY LITTLE CHOICE.
public transportation?!! ARE YOU KIDDING! THERE is not regular good service that would let us park in 5th St Station or mill creek shopping center and get to work! get to medical visits? If there is not commuter parking incorporated in the Biscuit Run design then the County has gone entirely MAD! At least County is talking about trying a 'commuter' out of Crozet! GIVE THAT A GOOD TRY - not the usual half-assed try. And see what will work elsewhere.
shopping centers! AT LAST County did something excellent with the 5th St Station situation. We have nothing against Dollar Store but that was usually the only 'department store' that we could easily get to and still in many ways still is. HAVE YOU seen how busy the Dollar Tree is in the 5th St Station! I see many city folks - including many clearly working class or poor folks - getting off the bus to walk over to Dollar Tree! CITY people are coming out just for that because the CITY ELITE SNOTS WHO HATE working class people don't allow 'those kind' of stores in the City! Good on the County!

D2- In the space below, please add any comments you would like to share about the convenience or inconvenience of accessing any of the above assets or services.
recycling! ARE YOU KIDDING! WHERE IS THAT. WHO CAN GET THERE from the distant areas of the County?! If the County propose
Getting around by car is not good where I live. Over development has really put an increased traffic burden on the roads and its difficult to even exit my community (Dunlora) at times. This is likely going to get worse with the stupidity of the development proposals around my community that the country is likely to approve.
Albemarle County - Turning great neighborhoods to [profanity redacted]!
Getting around by car on Rte 250 in the morning is difficult
Given where I live, everything is somewhat inconvenient.
Go to Richmond for most needs
Greetings, Salutations ☺ In all the Places I have lived, This is where my Youngest Daughter came to, and I Followed her. Named for me. After I took her to California, we came back to Pennsylvania, then she grew up and came to Charlottesville Virginia. I Love the Mountains. This is my Heaven on Earth. However I have been treated unfairly targeted by USPS and UPS and Amazon prime, since I have been here in Charlottesville Virginia. Only Because I am secluded and Praying for My Country and My Military Personnel and President [name redacted] ☺ Administration ☺. ☹️ I have had 2 Strokes because of the way I have been humiliated and, even fell in the Historical Landmark Post Office here in Charlottesville Virginia. I am the Top Adviser for Mr. President [name redacted]. I have been ridiculed because of it.
Handicapped accessibility needs improvement.
Have to rely on private solid waste disposal. EMS service is often not timely
Hopefully we never have to go by ambulance from Glenmore early morning or evening drive time !way too much traffic!
Huge lack of recreation facilities other than passive use (hiking trails and parks). In an aging population, there is no interest by the county or movement towards construction of pickleball courts. By comparison, Chesterfield county has built a total of 26 dedicated courts in 3 separate locations.
I am fortunate to live in an extremely convenient location with access to services. Many people are not this fortunate and need development in the planned areas despite the NIMBISM of those who already have the privilege of living near their work and services
I am increasingly making decisions about driving based on traffic.
I am very concerned with the direction the BOS and staff are taking. The RAIN TAX, the tiny houses in backyards, doing away with zoning - these are symptomatic of a mindset that thinks citizens are stupid and need to be managed. It is very concerning.
I believe that transportation will be one of the biggest problems in the future. Not enough planning has been done to plan for the tremendous amount of growth in the north end of the county. To much of the traffic is forced down to few main roads with little or no room for expansion of capacity.
I choose to live in a rural area, so inconvenience is a factor in daily life.

D2- In the space below, please add any comments you would like to share about the convenience or inconvenience of accessing any of the above assets or services.
I chose to live in the county/country and expect that many things will be less convenient than in an urban area
I don't know of any BBC immunity centers in Albemarle besides Greenwood. The northern end of the county could use something more central. We would currently have to use the city of Charlottesville centers if we wanted to drive less than 40 minutes. Most cultural experiences are also in the city, but I don't think that's as big a deal as getting there. The GSI is a boondoggle. No real improvement except for the pocketbook of the contractors.
I don't bike.
I don't even know what a "community center" is. Do we have those? I know the city has a good recreation center.
Regarding my "somewhat convenient" answer for public schools — my only concern is I live pretty close to Albemarle High/Jouett Middle/Greer Elementary, and while many neighborhoods are close enough to walk, I drive through the school zone every morning and frequently see people speeding through there. Cars do not stop for the kids waiting at the crosswalks along Georgetown Road. The sidewalk across Hydraulic from the high school is so narrow that two people can barely walk side by side. I am always nervous when I'm driving past there that someone is going to misstep and accidentally step into the road.
I do not observe much traffic enforcement along Hydraulic, and that is frustrating and makes the area feel less safe.
I don't know why all this new building is being approved with apparently no plan to add lanes to traffic or to ask residents for opinions and involve the community. Stop massive programs like WAWA and a hotel to the already ridiculous crowding. Adding a child care center right on rt. 20 is nuts when the traffic on 20 is already too crowded. The light to turn left from 250 onto 20 stays green for only 9 seconds and again, there is no designated right turn only lane coming down from pantops on 250 to turn right onto 20. No one seems to be on top of this problem that will only get worse. It's bad enough already. I will warn others to reconsider Albemarle CTY if the folks in charge do not wisely assess, address and alleviate the traffic woes.
I don't use public transportation; it would be grossly inefficient to provide public transit in my rural area. Bicycling in rural areas should not be encouraged, especially since most of it appears to be purely recreational. Bicycles mix poorly with automobile traffic, esp. on winding country roads; they are slow, vulnerable, and dangerous to themselves and others. More walking and biking lanes would be advisable where practical; in many areas they are not practical and should not be attempted.
I don't use schools or bike lanes. I hate any trip that involves going up 29 North
I find everything very convenient now. I'm concerned that all the new development being considered will threaten this.
i find some of the shopping centers (Stonefield in particular) cumbersome.. you can barely pass an individual for the roadways are so narrow, then to find little to no parking.
I have benefited personally from the opening of 5th St. Station and the 5th St. Station Parkway. I can get to schools easier, as well as shopping in the county south of Charlottesville. I am no longer shopping in the city, benefitting the city with my sales tax revenue, nor am I clogging 29 nearly as much with my vehicle.

D2- In the space below, please add any comments you would like to share about the convenience or inconvenience of accessing any of the above assets or services.
I know this problem cannot be fixed, but recreational cyclists, especially in groups, are dangerous on "country roads".
I live at Red Hill Rd. and Rte 20. Emergency fire response to our area is 15 to 20 mins. What is actually going on with recycling now that Vanderlinde single stream is gone?
I live in a rural area by choice. Biggest real issue is trash/recycling—options are so limited.
I live in an area where there is no public transportation or recycling services. Access to the greenway trail is blocked by Glenmore. We do not have sidewalks or bike lanes which suits me just fine. It's a rural area that I would like to stay that way. Traffic on Rt250 east has become problematic with all the new development. We really, really need to curb over-development for both traffic issues and to preserve the rural environment.
I live in Batesville so everything is a drive. I don't have any complaints and luckily have not needed many services.
I live in Keswick and in a very rural area. And on the very fringes of the county's border. County services are naturally more difficult in this location
I live in the country so I don't expect complete convenience. I would like to see more funding for transportation for outlying areas.
I live in the country. The only thing I want for my tax dollars is decent fire, police, and emergency services. Some really descent restaurants in Charlottesville would be nice.
I live less than a mile from the Crozet library and park, but my daughter and I cannot walk to either because there are no sidewalks along 240. Nor can I walk my dog in my neighborhood.
I live near a problematic intersection-Greenbrier & Hillsdale -it is imperative to put in a light, or, at least a 4-way stop.
I live off of Polo Grounds Rd which at the current time is under ASSAULT by a builder who is bringing in gravel etc and taking up road space that will all too soon be filled by literally hundreds of cars who are likely to pay NO attention to cars driven by residents already living off the road. And members of the BOS who CRY and WRING their hands about 5 trees coming down on Rio Rd could care less about the absolute RAPE of the flora and fauna on PGR. Drive down the road and see what a travesty you have allowed to happen. I dare you!
I live on a private road, have no children and have a private well so do not use many county services except for driving on the roads. I pay a private service for trash pick up. Consequently, accessing county services is a non-issue..high property taxes are.
I live on Earlysville Rd which is terrible for walking or biking
I live on Northfield Road. Lack of sidewalks is risky and inconvenient in a neighborhood that, being so close to shops, needs to be walkable, especially given that cars tend to speed.
I love living in the country on my little farm surrounded by woods!!
I relied on the CAT bus system for daily work commute for over a year and it was torture. Busses ran late, CAT drivers were abusive, fellow commuters smoked constantly. This system is not usable.
I Shop in Waynesboro
I strongly believe it is an extreme detriment to the community and property values when retail space is left vacant in strip shopping centers and malls. I also think that unfinished building on the downtown mall is an eyesore.
I struggled with these questions. Living in a rural setting by choice, I pretty much have to drive to everything and this influenced my answers.
I suspect most county residents, apart from students, are fit enough to take advantage of the bike lanes due to lack of interest, lack of fitness, or bad weather and impossible hills.The cost

D2- In the space below, please add any comments you would like to share about the convenience or inconvenience of accessing any of the above assets or services.
of bike lanes and hiking trails and parks are all at the expense of county roads. 25 percent of rural secondary roads are gravel, dirt, and potholes, which ruin expensive automobiles. The county has decided to treat rural residents like second class citizens. Our tax dollars do not pay for water, sewage, adequate police protection, and adequate fire protection given that the firetrucks are too large to get over many (56) bridges and many driveways. Our supervisors ignore all of this and continue to spend public money on basically recreational items.
I want less government, fewer shopping centers, lower taxes, more support of gun rights.
I wish Crozet library was open on Sunday.
I wish there was a crosswalk from Grey Fox to Meriwether Lewis Elementary.
I wish there was access to basic groceries in Ivy.
I love the County Parks and use them frequently.
I wish we had a more robust public transit system
I would advocate for more funding for public transportation systems. Specifically, to make bus route travel faster (by adding more buses and expanding bus routes) and by physically improving all bus stops with shelters, benches, and lighting. More roundabouts at major intersections such as John Warner Parkway/Rio Road, and 5th Street/Old Lynchburg road would also really help.
I would like more pedestrian, trail, and biking options to be added to our side of the county that will take us into the downtown area.
I would like to see more public transportation services and better pedestrian amenities along roadways and in shopping centers. While the new shopping centers along 29 north are dense/clustered together, I feel un safe walking in and between them. This forces me to drive to and between them and excludes other mobility options for everyone. People who can not drive will never be able to access them indipendently.
Also, I would like to see a stronger Safe Routes to schools program with a full time staff person and more activity than a few events. Let's get these kids walking! And especially make it safe for them to walk and ride bikes to school and other activities.
I would like to see more recycling options
I would like to see safe bike lanes, like they have in the Netherlands; a small median between car traffic and bike traffic. I would like to see this on Polo Grounds Road for resident's on/off Polo Grounds to access the Brookhill development by bike
I would like to see the county offer something to home owners either a county pool or a voucher for the county to contribute to a private pool for swimming - the city charges an outrageous amount for county residents and not everyone can afford a membership at a pool - I do not wish to swim in any of the lakes they have had issues the last few years and I do not feel they are clean nor do I want to swim with creatures - the county gives all that money to the city in the revenue sharing agreement but we get absolutely NO value for all that money - I would like to see more opportunities for the retirement age tax payers that are not getting any benefits from schools but the schools are getting all the money - I think we have great EMS - in fire, police, rescue and dispatch and lucky to have them but other than that - we really don't see anything else for our tax money.
I would love to see a bike trail connecting Earlysville to the Berkmar trail.

D2- In the space below, please add any comments you would like to share about the convenience or inconvenience of accessing any of the above assets or services.
I'd rather have more opportunities to not drive and do not like massive parking lots.
If not between 0730 to 0900 and 1530 to 1900, driving in Albemarle is OK. During rush hours, traffic is bad to unbearable. Roads are jammed, drivers are reckless and rude, and tailgating is common, even by drivers of law enforcement vehicles. On/off ramps to I64 are downright unsafe (e.g., 118A/B). Allowing parking at the County Office Building lot during weekends was needlessly taken away and never restored. What did it hurt?
If you are encouraging low income housing in the more distant rural areas, grocery stores and public transportation is a must
If you are in the outer rings of the county you might as well mark all of the above questions as poor. Primary responsibility of BOS is to advocate for the needs of their constituents and not their individual personal viewpoints
Improve roads and traffic flow.
In rural areas, we are used to driving
In the NE part of the county no recreation.
In the northern area of the county, it'd be nice to have a community center nearby or a library. But the parks are wonderful.
Insufficient transportation services in rural areas.
Isn't it your responsibility to provide adequate fire protection and other emergency services. Not 15 to 20 minutes away. I'm sure my home owners insurance see's this! I was recently turned down for a home owners policy because of this lack of adequate emergency services.
It can be difficult accessing the areas by automobile. Some businesses are located way off the road and you cannot see them from a street. Traffic lights are not synced well, and there are not enough turning lanes at intersections. Right and left lane flashing yellow arrows are inadequate. I acknowledge, however, that the County is doing a reasonably good job of building new roads (i.e., Hillsdale, and road between Sam's and Hollymead Town Center/Airport).
It is more convenient to shop in Richmond, Gordonsville or Waynesboro than to shop in Albemarle or Charlottesville due to excessive traffic from bad planning and traffic design.
Access to utilities is very slow due to bureaucracy and is over priced.
It shouldn't take me longer to get through the traffic to UVA hospital than the rest of my drive there. I understand it's a high volume area, but that's the only hospital that accepts my medical insurance and i'm sick of it. Also, where are my tax dollars going? all the roads are still terrible, lights never match up, and police are doing the absolute least.
It's very hard at times to travel 250 west to get anywhere in a timely manner, lots of backups, it should not take 20 min just to get down Pantops from State Farm Blvd
It's five miles to the nearest grocery store.
Jaunt provides excellent service to its customers. The CAT system is not well laid out for county riders or responsive to their needs
Jaunt won't come to SW Albemarle and there is no other option. This is a huge issue for us.
Just keep the countryside country!
Limited availability for walking safely in rural areas.
Limited services
Little effort to accommodate biking on county maintained roads. Public transportation difficult to use.

D2- In the space below, please add any comments you would like to share about the convenience or inconvenience of accessing any of the above assets or services.
Living on the southside has definitely improved with the building of 5th street station. Having a grocery store like Wegman's is a plus as well as having the variety of restaurants, a movie theater, doctors offices, so close by. Plus Planet Fitness too. The southside could do w post office on this side of town or perhaps a library. Avon Street Extended has definitely become more congested then previously and it is a nightmare to turn left off of Southern Parkway between 4-6 pm. Since a light there is really not feasible, as its too close to the Mill Creek Drive intersection, perhaps redrawing the lines so a dedicated right turn lane could be added back to turn on Southern parkway an lessen those on the avon street extended.
Living out in the country means many of these services are not available or needed. I have to drive into town and then they are available.
Looking at rt. 20 near Scottsville, and the roads in Crozet. Too many bikers. These roads were not made for this. They are narrow and curvy. So what we have to widen them to accomodate the weathy bike sect that has been flooding the area. Why should we have to pay for their hobbies. They are a menace on the roads. If we need more grocery stores to accomodate them will have to pay for that too. Stop letting UVA flood the area with people from elsewhere. If they expand they should train local people for those jobs.
Looking to future, would be wise now to start creating more safe options for bike usage in getting around .
Lots of traffic. Not enough information or assistance provided for things like recycling, especially not in the more rural areas of the county.
Make recycling more convenient. I do my recycling at the Recycle Center in Waynesboro as it is easy to use!!
Many of the "services" mentioned above should not be using tax payers' money
Many of these services require significant travel (greater than 20 miles) from our home just outside of Scottsville.
Many roadways need to be converted from 2 lane to 4 lane (e.g. Avon Extended) and many traffic lights could be converted to roundabouts to aid traffic flow (e.g. light from 5th station exit onto Avon).
more bike lanes (and bike lanes that aren't also car lanes)
More bike lanes and trails would help.
More bike lanes and wider shoulders for cyclists are important and potentially life saving.
More parks / trails.
More recycling options would nice.
My answers are solely based on the Scottsville area. I feel that the lower part of albemarle county gets [profanity redacted] for services compared to the rest of the county. Even our voting district sucks, because we are lumped in with keswick and other areas that do not have the same views or desires as those of us in scottsville.
My bad marks for greenway trails and waste management reflect that there is a lot of talk on both subjects, but without serious efforts/results being made to improve them.
My problem isn't the "convenience" or "inconvenience", it's simply the question of whether the service is even offered. When the service is effectively non-existent, I'm not sure how to answer these questions. As far as I can tell, the county does not provide solid waste services, other than a county (or regional?) dump located a good 45 minutes away by car. I'm not complaining about it; I think it's fine. But when I think of solid waste services, I'm comparing Albemarle to counties where curbside solid waste pickup is a government function. (So compared to that, I'd say that Albemarle's solid waste services are effectively non-existent.)

D2- In the space below, please add any comments you would like to share about the convenience or inconvenience of accessing any of the above assets or services.
Biking lanes are similarly hit-or-miss; as far as my commute is concerned, they are non-existent. So, that's more than "inconvenient", it's just non-existent.
My somewhat convenient responses would be very convenient if I felt that traffic laws were properly enforced. I think speeding and especially red light running is a very big problem in the county.
n the morning it can take up to 45 minutes for me to get from my home to Pantops, a distance of approximately 8 miles. Emergency vehicles would never be able to get through to MJH.
N/a
Narrow roads are dangerous for cyclists and pedestrians. Most lack sidewalks outside of developments. Distance to schools is too far for some areas. Schools clustered in urban areas instead of distributed through the county.
Need a better plan in Crozet to make amenities more accessible so folks don't have to drive in to Charlottesville all the time
Need a bypass and better roads in general. All that money spent on 29 was needed, but need bypass
Probably need eastern & western bypass
Need a comprehensive high school in the north.
Need more lanes going under Rio on 29. Two lanes is a bottle neck and horribly planned.
Need more activities and places for kids to enjoy. Like a roller skating rink!!
Need more bike lanes and sidewalks. Children should be able to safely walk or ride bikes to every county school
Need more bike lanes/trails connecting outlying communities with town.
Need more sidewalks and better lighting for pedestrians.
Need more sidewalks and crosswalks on Avon St. Extd.
Need more sidewalks on Rt 250 near public schools in Crozet (WAHS) and shopping areas and restaurants. They've built breweries (ProRenata) and office building but you can't walk from Old Trail.
Need more trash/recycling facilities
Need sidewalk along PenPark Dr
Need ways to cross 250 on foot
No
No comments
No cultural opportunities in the western county; galleries, concerts, etc
No one can get anywhere conveniently. Traffic is too much for the infrastructure everywhere in Albemarle.
No parking most places, parking and parking lots always seem to be an after thought, again priorities are wrong
No real good shopping. Impossible to get affordable quality clothing.
No real safe way to ride bikes on roads ie 250 west of downtown. Fashion Center is dying, what happens with that land? 250 not set up for volume of traffic from Crozet/Old Trail
No services at all in the Free Union area.
no trash or recycling pick-up where we live

D2- In the space below, please add any comments you would like to share about the convenience or inconvenience of accessing any of the above assets or services.
Ambulance service in our area is volunteer staffed and therefore response time is too long and unpredictable
None
None at this time
Not a concern for me but is for several of my retired friends: opportunities/places for senior citizens to just get together/make friends. They are hoping the Center in its new/Belvedere location will meet this need(now too formal & organized for some who just want to meet others, talk over coffee). One friend who moved here last year from Henrico County really misses his once-a-week get-together w/ other county residents...sponsored by the county w/ lunch provided and w/ various speakers(on everyday topics of interest to retirees: health, taxes, authors, comedians, etc. A game of Bingo was often enjoyed by a few.☺) Attendees were "just regular folks"...They & fellow taxpayers/the county picked up the tab. The Center can be a bit intimidating...or so I'm told.
Not enough roads and too many bike lanes, hiking trails, and a poor CAT/Jaunt service
Not enough shopping. And the main grocery store is Harris Teeter and is expensive because there isn't any competition. There needs to be a Krogers or Walmart somewhere close to encourage competitive prices.
NW Albemarle doesn't have much of any of the above services.
One place in the whole county to take trash ! The poorer counties around us have better trash programs (dumpsters)
One would think with the high tax rate in this county that I shouldn't have to worry about tearing my car up on county roads. Sadly, there are so many pot holes in the roads here that it's very difficult to maintain a car.
Our emergency services of Police, Fire, EMT's are amazing and do a fantastic job. Community centers.....where? Parks are nice and overall well maintained although the dog park areas are not consistently well kept. Recycling is not available in my apartment complex. Cycling is organized but mainly around UVA but not throughout the County or City. Sidewalks are hit or miss and where there are none pedestrians must walk in the road. That's very dangerous especially due to limited, sparse lighting.
Our parks lack kids play equipment or have just a little place for perhaps 3 kids to play. The parks are now geared for walkers, fishers or boaters. Even most picnic tables have been removed from Chris Greene Lake park. Parks should be for families year-round.
Overall the services are good. As for efficiency of tax dollar spending more emphasis should be placed on infrastructure so the county does not decline in future years. As a commissioner I would look at the growth of social services as this is a bottomless pit spending area, and the school budget increases as we as tax payers are putting money into the schools with no increase in performance. Additional funds seem to be syphoned off into "administration", some new facilities, etc. but do not result in better educational results. In the business arena this is considered a bad investment.
Overdevelopment of the county, too much traffic on narrow, curvy roads, daily accidents
Pantops traffic is a serious issue. Compared to other places we've lived, access to parks and green trails is more limited.
Parking is a huge problem for accessing downtown services, so even though I am only 4 miles away I often do not go down town due to this fact, or go, no parking, leave. The only community center I know about is the Senior Center. I have to drive to access any walking trails.
Parking parking parking

D2- In the space below, please add any comments you would like to share about the convenience or inconvenience of accessing any of the above assets or services.
Pedestrian crossing 29 is dangerous
Planning? Not evident unless you want low income housing. Taxes paid result in little benefit to the tax payer. Low income white families are being penalized by the school system. 3 schools in Albemarle have few minority students. (Source is your website.) County could take a 15% cut across the board and probably improve services. Some County employees act like the Gestapo in their attitude toward taxpayers.
Please stop conflating the community of Albemarle with the local government. They are not synonymous.
Poor roads, no planning for growth. Bad sidewalks
Prioritize transit and road infrastructure instead of the unattainable dream of everyone biking to work. Whoever neutered the Meadowcreek parkway should be in jail. Quit approving every developer's whim without forcing infrastructure improvements. Don't approve new shopping centers while allowing landlords to camp on deserted eyesores.
Proposed changes to Burnley Station/ 29 intersection will destroy home values even more in that area of the county. It will even more time to peoples commutes, increase the time to school for kids, likely increase the number of accident do to people being impatient and potentially endanger the kids on buses as they try to make u-turns in 29. This intersection has to stay as it is and whomever proposed this change never took into consideration the impact it would have on those that live out off Burnley Station Road.
Protected Bike lanes do not exist in sufficient numbers.
Public transit system very lacking, not at all convenient unless you live on a main road. There really are no safe places to walk or ride a bike.
Public transport system definately needs to be significant improved outside of C'ville general area, especially north of town..
public transportation is lacking, not a lot of pedestrian walkways, parks and libraries are good but lacking compared to other cities
Public transportation is not good. It needs huge improvement.
Public transportation is not sufficiently accommodated by both the City and the County. While most options remain reasonably affordable, their accessibility and efficiency have left a lot to be desired over the years, speaking as someone who uses them every day. As climate change worsens, the County must find ways to encourage more efficient and less toxic means of transportation while discouraging car use.
Public transportation is the one thing I'd point to that could be improved for those of us just outside of the urban ring. I'm so close to the place I work or the places I'd want to travel too, but public transportation - or non-automobile self-transport - is not an option. In this regard the county is not being very forward thinking.
Public transportation is wasteful.....just look at the empty buses on our roadways. Bike lanes are good but should not be part of roadways or streets
Public transportation non existent except for Jaunt
Public transportation seems weak particularly on the East side (pantops area and east)
Q
Railroad underpasses are poor.
Really want bike and walking paths. Rio road is getting more traffic. When the new construction is finished Rio will be awful.
Recycling is a moving target in what is accepted from day-to-day, and it's located in Charlottesville, Jaunt (used by mother-in-law) is unpredictable, and the nearest greenway

D2- In the space below, please add any comments you would like to share about the convenience or inconvenience of accessing any of the above assets or services.
trail, (which my tax dollars pay to maintain) is not accessible to residents outside of Glenmore, a gated community.
Recycling services for two very recyclable materials are non-existent: yard waste (tree limbs, leaves, grass) and metals.
Residential development needs to be carefully studied from the perspective of traffic impact....Highway 250 is getting to the point of saturated causing major traffic backups...developers don't care about traffic backup they just want to build as high a density housing as possible....our best line of control is the department of planning who are doing a relatively good job as years go by the county needs to be very careful about transit of the approval ratings will suffer and the county will not be a place people choose to live
Residents of the rural areas comprising 95% of the County and residents the urban areas comprising 5% of the County have different expectations regarding the provision of "assets and services." Accordingly, this question, which seems to lump all residents together, will produce no meaningful results.
Retail options are somewhat limited and those that are available are scaled-down versions of the retailer. As a result, we tend to shop online and in Richmond for better selection ...
Retail shopping is going away every day, cost to operate is too high for businesses. Albemarle County offers no public child care facilities and limited support for school age children so that parents can work. Existing schools do not use technology appropriate to age of kids
Retired, no children of school age, difficulty in persuading law enforcement to monitor and enforce speed limits on rural county roads. Find it impossible to realize any real personal/family benefit for the taxes that I pay.
Ridiculous taxes, ridiculous traffic, poor service, and terrible attitudes.
road system does not support the number of cars. We need another road from I64 to 29 -- 250 is ridiculous!
roads. you should have built the bypass
Roadways seem to be an afterthought.
Route 250 needs to be widened going all the way to North Milton.
Route 29 needs to be expanded from Greene County all the way down to Hollymead.
Rt 250 is becoming very more of a problem each day.When traffic is dumped onto Rt 250 from interstate 64 it's awful.
Rt 29 traffic signals are still horrible to navigate.
Rural areas have almost none of services you are asking opinions about
Rush hour traffic on 29 is an issue. I'm lucky that I generally can avoid driving at that time.
Seem to like high end expensive stores, not a lot of national chain store and restaurant. Only expensive local ones
Seems to me that county supervisors do what they want to do and discount citizen input. Only recourse is the ballot box.
Sharing the roads with bikes is scary right now
Shopping in Charlottesville is atrocious compared to a similar city like Lynchburg. Access to services and events in downtown Charlottesville is cumbersome because of parking inconvenience. The financial arrangement between Albemarle and Charlottesville is unfair.
Shopping is what it is for the area...Wegmans is nice but stores in Charlottesville are horrible due to parking and cramped parking lots. Short Pump in Richmond is not bad drive, so I go there twice a month.

D2- In the space below, please add any comments you would like to share about the convenience or inconvenience of accessing any of the above assets or services.
Shops are closing
Shops at Stonefield parking is totally ridiculous. In a lot of places it's the ol you can't get there from here.
Sidewalks and bike lanes abruptly end in numerous locations. Humprhis Park should be more closely monitored after hours during the warmer months because the "dusk" closing hours are repeatedly violated, but ACP never patrols the area.
Sidewalks and bike paths are not always available for use due to them lacking in places. Getting around by car is a very bad situation due to lack of lanes in places where traffic accumulates certain times of the day...around schools and businesses can be a difficulty!John Warner Parkway was a good idea but already the 2 lanes are overcrowded! There are some great natural areas and parks /greenways that we are blessed to have...thank you for that.
Sidewalks are needed. Shopping it's difficult to find items you need i.e. no Macy's etc.
Sidewalks are non existent in many areas and I wouldn't feel safe biking anywhere that's not a designated bike trail
Sidewalks, bike lanes, and trails to nowhere. Nature areas are not the same as parks. We talk a good game about doing things greener and better. We are making the same mistakes as Northern Virginia.
So much building being allowed so tightly, has made traffic and driving very difficult. Big problem for safety on 250 near Glenmore. There is so much building and so much traffic Only single road in each direction. No where to pull off the road to let an emergency vehicle by. There are ditches on the sides of the road so you can't pull over. It is a death trap. Fire, ambulance or police could not get through due to the traffic and nowhere for it to move to. Very dangerous and nothing is being done. Only more building!
Solid waste disposal is a difficult problem to solve. Not enough child care services in the County.
Some assets are going down hill and not maintained. The roads are crowded and the number of traffic lights make it even worse. A road should be designed where few traffic lights are used if road is properly designed
Some items you are asking about are none of Governemts pervue.
some roads are very congested especially west of Charlottesville in the mornings and evenings
Some roads in the Northeast part of the county are not paved. This tremendously complicates travel throughout the year, when it rains and snows. When it is dry, the dust makes living on these roads extremely unpleasant.
Some sidewalks in our area are crumbling/incomplete/end at odd points. The bike lanes are not safe as they cross into/out of traffic and sometimes route alongside, sometimes within moving traffic.
Something needs to be done about buses and bicycles on RT 53 between Michies Taveren and Monticello.
Sprawl, bottlenecks traffic, start stop sidewalks and bike lanes.
Stop allowing bikers on curvy, narrow country roads where speed limit is 45 and above. Example, White Hall Road, Garth Road and many others. There are no shoulders on these roads and many blind turns. It is a miracle that more bikers aren't hit on a regular basis. Even driving with every precaution taken isn't enough when you come around curves.
Stop trying to be hipsters and cater to your residents
support improvements in off-road bikeways / walkways

D2- In the space below, please add any comments you would like to share about the convenience or inconvenience of accessing any of the above assets or services.
Taxes are too high. The elected officials continue to provide services to special small select groups in order to secure their vote, but the entire county is paying for this.
The "city" side of Charlottesville and Albemarle offers access to all the things listed above. The minute you head west, there are no bike lanes. Bikers have to fight for road rights. Traffic is awful because of expansive building WAY beyond the growth areas. The trailer lots on our school properties looks trashy (again, back to out of control growth). When I moved here 20 years ago, this county had all of the above AND beautiful rural farm land. Now there's traffic, no cell service and crabby entitled people all over the place.
The above answers reflect my location in a rural part of the county. Most of the questions were about suburban amenities.
The biggest issue for us are our roads. No development should be approved without a concurrent plan for alleviating traffic.
The BOS does what it wants no matter how much voters complain.
The bus stop lanes along Rio Road are simply areas for accidents. Prime example, the CAT stop at Rio & Pen Park Lane.
The cat bus is awful
The CAT service does not serve my neighborhood making it completely inaccessible to me. Additionally, it does not currently provide service to the new Center at Bellvedere, which is a place that I access many of the things that I enjoy about living in this area.
The CAT should truly be the C'ville Area Transit and run on a more convenient schedule. People don't use it because it is too far away and runs on such a limited schedule. Also, roads are ridiculous. The John Warner Parkway should be at least 2 lanes in each direction to be of ANY value. The area is becoming a major urban area and should have roads that support such an area. There is no real express road or highway to get anywhere in the area.
The city of Charlottesville has public pools I do not like lakes I think they are nasty I the county either needs to build a county run pool or pay to subsidized somewhere like ACAC for county property owners to get a reduced rate for a membership this is something our family would enjoy the city charges county residents so much it would be \$100 for 1 visit
The convenience of accessing all of these things is hampered by the unbelievable traffic in the area. Sitting through a traffic light for 3 cycles just to make a left hand turn is insane. Emergency services east of Pantops are severely crippled due to only two lane traffic on 250. One fender bender on 250 causes traffic backups that take an hour to get past.
The county has gone overboard in providing bike lanes, there are far more bike lanes than bikes!! Let us drive our cars!!
The county must restart recycling.
It must also take development more seriously. It is allowing developers to push projects that exceed the infrastructure available (eg near Dunlora), instead of creating incentives for developers to take over the plots where the increasingly defunct malls are found. So we end up with over-congested interior areas, and depressingly abandoned huge plots in areas just next to main roads with public transportation that would be perfect especially for low income housing. This does not make sense. Incentives should be available and the county should wait till the mall situation clears up. They are a huge eyesore and leave precious space unexploited.
Finally, a small point: Many main roads even (eg 29) are very dark at places, making it unsafe

D2- In the space below, please add any comments you would like to share about the convenience or inconvenience of accessing any of the above assets or services.
to drive. Cats' eyes could fix the problem at many points. There are traffic lights on 29 where the sidewalk continues past the traffic light, forming a half circle that is not visible. You try to do a U turn and your car hits the high sidewalk. This is dangerous, especially if someone has some speed. Cats' eyes are not that expensive!
The County needs more roads...not bikepaths
The County needs to do more with parks, especially building out the Western Park in Crozet, which continues to sit dormant 15 years after the land was donated to the County. As a result, there is limited access to park space near me. Crozet Park is great but only minimally supported by the County. Soccer fields are in an atrocious state, and we need more of them. And we need turf fields at Darden Towe Park!!
The decline of the Albemarle Shopping Center with the departure on Sears, Gap, Clarkes and other stores is a shame. 5th Street shopping center is developing nicely but is a little far for us. I miss having Dick's out our way north of the city. The public transportation north of the Airport is non-existent. Jaunt seems a good service, but I don't know much about it. I heard it was \$2.50 for one ride. If this is true, it seems like a wonderful service. I know some people who might want to use it.
The increasing 'blue tide' in VA, sanctuary policies, and 'special programs' will continue to degrade the quality of life for US citizens, Albemarle County residents and the middle class
The libraries are downtown or across town. Bookmobile comes to post office, which is nice but limited.
The main community services I use are roads and the libraries. I can't understand the stupidity and expense to taxpayers for installing both roadway bike lanes and sidewalks and asphalt paths on Berkmar Extended from Sam's Club to Kohl's. Worthless duplication and not used much.
The McIntire recycling center should be expanded and open 7 days per week.
The one thing that is inconvenient in Albemarle is the need to go to more than one grocery store to get everything on my list, especially when a product gets moved to another store, and I don't know which one has it.
The overpass at rio and 29 while convenient most of the time, sometimes requires some weird u turns to get where you want to go!
The Pantops traffic is awful and you keep building more hotels and businesses that dump onto 20 and 250 which are already over capacity.
The pedestrian crossovers on Georgetown Road. are not lighted well and are located at buss stops so drivers do not know if a pedestrian is waiting for the bus or crossing the road.
The quality of our police, fire-fighters, hospitals, libraries, and etcetera are primarily in spite of this county rather than any initiative from the board and the bureaucracy. Car travel is a nightmare and is on track to become just as bad as the abysmal failure that is northern Virginia.
The roads in the county are extremely over crowded and the supervisors have made many of the roads for "the bike trail ". Someone's very likely to be hurt. This is so unsafe.
The shopping centers are a complete mess —. You do not provide nearly enough parking spots —the absolute worst is — Pet Valu, Chipotle, Starbucks near/on Abbey Road... you need AT LEAST twice the number of parking spots there and the in and out lanes for Starbucks are also a complete mess for anyone trying to get around the line..
The traffic in the East side of Albemarle Co has gotten much worse since we moved here. Especially across Pantops. The main shopping areas are on the western side or in the city and it can take quite a while to get there from Keswick.

D2- In the space below, please add any comments you would like to share about the convenience or inconvenience of accessing any of the above assets or services.
The traffic is horrible and getting worse everyday. When it takes you 45 min to get home when it should only take 10 minutes. I put all the blame on the planning commission and board of supervisors with all this approving on the extra building and lack of concentrating on the roads.
The traffic is not controlled at all with the amount of speeding and too much traffic on all our roads in the Northern area of the RIO area.
The traffic on Pantops at all times of day is really bad with no other convenient way to get into town. At rush hour it's horrific. The bottleneck at Free Bridge needs to be addressed.
The transportation infrastructure is poor and getting worse. The BOS and County fundamentally ignore this problem and work a silly planning agenda without addressing the hard work. The BOS and State government are from the same Party ... more cooperation should be easy!
There are a lot of buildings that sit empty while new buildings are put up; it seems like it would be a good idea environmentally to try to use the buildings already there rather than to continually put up new buildings.
People don't feel free to come to BOS or School Board meetings if they have a dissenting opinion from the activists that frequent the meetings as they will be shouted down and/or physically harrassed after the meeting.
There are current plans to relocate the police and emergency services for our area. My responses reflect those plans. The traffic situation in our area is terrible and about to be made much worse as more housing development continues. There have been NO efforts to reduce the traffic volume.
There are many roads in the outlying areas where there are no sidewalks and bikers use the highways, but the roads are narrow and have blind spots endangering walkers, runners and bikers using the roads for passage. Parking in downtown Charlottesville is so inconvenient that it causes me to decline to or minimally to patronize stores and restaurants in the downtown area.
there are no bike lanes between Crozet and the city. The roads are over crowded because of lack of public transportation
There are no parks in the eastern part of the County. Building the purposed one off Rt. 53 at Buckisland Creek could change this.
There are not enough sidewalks in the County. There is so much traffic, people drive crazy, everyone is on their phones and walkers DO NOT wear reflective gear. There need to be sidewalks!!! There are plenty of shopping options except we need a real mall, but the traffic makes it incredibly annoying to get to places.
There are ZERO state parks in Albemarle County.
There is a lack of retail, grocery stores, shopping centers south of I-64, along 5th Street.
There is a need for community meeting space in the southern urban neighborhood.
There is no place to walk safely in this part of the county. The roads are narrow and traffic moves quickly; it doesn't feel safe. I wish there were some walking trails near me.
There is no public transport other than private taxi. Jaunt used to service this area. I am sorry to see them go as I have needed their services and continue to do so. Uber does not serve this area, either.
There is not enough Police Officers to properly serve the needs of the county, based on calls for service, response time.

D2- In the space below, please add any comments you would like to share about the convenience or inconvenience of accessing any of the above assets or services.
There is virtually no public transportation on the 29N corridor. I live in Forest Lakes (near airport) and would love to use public transportation to/from UVA for work but it is not an option. This is a critical issue to me.... to have express bus routes to serve the UVA community would take a high volume of traffic off Rt 29.
There needs to be a connecting good, paved bike trail throughout the county, and more access on the roads for bike lanes or protected trails along the roads, and more sidewalks for people who walk
There needs to be an ambulance stationed in North Garden.
There seems to be no master plan to the placement of the aforementioned items. Planning and placement are very haphazard and have little connection to mass transit , pedestrian walkways and trails unless one has access to a car
There should be more recycling centers throughout the County so people don't always have to go to the McIntire Recycling Center.
There should be more sidewalks and crosswalks (i.e. 29 and Hydraulic as just one example) and more off road bike paths/lanes
There's an undertone to the questions that residents just want more conveniences and services. Many residents would trade those things for lower taxes and fewer government-provided services. Think about how government can get out of the way of the private sector providing these conveniences.
There's lots of dollars going toward bike lanes, but I see very few bikers using them. Instead they like to ride the back roads that can't get fixed for the residents. The Board takes it upon themselves to pull improvements that's been approved and then it gets pushed further out in the planning and then they dropped the improvement plans without letting the residents know. Everything is done in the dark
This county is growing and no forethought or coordination is in effect.
Those items left blank are because we don't use them
Too many bottlenecks and no beltways to move traffic that has no business in the area and is simply passing through. No schools in the areas needed most and those existing are old and overcrowded making them get wore out before their life expectancies. Not having a sportsplex for volleyball and basketball among others in the county is just ridiculous leading to overuse of existing facilities and all the revenue going elsewhere.
Too many empty shopping centers in the area. With the slow death of box-retail, I hope these can get converted into community space or housing. Bikability within the county is not just inconvenient, but dangerous without many separately designated bike lanes.
too much attention paid to bike lanes for use by a few, not enough to roadways for use by many
Too much growth creates too much traffic! There seems to be more and more traffic and no way to avoid it at most times of the day.
Too much growth with no consideration of traffic congestion or impact on schools and road conditions.
Too much housing development without commensurate schools, retail, roads.
too much traffic, streets are insane, no planning
TRAFFIC
Traffic and parking are not good
Traffic around the county/city is a challenge. At a minimum VDOT needs to step up reworking the 29/Hydraulic intersection and surrounding area roads. I would still like to see a bypass built to remove semi-trucks from 29 car traffic. I'd like to see sidewalks included as

D2- In the space below, please add any comments you would like to share about the convenience or inconvenience of accessing any of the above assets or services.
requirement in housing developments. County needs to better plan for retirees that wish to live in walkable, over 55 gated community.
Traffic congestion a major problem and getting worse with all the development
Traffic has become a constant problem. Overdevelopment and over taxation are creating a terrible situation. Too much money spent on public schools! Please lower our taxes.
Traffic in Charlottesville is bad. General infrastructure in Charlottesville/Albemarle is lacking for roads, schools, and grocery stores, more of which are needed since developers are doing so much mass-residential building (unfortunately).
Traffic in Crozet is absolutely terrible. Getting around by car to places that used to take 5 minutes now takes 15 minutes because of all of the people moving in and the complete inability of the roads to handle the increase in population. Rep Mallek should be absolutely ashamed that she pushed for these changes and did nothing to stop the rapid expansion without proper planning. The elementary schoolers are taking classes in trailers and route 250 is no longer an effective bypass. Horrible, horrible planning all around.
There is also a terrible lack of quality child care in the county. There is one "day care" in each major area. For families that hope for high quality child care, we need more options! There is a high quality program attempting to go in on Pantops and I understand that the Board of Supervisors has been advised to deny the school their special use permit to transform a house into a school. This is a ridiculous abuse of power! We need high quality care for young children so that families can be supported and continue work, and to help the next generation develop in safe, quality environments. Adding child care should be a no brainer - YES! We NEED more options!!
Traffic in general, fair to poor. More people = more on already over crowded roads.
Traffic in Pantops area is bad and getting worse.
Traffic is a concern Roads get congested
Traffic is a growing problem that hinders access to many areas.
Traffic is awful on 29 the decision to not build a bypass was stupid and to make it worse you approve a new development on polo grounds and 29.....great more traffic not to mention over crowded schools....maybe think about those basic things before approving developments....think about the residents and not the increased tax base
Traffic is continuing to get worse especially East on Route 250 from the 250/20 intersection to Black Cat Road
traffic is horrific on 29 north and other areas of county. We live where we could walk if we had sidewalks. So called walkable neighborhoods do not have sidewalks or they end in inconvenient places. As for bicycle paths, people are not going to bike to work, shopping etc., or in cold or inclement weather. cycling on narrow curvy rural roads is very dangerous and scary for anyone driving on those roads.
Traffic is increasingly difficult and sometimes impossible to gauge the amount of time needed to travel in the am or pm out of Glenmore or back due to traffic delays or accidents or volume. No more housing should be allowed until roads are improved for increased volume flow around Glenmore and throughout the county!
Traffic is really bad.
Traffic is ridiculous, especially in Pantops area and Keswick where lights are not synchronized well at times. Need funding for new software.
Traffic is terrible and downtown parking is abysmal. Public transportation does not seem to exist in this eastern area. More things are geared around Charlottesville city and downtown

D2- In the space below, please add any comments you would like to share about the convenience or inconvenience of accessing any of the above assets or services.
and less in the suburbs and outlying areas. I do not go downtown because it is difficult to navigate by car and not convenient.
Traffic is terrible in and around Charlottesville.
Traffic is the only problem with transportation ... particularly in the middle of Crozet. Parking may become an issue soon ...
Traffic on 250 continues to be horrible
Traffic on Pantops is a nightmare in the mornings
Traffic planning has not kept pace with development. I'm not opposed to development—just make sure the roads come first.
Transit and recycling services are definitely a weakness. I would love to use more JAUNT routes and use convenience recycling centers like Nelson County has.
Transportation issues should be a priority to address. Public transportation is virtually nonexistent, this must change quickly. Need more cars off the roads, not more roads. Road management needs significant improvement. Institute frequent use of roundabouts and less traffic signals.
Travel on Rt. 250 west is terrible during commuting hours.
True bike lanes are few and far between. Sidewalks need attention. Shared use paths need creation.
Unfortunately, I doubt my responses will be helpful, as you will not know the reasons for my responses. (I don't have the time to provide such reasons.)
Unstaffed Fire Rescue Stations, diminished parking in the newer shopping areas. Inconvenience to access County buildings in city and court system.
until Albemarle County and the 10,000 self proclaimed road engineers and tree huggers that live in the county lets VDOT do what is necessary for our road infrastructure, the road system will only get worst due to increase in traffic volume from within the county and outside of the county.
Value per dollar in the County is outstanding compared to higher tax states and communities in the Northeast.
Vehicle traffic does not sufficiently allow for safe bicycling. Improved bike lanes, rail trails would be desirable for improved quality of transportation, quality of life.
VERY poor roadway and traffic planning has made it vitrtually impossible to drive in this county, even on rural roads. The culture of rabid self-interest in County government and back-scratching deals to promote irresponsible development at the cost of the peaceful and quiet lives of rural residents has made this County no better than a New Jersey suburb, both in the amount of traffic and, owing to very poor enforcement of laws against tailgating and speeding on rural roads, even the conditions and safety of driving on rural roads. I have lived on a two-lane rural road, a major rural artery, for 20 years and have NEVR ONCE seen a car stopped for speeding or tailgating. NEVER ONCE, and in spite of a huge volume of traffic and major almost daily acccidents on that road. COunty government has ruined the quality of life in the county solely to benefit themselves and to kow-tow to urban interests in Charlottesville and to out-of-town developers in whose pocket county government sleeps and suckles, without a single thought for the quality of life and tjhe conditions of liberty of rural county residents.
Very upset about losing full time non volunteer staffing at East Rivanna Fire Dept. Annoyed that county has not pushed developer of Rivanna Village to get small businesses into the "village center".

D2- In the space below, please add any comments you would like to share about the convenience or inconvenience of accessing any of the above assets or services.
More housing, more traffic.
Was informed about Burnley/29 light being taken away and commuters would have to go to Greene and make a U-turn. This is ridiculous. 4 people died doing this before there was a light there.
We are in dire need of sidewalks on Avon Street from the county line to Cale Elementary. Walking on Avon Street currently is a death wish.
We can improve our County's infrastructure to make our locality more accessible to citizens and we could stimulate economic growth through incentivizing more local businesses to partner with the County.
We don't have great sidewalks/crosswalks connecting residential and commercial areas, eg pantops townhomes and Giant shopping center or Forest Lakes and Hollymead)
We don't have shopping centers. We either have horrible stores such as Target or high end small stores such as Stone Field. Go to Harrisonburg or even Waynesboro.
We get the best bang for the buck. Too many move here from higher-tax-rate communities that offer more services, and expect those services to be here but not pay what it costs to offer the services!
We live 25+ minutes from just about everything. So everything involves a drive.
We live in a rural, undeveloped area, which we love. The downside is being far from services. We willingly accept that tradeoff
We live in the country and we love it. My problem is it cost me the same to live here as the people who live in the urban ring and get all the pecks finished by the County.
We live on Lanetown Road in Crozet. Jarman's Gap Road speed is TOO high as development has now come down to and reached the intersection of Half Mile Branch and Jarman's Gap. There is NO safe space no shoulder for pedestrians and cyclists. I have requested help previously from the County to address. Dangerous, dangerous intersection
We love 5th street shopping
We moved to Albemarle County over 45 years ago because of it's small town feel. We have grown too quickly and the entire feel of the county is different. The traffic is a major problem
We need a Walmart closer to Crozet
We need fully funded and active police and emergency services in southern Albemarle County. We need repairs to street signs, potholes, and road shoulders. County roads are treacherous.
we need more bike lanes,
We need more gun stores
We need to make it easier to use public transportation in our area so people can choose to not use cars.
We need to reassess zoning in the urban ring- the amount of new housing is too many new residents for the roads to handle
We need to work on our recycling program.
we need vision from planners that is not wrapped around the almighty \$\$\$\$\$. Fair and equitable includes everyone....from all walks of life in this town.
Western Albemarle high school Henley and Brownsville are very hard to get in and out of with limited parking.
Western Albemarle needs more sports facilities. Tennis, pickleball, soccer fields, basketball courts for kids. Old Trail has a ton of kids and no facilities for example. All in the name of

D2- In the space below, please add any comments you would like to share about the convenience or inconvenience of accessing any of the above assets or services.
protecting the "rural feel" apparently. Too many on the BOS are against progress. We should also have shops, retail stores, restaurants on 250 near I-64.
Why do we not have any parks or splash parks like the city has???
Why does the county care about things it should not be involved in?
Why would anyone want to live here.
With the exception of Stonefield, a high end shopping area, shopping offerings in middle range are poor.
Would be great to have a library in Southern Urban area.
Would like to see better public transportation (buses and school late buses) available along Earlysville Road.
Would like to see more retail and grocery stores like in the northern part of the County.
Would like to see more sidewalks from neighborhoods to main roads. For Example down Sunset Ave. extended to 5th St.
Would love to see better bike lanes. would like more commitment to climate action (but not in the form of mundane regs that don't make sense). Would love to see less sprawl/chain stores and restaurants, 29 north does NOT represent the Charlottesville that I know and love. Need to figure out a better policy around Home Stays! we are a tourist destination- and there are ZERO hotels in Western Albemarle especially.
Would love to see municipal services for garbage and recycling pick up. The private companies are not meeting residential needs in terms of recycling.
You cannot have continuous growth with finite resources. Really miss the Charlottesville of 30 years ago. You are creating something unaffordable and unsustainable.
You should be asking if these items are important to residents or not.
Zoning in the county is terrible. Should be fostering a village approach, where amenities are in convenient walking, busing or biking distance.

D4- In the space below, please add any comments you would like to share about barriers you have encountered regarding any of the above services or institutions.
"Solid waste and recycling services" above: Solid waste is too far away; recycling has no barriers for me.
Access to all above getting worse
Again there is no master plan to combine residential commercial and employment centers without having access to a car
Albemarle and Charlottesville take in loads of tax money, but still does not provide safe pedestrian and bike access in the urban core.
Albemarle County Government for the last 20 years exists only to self-enrich and to promote urban interests in the county and to benefit from back-channel dealings with developers and with Charlottesville and urban elite new move-ins to the county. They have destroyed the quality of life here, and seek to extract every possible penny from rural residents to pay for over-reach in county government and to benefit the county's urban residents, themselves, and out of town developers.
All are just fine-- leave as is
All the choices are very subjective and can be interpreted to suit the desired results.
As a taxpayer, much of the county services are not intended to cater to me.
As I said before they all seem to be geared towards Charlottesville Albemarle people.
As indicated above I restrict my movements largely to areas near my house. I use a pay service for recycling on a weekly basis. I have used the county facility for hazardous waste disposal with some difficulty because of the narrow window of time when this service is available and lack of restroom facilities.
At some point in our lives, we will need to use Jaunt. Consider trains at Crozet!
At the moment i still drive but if i couldn't there would be no public transportation available in my neighborhood.
Barriers are in terms of lack of proximity.
Barriers to grocery store listed on my comments on the page before. That barrier was not an option here.
Be great to have commuter parking lots at edges of urban areas so could bring bike to ride in town. Too dangerous on highways leading to town to ride bikes.
Bike lanes are a waste of time and money and are not used enough to justify their existence.
Bike lanes get blocked by debris and are not considered by drivers.
Biking and walking infrastructure is spotty and often unavailable.
Biking lanes: I use them, but they are difficult to use regularly because they are discontinuous. A great bike path exits for a mile or so, then dead ends into a street or sidewalk. (Choice above is the only one that came close.)
Bike paths should be planned and built to growing areas, such as between Rivanna Station/UVA North Fork and Forest Lakes/Hollymead to encourage commuting.
Biking, public transportation, sidewalks, are not used by most rural residents. It is HIGHLY dangerous when bicycle riders are on our two-lane secondary routes or corridors. It should be against the law. You will not see a cyclist around a curve or up a hill. Taking a bus/jaunt is impossible if you are carrying heavy loads, say, a weeks worth of groceries, bags of dog food, bottles of wine or liquids of any kind. The shopping on North 29 is now all but dead, and Stonefield is like downtown, One Big Boutique, for students and wealthy residents.
Bus service could be more frequent

D4- In the space below, please add any comments you would like to share about barriers you have encountered regarding any of the above services or institutions.
Bus stops south of I-64 are often inaccessible/dangerous to access due to the lack of sidewalks. In addition there is no shelter at some bus stops and lighting is poor.
Business are placed way off the road and access can be tricky. There are far to many U-turns required to get to some business so sometimes people just do not go to them. Traffic patterns should not be a huge factor in where one goes to shop. For example, to shop a Kroger I must take a roundabout route from Carrsbrook that involves with Rio Road or a u-turn on 29 north to south so many times I just default to Walmart.
By rating recycling as too expensive: as far as I know there are no or very few commecial uses for recycled materials today, so it is a waste and a fraud to promote them. I speak as an avid recycler myself .
Child Care offerings are VERY limited and those that exist are very expensive
County can't provide a number of these services in the rural areas and those of us that grew up here understand. Those that move out in the rural areas expect the urban services at our expense. Tell them to pay for what they want
County needs to add a greenway running parallel with 29 from Charlottesville to Ruckersville. The urbanization on 29 North continues, but only the truly desperate and the daredevils are taking their bicycles / scooters / segways / onewheels / etc onto US 29, or even across it. It's great that Berkmar Extended has a greenway, and similarly, it's great that the widening of US 29 between Polo Grounds Rd and the Kohl's included bike / ped features. But both of those projects stop just short of where all the people live and work in Hollymead, and north to the airport, Sentara Forest Lakes, UVA Research Park, NGIC, GE, etc. So there's still no safe way for people who live in Hollymead to get to some of those major employers without driving a car.
Crozet library hours have been reduced several years ago.
Did not know the county had Community centers Or waste and recycling outside of private companies. Public schools are treated like private buildings.
Did not know there are greenway areas of the county.and there are few parks nearby that I am aware of..
Difficult to drive with bicycles in auto lanes!
Difficult to put bike lanes on rural roads and since the rural roads have no shoulders it can be very dangerous to ride a bicycle on rural roads.
Discovering where to park car so can walk on many trails an issue which leads to not walking on them.
Ditto with previous comment
Don't live to far away for grocery stores or shopping centers. I live in Keswick but would rather travel to Short Pump or Richmond because it take me longer to get through the traffic of 250 and Pantops. I have lived in this area for about 40 years and in the last year or 2 it has gotten horrible. The supervisor or forcing us to shop outside of our area. With 2 more area of big housing units being approved it is only getting worse.
Due to no sidewalks or bike lanes in my area the roadway must be used encountering dangerous situations when traffic is going by in the road.
Far too many empty shopping centers and strip malls. How about some repurposing instead of building new?
For sidewalks and bike trails: they are inconsistent and very few crossings from Forest lakes to Target shopping center. Adolescents and teens crossing without a designated crosswalk. Luckily I have heard of any incidents, but it would be wonderful to have a simple crosswalk to improve safety.

D4- In the space below, please add any comments you would like to share about barriers you have encountered regarding any of the above services or institutions.
From what I have seen recycling does not exist in my complex.
Greenway at Glenmore, which my tax dollars are paying to maintain - approval granted to fund the erosion abatement there) is not accessible to residents who live outside of that gated community.
greenway trails should be connected by bike lanes
Groceries so expensive in Charlottesville/Albemarle area. Not enough competition. No fabric stores either! No gyms in rural county areas
Home schooled due to schools overstepping what they should be teaching. Use grocery, parks, off 29
I already mentioned about emergency services taking 18 minutes to get to my area - we had a brush fire across the street and it took the fire truck 18 minutes to arrive. I shudder to think how long it would take police if I had an emergency.
I am lucky enough to have an old car that still works, if I did not the answers would be totally different. I would not be able to make it to these events
I attended a city council meeting one time but have chosen not to attend any others because I don't feel comfortable being videotaped.
I don't encounter any barriers re above...I drive. However, for those who live on North side of 250 at Pantops & do not drive, walking access to shopping at shopping center(s) across 250 is impossible...same for those who live on West side of 29 & access to Seminole Sq.
I don't know where Albemarle Co offers recycle? I carry my recycle to Orange Co.
I find it difficult to drive to the shopping centers on 29 north, especially Whole Foods and Trader Joes. I would like to go to them but found the traffic and roads too confusing and congested. I could not get out of the Whole Foods parking lot. So, I don't go to these stores, even though I would like to.
I have an infant and enjoy taking walks. The walking trails in my area are all gravel. With a stroller, I am forced to walk on the sidewalks along main roads. This is fine, but I would greatly enjoy being able to walk through a nature setting via the use of a paved trail.
The only park in my area is the Crozet park and it is ridiculously expensive for a membership to a very poor pool/gym/park area.
I am not aware of recycling options in my area.
I have excellent trash/recycling service, but it is a private company (Time Disposal), not county provided. Bike lanes are nonexistent, and Albemarle is not pedestrian friendly. Lack of parking limits/prohibits use of some places.
I have to drive and time my trips around the less used times of the day.
I live at Red Hill Rd. and Rte 20. Emergency fire response to our area is 15 to 20 mins. What is actually going on with recycling now that Vanderlinde single stream is gone?
I live in the country and most of these are no where I live
I love living in Virginia, and Albemarle County is just great. Nobody bothers me on my farm.
I really like jaunt and use them quite frequently, but it can be frustrating sometimes waiting on them for so long.
I served in EMS and Fire Service for eighteen years, charging for these services is unacceptable - especially the excessive rates you charge!
I want less government. Less traffic. More woods. No more shopping centers. Lower taxes. Lower school

D4- In the space below, please add any comments you would like to share about barriers you have encountered regarding any of the above services or institutions.
taxes. Less government intervention. More attention to gun rights. Leave our statutes alone. 2nd amendment support.
I would like to see the county adopt more trash reducing incentives like the city's sticker system, more accessible composting, etc
I would not ride a bike here because of the traffic even when there are bike lanes. The only walkway in my area is along the Parkway which is difficult to get to because of traffic.
I would use bike lanes but don't as they are not safe. Many bikers don't follow the laws for bikes and blow through red lights. Bike lanes are too narrow. We need to study how they are designed in Denmark and the Netherlands. It would be great to make Charlottesville the #1 biking city in Virginia.
I would use bus service to/from C'ville, but don't know how or where to access ... I live in Glenmore and would like to see a bus line that came to and from Glenmore (to Pantops, the City, 5th Street market, etc. - these are common commuting routes and I see lots of neighbors there, each in their own vehicle!).
If the Board of Supervisors would document and show the taxpayers their personal annual use of public transportation, I would try to match their usage. I'm betting their usage is near ZERO!
If you are going to encourage low income housing further out into the county, ie. Rivanna Village, you must provide public transportation
I'll consider using public transportation when the six members of the Board of Supervisors start using it regularly and prove it with public records of their usage.
In most cases, the County govt. would do best to leave well enough alone. Let people find their own recreation. A Home Depot to compete with Lowes would be good
in network medical care is too busy for new patients
In terms of shopping centers, the main "barrier" is that the "Fashion Mall," as well as some of the older centers along 29 just north of the city, seem to be in a state of irreversible decline.
In the last section no answers apply to some of the questions. For instance, I use the shopping centers; however, they are not too far away, too expensive (except Stonefield), I'm aware of them, I certainly don't feel unwelcome, but they are sometimes extremely inconvenient to get to, park, etc. So there ARE barriers, but applicable barriers are not listed.
Including Jaunt and CAT in same question is not appropriate. I can not use CAT because it is too far away to use and requires crossing either Rte. 29 or Rio Road. So, despite not being handicapped, I qualified for Jaunt. This resulted from poor planning and loss of a convenient bus stop for me. That is poor planning and the county does not involve citizens in planning. The Rio/29 grade separated interchange ghettoized my neighborhood. Therefore I qualified for Jaunt. Has this happened elsewhere in Albemarle?????
Insurance coverage sucks. Medical bankruptcy is too common. We need universal coverage.
It cannot find businesses because sign size is too small and restrictive. Lived here over 35 years now and still don't know where things are -- can't figure out what street I'm on (suddenly name changes, etc) Money foolishly spent on bicycle lanes while UGLY power lines are not planned to be subterranean.
It would be great to have more bike lanes and more sidewalks in the northern area of the county. I'd love to see a paved or gravel trail at Preddy creek so people with mobility issues could use the park.
It would be nice to have a post office and library in the Pantops neighborhood

D4- In the space below, please add any comments you would like to share about barriers you have encountered regarding any of the above services or institutions.
Jaunt does a good job with the resources they have. Even though there is a commitment to a sustainable community, public transportation is still deemed too expensive.
Too dangerous to ride a bike on County roads.
JAUNT is so close to being a very useful service for me! It needs just a little higher frequency of service and better outreach and marketing. Let's get there!
Lack of real choice in groceries in Pantops and Crozet. Shopping centers lack significant choice unlike a place like Lynchburg.
Lack of service levels intermittently with emergency services.
Liberal policies in public schools, library, Senior Center make normal Americans feel unwelcome and discriminated against.
Limited amenities in Ivy.
While I'm thinking of it: Map for Mint Springs Park is out of date.
Limited shopping options along rt 20
Living next to Nelson County and seeing the progress there and the lack of progress here says a lot about my answers.
Main barrier is 29. Lights are poorly timed and two lanes under Rio is horrible. Need western bypass. Connect Ashwood Blvd to Berkmar.
Many areas do not have sidewalks and that presents a safety hazard for pedestrians. The lack of crosswalks is also sorely lacking in general.
Many of these institutions are overcrowded or poorly kept or poorly staffed (not enough staff for the need)
Medical care is incompetent!!
More priority needs to be put into safety for bikers and pedestrians
more regular A-mail information on less-publicized features (JAUNT/CAT, parks, event offerings, etc.) would be welcome.
Most barriers are related to access even by car, with some limited parking in downtown, or in close proximity to the events
Most of America has mandatory recycling. Albemarle does not. a very little bit of required recycling would be very helpful to the community.
Most of the services are inconvenient or do not exist.
Most of the things addressed in this section are outside the the governments domain. Government control has prevented businesses from coming to our area that many would like to have. In some instances dictated what color can be used. The architectural review board has blessed us with some of the ugliest building I have ever seen. Also we have really inconvenient parking areas because of government regulation.
most services are in the City
Most services, with the exception of places to walk, are things I can use as long as I am able to drive. We will be much more isolated once we are like my 83-year-old neighbor, who no longer drives.
much room for improvement regarding access to the main site (hrs of operation and distance to). suggest satellite sites;
My husband and I belong to the Brooks YMCA downtown and are very pleased. We would like to use ACAC, but can't afford it. We have hiked in many places in the county and like the

D4- In the space below, please add any comments you would like to share about barriers you have encountered regarding any of the above services or institutions.
trails etc. We especially like the Rivanna Trail (we have gone all the way around except for the Woolen Mills south section. Love the Northside Library and belong to a book club there.
N/a
NA
Need area other than narrow public roads to bike safely
Need better lighting, pedestrian walkways and or bike lanes along roads. Need more stop lights to stop cars from crossing 4 lanes of traffic and longer access lanes to highways
Need express buses at peak morning and evening times to get people back and forth to work, to decrease traffic
Need more gun stores
Need more shopping and restaurants.
Need more sidewalks
Need nature education building at Biscuit Run Park.
Need safer biking options
Neighborhood sidewalks do not exist in the urban developments in my area of the county so walk in the street (with traffic). We often end up going to the mall to walk or using the Monticello Trail, weather permitting. We have 2 very good hospitals in the county with excellent services except UVA is difficult to access via car and is very expensive.
No barriers observed or encountered.
No bike lanes on 250 or other roads in sw albemarle
No problems
No services in the Free Union area as if it does not exist.
None
Northwestern Albemarle is somewhat far from the middle and high schools. Kids ride the bus for quite a long time both ways.
Not a problem
Not aware of community centers, other than churches and cultural organizations, other than churches.
Not everyone has county waste management. These questions will be skewed because they do not account for this.
Not really barriers. Everything just involves at least a 20 minute drive.
Other than Jaunt there is no public transportation in my area.
parking at UVA Hospital terrible....no planning in regards to patient and employee parking. few sidewalks. bike lanes that are incomplete. So much unused commercial buildings in this town without incentives to use -- instead county allows more building and destruction of natural areas. Animal habitat disrupted -- then neighborhoods hire out to kill animals. Departments need to be more aware of what is happening rather than giving free reign to culling of animals year round.
Parking downtown to access cultural organizations can be a problem.
Parking has also gotten very bad and there should be more free parking so residents can support local businesses. It's just a hassle everywhere.
Parking is a nightmare at UVA medical center.
Parking is a pain at UVA hospital, but I don't think the county can change that! Parking very easy at Martha Jefferson Hospital.

D4- In the space below, please add any comments you would like to share about barriers you have encountered regarding any of the above services or institutions.
Parks are not convenient
Parks too dangerous since Bellamy debacle.
Pedestrian access, biking lanes are non-existent in the Pantops/East side of town
Pedestrian walkways are needed on Pantops and 29 north. Especially with so many assisted living and housing development on Pantops
Please see previous comments.
Public libraries should be open on Sunday.
Public transit is severely lacking in the county. I looked at trying to use the bus to get to and from downtown and gave up trying to map a schedule that would work.
Public transport to SW part of county is not cost effective.
Public transportation is almost non-existent in Albemarle. Seniors and low income people need more affordable services, more convenient transport and more widespread services.
Pedestrian crosswalks on 29 North are rare and very dangerous.
Public transportation not a viable option in Crozet
Questions constructed in a strange way!
Ramps for wheelchairs and walkers instead of curbs when crossing streets.
Rarely use hospital and it's not close but is manageable. I don't like the park closest to me and it's almost as easy to go into town (often use Riverview). Ivy landfill is totally out of the way and lack of other options is appalling.
Re: biking and sidewalks questions: "Welcome/Don't fit in" was the closest answer - feel that they are not well planned or well maintained in some areas.
Really the last set of questions and answer options were insufficient. "Not convenient" would have been a better choice than use and do not encounter any barriers. Traffic is a barrier, and causes me to reroute through local neighborhoods to avoid 250.
Recycling in the county is a joke. China and a Indonesia no longer accept our recyclables and the recycling center here could not articulate what happens with our recycling.
Recycling is not offered by private Time trash company in my part of the county. And I have heard that they are not diligent in separating and recycling in the places they do service. Bringing recycling all the way to McIntire from Crozet is not realistic.
Recycling services could be more convenient. Also there is a need for more pedestrian sidewalks, crosswalks and bike lanes on Rt 29
Recycling services have declined. We have over-invested in parks and should not be spending so much on new parks when so many other services need support.
Roads, egress issues
See previous comment re: the need for more/safer bike routes.
Shopping centers are a joke...where is economic development our shopping is awful
Shopping is scattered. Fashion Square Mall is losing retailers. SuperCenters like Walmart and Target are not in SU but on the other side of the city off RT 29 towards Holly Mead.
Sidewalks and bikelanes are lacking especially on Old Lynchburg
sidewalks are available in my gated community but not on route 250 .. people riding bikes and walking on rte 250 very unsafe !!. .
Sidewalks are desperately needed on Avon Street on the south side of the county.
Sidewalks are frequently blocked by trash cans, gravel, downed limbs, ice etc. making them inaccessible to wheel chair and stroller users

D4- In the space below, please add any comments you would like to share about barriers you have encountered regarding any of the above services or institutions.
Sidewalks are lacking on 5th/Old Lynchburg and in my neighborhood Mosby Mountain
Since we chose to live in a rural area we don't expect a lot of the services that I marked "too far away/does not exist in my part of the county". We both drive to get those services. However, as retirees, we may not always be able to do that and therefore will have to move.
Solid waste and recycling services are grouped together, but while curbside collection of solid waste is convenient, having to transport recyclable materials to a recycling center is not, which makes recycling more trouble than it is worth.
Solid waste recycling needs to be improved.
Solid waste/recycling: County has poor system relying on private enterprise and NO Convenience Centers for rural residents. Waste haulers do not source separate - likely a lot of things don't get recycled as a result. Two places for source separated recycling in entire county- McIntire and Ivy - completely unable to address the County's needs. No composting except what individuals do themselves and a spot at McIntire. No service for yard waste except haul yourself. If you don't have a truck, this doesn't happen. Hard to take care of things like household hazardous waste because of limited semiannual events.
Some sidewalks in town need repair.
Still a few issues in Rivanna Trail connectivity and parking (like RR crossings near CHS and Ivy Road).
Stop catering to fringe, we need better roads, bike lanes are nice but the county is large and most of us drive a car daily
The above questions will produce no meaningful results due to the fact that rural area residents and urban area residents have different expectations. (See comment above.)
The barriers that are encountered for health care in the area aren't necessarily location, but parking and traffic. Using UVA Hospital services in Charlottesville is extremely inconvenient due solely to traffic and parking.
The barriers to shopping centers and grocery stores is not one of existence. There are plenty of them. The issue is access. They are all located inside crowded shopping centers that offer poor parking, bad traffic light timing, or a combination thereof.
the bus stop is too far away to walk to. Parking is a problem for downtown galleries and theaters. There is one sidewalk within walking distance but no sidewalk to get to it so not always safe to get there. Parks and trails too far away.
The county has been relegated to bottom tier status with respect to new retail operations. The Fashion Square Mall may as well be demolished as its selection and availability of shopping is atrocious. Stonefield apparently is so expensive to rent that it has not attracted new tenants. Target and Home Depot have not chosen to add new locations convenient to Charlottesville. The net result is to either shop on line or travel to Richmond. While there are plenty of activities at UVA in the arts, sports and education, the offerings on the downtown mall are less than attractive. The Paramount Theatre has very limited offerings and other downtown venues are also very limited in quality offerings.
The County has inadequate infrastructure to support non-vehicular accessibility to necessary services. There are also inadequate shopping opportunities in the County beyond grocery stores. Although I'm not a Jaunt user personally, as someone who assists with purchasing Jaunt passes occasionally I also question why in the world they do not accept credit/debit cards and only use cash or check?
The county has made some fairly good progress with bike lanes. The county has made some good progress with some of the new under/overpasses on 29N that help traffic, but there is still a lot of congestion on Hydraulic, 250, Emmit St.

D4- In the space below, please add any comments you would like to share about barriers you have encountered regarding any of the above services or institutions.
The County should take a more active and participatory role with private developers to ensure new land development projects incorporate important features/uses such as cultural centers (theaters, conference centers) and a diverse range of affordable housing types. Do not be afraid of doing new public-private partnerships to further strengthen economic development activities and the goals of Project Enable.
The greatest barrier I encounter is traffic. It is hard to predict and one could be stuck in traffic for extended time periods. There are very few alternative routes to avoid traffic backups.
The libraries are great, but never enough parking. Scottsville Library is really loud. Not a good place to do research or read. The employees are very loud.
The only shopping is Barracks Road. Fashion Square is deteriorating. So if I want to shop, I drive for an hour to Short Pump. I can walk in my community, but it would not be safe to walk outside (Rte 250) I've seen Jaunt but not CAT in this area.
The problems I previously listed regarding above are mainly due to infrastructure/roads issues
The question above is phrased poorly
The roads are too narrow in southern Albemarle County. The blue collar folks need trucks for there jobs, and two passing on the road is anxiety inducing. These are hills and hollows with many "s" curves. Two more feet would save lives.
The shopping centers are difficult to access with all the traffic and speed on Rt. 29. I can't turn out of Whole Foods and I've never even tried to get to Trader Joes, they are too difficult to get to.
The terms "barriers" is not well defined in this section. The listed options do not seem to include all possible barriers.
There are a few walkways and green way trails we use. The county should realize that commuting cyclists and walkers need enough room on trails to move without harm to either. Many people do not know trail etiquette. Drivers do not know to stay out of bike lanes.
There are many spots, eg towards Pen Park, that there are no sidewalks available, even though people routinely walk, especially with dogs.
There are no barriers to emergency services from ERVFD yet but they seem to be under attack. The county is wanting to move our professional fire staff to Pantops and Crozet. My real estate taxes are doubling because of exorbitant reassessments the last several years--and the county wants me to pay for Crozet's fire protection instead of my own?
There are not enough psychiatrists in our area accept insurance.
The waits to see specialists associated with the University are too long.
There is insufficient parking at my church, which is located near Grounds.
I have no confidence that Time Disposal is actually recycling my items left out for recycling, but McIntyre is too far away for me to use regularly.
There are not enough sidewalks and pedestrian walkways near where I live.
There are no children's shoe stores in the County and fewer reasonably-priced places to buy children's clothing now that the mall stores are all closing down. It's difficult to shop local when the local stores are more expensive boutiques.
There aren't bicycle lanes in this area. I've experienced bikers on Richmond Road that were actually in a dangerous situation. On at least one occasion a biker, one of a group, was hit by

D4- In the space below, please add any comments you would like to share about barriers you have encountered regarding any of the above services or institutions.
a truck that came around the curve and hit home before he could had a chance to avoid him. The biker was killed. Riding bikes on that road is a life threatening event.
There is currently no safe, convenient way of biking in protected lanes from Pantops to the excellent John W Warner corridor and the rest of the city. I consider this a minor inconvenience for now, but as Pantops further develops, and as we place a primacy on reducing automobile congestion, the need will only increase. I know there is work happening now on the 250 multi-use trail near Hydraulic, but its terminus is still a long way from Pantops. Perhaps a bridge over the Rivanna between Darden Towe and Pen Park, then on to Dunlora?
There is only 1 large hardware store in Albemarle County and it is on the north side of Charlottesville. It is a 30 minute drive from my house.
There needs to be better and more reliable paratransit for the southern part of the county. It is difficult for people who cannot drive to be employed due to a lack of transportation. This is especially true of individuals with disabilities.
These barriers (choices) do not fit
These categories are poor and don't leave opportunity to provide appropriate comment in all cases
This series of question may be too broad. For example, my child felt accepted in the school system until she went out for sports - the only kids that had the inside track for a team were the ones groomed from grade school (ie the girl with the newly broken ankle made the volleyball team-she couldn't sit out a season?!?). There are stores I use for what I need and stores I don't because I refuse to spend \$200 on a skirt. I prefer to spend my time in the green spaces - not getting sloshed at yet another winery or watching the BOS string a business along making it impossible for them to launch only to give the land to the developer they want. And, for the first time in my life, fighting to keep the BOS from passing yet one more tax.
too many good shopping centers are located north of charlottesville. We haven't had many on the east side except for 5th street station. Pantops could use some help.
Too much county funded special interest activity. Building permitting process very slow and not responsive.
too much traffic, street system is insane
Traffic and proposed changes to 29 and Burnley Station will create greater barriers than currently exist to access everything!!
Traffic is too heavy and I shop close to home even if that means spending more money.
Traffic, traffic, traffic.
Uncontrolled, unzoned growth. Every square inch going to housing, developers seem to hold all the sway in this county.
using the bike lanes/walkways along 5th St. extended, 5th St. Station Parkway, & Avon St. Ext. can be trecherous.
we have one grocery store, and small places for other needs, but choice is limited. The south side needs recycling, a Home Depot (nearest Lowes and Home Depot are an hour or more away).
We need more and better shopping choices - Dillards, Maceys, Sonic, California Cheesecake, Sonic, Cracker Barrel would be good choices. I do not like the narrow roads and the no sidewalks in a lot of subdivisions. Fontana, for example, is extremely difficult and unsafe for pedestrians.
We need much more retail, restaurants etc. Why does the county not want amenities for people?

D4- In the space below, please add any comments you would like to share about barriers you have encountered regarding any of the above services or institutions.
We need safe bike lanes in the county.
We need to get updated on Jaunt/CAT system. Our father used it at times back in 2000 but I am sure things have changed/improved
We use the McIntyre Recycling center but feel the county should have curbside recycling
More Greenway trails are needed and more land conserved
What community centers? Any pickleball courts other than the two at Penn Park? Using Cville Parks and Rec.
WHO WROTE THE SECOND SET OF QUESTIONS? HOW DO YOU NOT FIT IN OR FEEL WELCOME WITH SIDEWALKS AND PEDESTIRAN WALKWAYS - REALLY?
WHY does County spend so much money on 'Senior Center' that appears to be some sort of 'inc' and not a community center? WHILE our local senior centers are comparatively poorly supplied and supported@ Why is Meals on Wheels, Local Food Hub programs for local foods, other supports for rural poor and working class not as available in the County as in the City? Why does Region Ten - with 400-500 employees - keep all that expertise up in the City: they have rural centers in OTHER COUNTIES but not in Albemarle! There are so many suffering rural people - elderly with cognitive mental health issues, kids and parents with family mental health issues, school kids with behavioral health issues, and many hidden and secretly suffering with substance abuse issues.
Why when repacking can we not add width for cyclists lanes
Why would any business stay in the county?
Why would the government care if I think grocery stores (for example) are too expensive?
would be nice to have a sidewalk along Avon Street Extended coming from Charlottesvillle, so to be safer to walk there. Avon Extended is pretty dangerous street to walk. It would be nice to have a cross walk from the side walk crossing Avon Street Extd to Cale Elem-or whatever the new name is.
Would like to see the CAT have a stop at the Gordon Avenue Library.
Would love to see more greenway trails in NW Albemarle.
You should have included a category regarding limited hours, e.g., the Crozet public library opens at 1 p.m. on some days so that it can stay open until 9 p.m. A public library should be open 12 hours per day, seven days per week.
Zoning is turning albemarle into a section 8 ghetto.
☹️For years,the barracks rd. Post Office was not accessible to me before and After the 2 Strokes I experienced, then finally I fell inside the post office on the floor and the clerk gave me no forms to fill out. I lay on the cold floor over an hour. A white man and Lady with held my hand for awhile. He refused to call 911. There was no chair or bench I laid there until the ambulance 4 took me to Martha Jefferson Hospital. The USPS and UPS. never delivered my mail and oackages. USPS. Charged me \$60 for post office box. Now my mail is being ripped open again. Because I am Conservative☹️

E4i text- How do you think future growth and development will affect each of the following areas in Albemarle County? - Something else (please specify): - Text
Access to child care - not enough options
Air quality, worse w/traffic; Congestion w/added vehicle
air/water quality, native plants
All developments should include pocket parks and address traffic problems BEFORE being built
Antifa
area being flooded with illegals.
Better choice and competition
Community feeling
Cost of Living
County government over-reach
county intervention in development should be limited
Crime has steadily been on the rise!!!
Culture
Environment and ecosystems
Environmental Damage
environmental protection
Environmentally sustainable
Farms
Finding good jobs
Government complexity
Government overreach
Green space
Growth where new developments contribute by covering infrastructure improvements
Growth will increase taxes
Health
Health Care
health inequities/disparities - rural vs metro, working class v. elites, etc
healthy communities across the life course (kids to elders)
High School Centers
housing to close together
I'm seeing much more crime, esp robbery, stealing in stores.
In all of these areas, it will get worse unless you take the opportunity to make it better
Income disparity
Infrastructure degradation
Infrastructure needs to keep up with demand.
Intolerance & crime
IRC should not be here!
It will all get worse unless you do something about road connections
lack of diversity in government

E4i text- How do you think future growth and development will affect each of the following areas in Albemarle County? - Something else (please specify): - Text
lack of EMS
less kindness
Less regulation and use of special permits!
Lower my property value
Lower taxes on everything
more inspectors to approve projects
nature (wildlife, air/water)
Need to support 2A
neighborhood feel
No middle income job opportunity, high income professional or low income retail/service jobs
Overall environment
Overcrowded schools
Overcrowded schools
pollution, esp roadside trash
Prisoners are Slaves. They have no self Control , I am Conservative and we must stop the Democratic Party from making money off of Prisoners that are Slaves. I want to see African Americans, stop being slaves for the Democratic Party. .I'm trying to help my home. This Governor is taking money from [name redacted] is a Communist.
Property Rights
public transport to Richmond and DC
Quality of amenities
quality of life for vulnerable populations is an issue
racism
ROADS
Roads
Schools and jobs, more people on public assistance increasing our taxes
Small businesses
so-called private roads in HOAs; has potential for lots of problems
Social Atmosphere
tax base
Tax payer burden
Tax Revenue will go up!
Taxation
Taxes
taxes
Taxes
Taxes
Taxes
Taxes
Taxes to high

E4i text- How do you think future growth and development will affect each of the following areas in Albemarle County? - Something else (please specify): - Text
the county is holding back use of existing land
The rising property assessment and taxes are driving seniors living on fixed incomes out of their homes. Just can not afford the new taxes and don't use many services
Traffic
Traffic
Traffic
traffic
Traffic on Rt250
Very concerned about housing affordability and how development will take housing for all into account
Veteran Support
Walkways
Water infrastructure
Water resource availability

F2h_Other How important is it for Albemarle County to allocate tax dollars to each of the following items? - Other (please specify)
Access to child care
active management of land to support native plants/wildlife
Affordable housing for mid-level income families or singles
Agriculture
City should annex
Cleanup
Climate Change
Controlled, managed growth
Core infrastructure services
Doing our part to combat climate change
Drainage credits
Emergency services would be nice
Equal enforcement of laws and regulations
Examine all existing expenditures and root out waste and eliminate unnecessary expenditures.
Expansion of recycling centers
Fire and Police
Fire and rescue
Fire- Police
Fire Rescue
firearms owning
Fix these pitiful roads
Focus on Infrastructure
get rt 250/rt 20 intersection under control
healthy communities - access to all incomes, access in local communities, available and important for the lifecourse (kids to elders), and including especially locally accessible mental health, behavioral health, substance use/abuse care
Help those living in substandard housing
How can we have affordable housing when y'all are worried about immigrants? That's sounds stupid
Improve cell phone reception
Improve gravel roads and provide broadband
Improving existing buildings (especially strip malls/shopping centers) and enticing stores to empty units (e.g. Stonefield) and STOP building new ones. Same for schools - make additions or add-ons rather than building a bunch of education centers on route 20 south.
Keeping tax rates low
Less government
Let us live without you sticking your [profanity redacted] nose in everything
Lower taxes
Lower taxes
Lower taxes

F2h_Other How important is it for Albemarle County to allocate tax dollars to each of the following items? - Other (please specify)
Lower taxes make developers pay for any and all increased to county such as larger school increase size of dam for water and sewer and road cost should not be on backs of home owners as tax paying citizens
Lowering abusive tax rate and county government regulatory tyranny
mental health services - how could you leave this off??
more EMS units
More high speed internet availability
MUNICIPAL MANDATORY TRASH COLLECTION
Need for sidewalks
No bike paths on public roads
overcoming health inequities (rural vs. metro, working class v. elites, access and quality, etc)
Parks in urban ring
Paving gravel roads
Promoting law and order
protection for farms whether large or small
Protection of property values
Provide ways for emergency vehicle to get through on rural roads that are congested
Recycling
reduction in taxes and govt. bloat
removal of gun ranges from residential areas
Requiring new construction to include solar panels if there is no shade in vicinity
Re-use of outdated/abandoned structures (dead malls)
Roads need improving, very much so. You grouped roads, bike lanes, sidewalks and public transit in one group. Right now ROADS need fixing. And the trash picked up on the side of the roads. The roadsides are FILTHY.
School budget increase every year is much to high and needs to be reduced
Sidewalks in urban ring.
slow growth
Smarter traffic management
stop Chopping up the road on 29
Stop running the working poor out of the county
supporting Community instead of individualism.
Taxes!
The push to raise taxes to make affordable housing affordable, adds more burden to the tax payers. Dumb. Bikers cry about danger from automobiles, yet do not obey traffic laws, have no reflectors on their bikes and wear gray and black clothing at night on the roads. The County's plans do not make sense, building new construction when shopping centers have empty store fronts.
Too many "programs" are not inclusive.
Too many rentals vs owner occupied.
Water and sewer availability
We need more reliable mass transit

F2h_Other How important is it for Albemarle County to allocate tax dollars to each of the following items? - Other (please specify)
without clean air and water, nothing else matters
work on light pollution
Ymca in a free park?

<p>F3. In the space below, please provide any comments you would like to share regarding Albemarle County's allocation of tax dollars.</p>
<p>"Affordable" (subsidized) housing under local government control will add greatly to the cost of government and thus the cost of living in the County, if local tax money is used. Housing is a business, an industry, and does not need local government intervention.</p>
<p>\$350,000 homes are not affordable!!!! \$1700 rent is not affordable!!! Instead of building McMansions, builders should be building smaller, more affordable houses.</p>
<p>Address traffic on 29 / Build the bypass.</p>
<p>Affordable housing is a major concern here, and AirBnB helps families with that. Albemarle county needs to eliminate their constricting regulations on AirBnBs.</p>
<p>Albemarle and city of C'ville should STRONGLY consider becoming one entity. As it is tax dollars are diluted by supporting extensive duplication of services. Move towards the future!!!!</p>
<p>Albemarle County does not allocate tax dollars. This is done by the Board of Supervisors. The BOS controls the quantity and type of each building that is built. If there is a shortage of something, then they are responsible.</p>
<p>Albemarle County needs to focus on how to reduce spending on services that are not providing great enough benefit for the tax dollars spent. We should be thinking about what we are doing that is no longer working. Schools have continued to increase spending, but students education has not improved, it means something we are doing is not or has not worked. There are savings that can be spent in better ways in the schools.</p>
<p>Albemarle county suffers from the misconception that growth and the new tax revenues it generates will enable it to do all the things it needs to do. This is not necessarily true. Its kind of like the hamster on its little wheel just going faster to stay in the same place. Growth does not pay for itself.</p>
<p>Albemarle does a far better job at stewardship of tax dollars than does Charlottesville! Would not live in the city because of this.</p>
<p>Albemarle spends way too much money on things that are not important.</p>
<p>Albemarle tax rate is abusive and tyrannical,. The county government is abusive and intrusive and incompetent, and exists only to increase its size and salary. It has done nothing to prevent irresponsible growth, and in self-dealing and bending over backwards it has promoted only the interest of urban residents, charlottesville and new-move-in urban elites, and that of developers from out of town. The county has doubled and tripled rural resident tax rates and provided reduced services, increasiiingly interefered in the lives and liberties of rural residents, and placed rural resident interests far behind the interests of urban county residents and the financial interests of themselves and their developer cronies in whose pockets they have subsisted for decades. The use of taxes is irresponsible, the rate and increase of taxes is abusive and irresponsible and tyrannical, the county government has destroyed the life of rural residents of the county and the character of the copunty which otherwise had remained the same for nearly 300 years.</p>
<p>Albemarle will not have affordable housing until growth is slowed and there is a housing surplus. The method of tax assessment value is a great hindrance to affordable housing.</p>
<p>All of these issues would get a different answer from me if you were better at PLANNING! Poorly-planned development is NOT a positive addition to our neighborhoods or quality of life. If you would PLAN properly and develop better, then I might agree more with some of your questions, but you don't. Too many small houses on too-small lots with proffers from developers that are NOT ENOUGH is not acceptable and adds to traffic and congestion. It also destroys the value of MY house -- this over-development is dragging down existing home prices and values.</p>

F3. In the space below, please provide any comments you would like to share regarding Albemarle County's allocation of tax dollars.
All you carpetbaggers want to turn the county into a [profanity redacted] reproduction of new york city.
An emphasis on encouraging economic development would improve affordable housing without the use of taxes. Legislating uneconomic housing choices doesn't seem to me to be an answer to housing difficulties.
Annual General Fund surpluses should not be spent, but rather saved or returned to taxpayers via lower tax rates.
As a retiree on a fixed, moderate income, it is distressing to see the assessment on my house increase each year and the the tax rate increase most years. I understand new development doesn't cover cost of associated services (like schools). It would be preferable if new development could assist with those costs.
B/a
Beautify this land by subterranean power lines. Bicyclers are on their own, just like they were when i was young.
Better internet service in Southern Albemarle is a must. It's 2020 and there is no excuse for the time its taking so long to fix the lack of service, slow service, etc
Broadband expansion should not be paid for with general tax dollars. The communities needing access should support the expansion. Wireless alternatives will soon be available making wired/fiber installations obsolete.
Build another high school and hire better teachers with experience. Safety is an issue with sidewalks, bicycle paths...who had the brilliant idea to allow electric scooters...major safety hazard. County roads aren't big enough for the traffic.
Can't do everything. Highest priority is education.
Commitment to growing number of middle income jobs
Considering al the parents that send their children to private schools and still pay Albemarle taxes, The school budget is way to high for the number of students and continually increases way beyond inflation.
County needs to follow the city's example and provide a substantial emergency fund like the Pathways fund in the city. This would be open to lower income people to help prevent homelessness/eviction, prevent cutoff of utilities, and help provide necessary equipment for employment like steel-toed boots, non-slip shoes, or uniforms.
County seems to be inviteing the poor people in so it can provide for them. Every cornor I turn theres someone asking for money. Affordable housing is an example. You will be putting folks in poorly built homes or nice ones that will tax money. Nothing is free.
C'ville City council's concentration on low cost housing is appalling. Roads are a mess, lighting is non-existent, they won't use 24/7 cameras to protect monuments from the 1619 crowd, the 10 year old skeleton could have been fixed by now if low cost housing had not been demanded in.the approval process, the \$5.8 million surplus should reduce taxes, not be used as their piggy bank, and traffic laws need to be enforced!
Disproportionate amount of tax dollars appears to go to Crozet area
Do anything you can to educate the public on what affordable housing is, and why it is important. Affordable housing does not create old-school dangerous housing projects like a lot of Albemarle citizens think. I see they come out and oppose all forms of new development, but this a small, vocal minority of Albemarle's citizens, and their voices should not outweigh the silent majority that SUPPORTS new development that has a mix of uses (including office space and affordable housing).

F3. In the space below, please provide any comments you would like to share regarding Albemarle County's allocation of tax dollars.
Do me a favor. Less government means better government. GET OUT OF MY LIFE!
Do not include bikes/trails in transportation question. There is t much emphasis on biking and bike trails. While getting cars off the road, focus should be on mass transit than on trails and bikes in the county as currnet trails ar poorly used where the population is aging. How about golf carts on bike trails and downtown??? The city needs bike transportation not the county. Spend the mpney on mass transit.
do something with low income housing, to help the homeless population. help repair walkways and roads. do something to help the people who live here who don't spend all of their time on the downtown mall. Charlottesville is turning into a city that caters only to the upper middle class and it's horrible.
Don't think enough money goes into our emergency services; Police, Fire, EMT's
don't think tax dollars should be sure to develop low income area that has a history of not taking care of homes they live in after being helped in the past. Federal programs are available to them if they are legal to receive it.
Expand schools that need space bs redistricting, pay teachers more so we can have high quality teachers. We are failing at this, not enough good teachers in our schools, especially teaching math.
Focus less on Personal Property Tax and more on Real Estate Tax. Land doesn't move but vehicles do.
Focus on affordable housing and the transportation that needs to go with it to get people to jobs around county and city.
focus on leveraging outside dollars in transp, broadband and housing
Fund firemen and stop spending wasted money on those statues
Fund the police and fire fighters well.....don't worry about all the diverse, mixed housing. People should be able to live how/where they want without the county forcing neighborhoods to look like the supervisors want them to look. Let people rent their homes without all the ridiculous short stay regulations.
Get out of the way. The fact that Lidl left because the ARB was too much of a pain is horrible. You lost out on a great business in Pantops. Too many empty buildings. Albemarle Square is horrible.
Get the liberals-Democrats out of the country.
Great survey!!!
hire some really smart experienced folks to assess and plan for all this new traffic. its ridiculous when a timing adjustment on the lights and one right turn lane being added would take care of two of the worst problems here in pantops
Hopefully, the taxing profile for VA Counties is about to broaden via General Assembly. Albemarle needs to grow tax dollars through diversification of tax avenues, and also, being resourceful regarding obtaining funds from state and federal programs. County is behind in many programs, the influx of \$ is needed to catch up to critical needs currently not addressed or under-addressed.
Housing is affordable when you can afford it. We never expected our neighbors to share our housing costs...that is very unAmerican! If you need or want something, earn it!
I am not sure what my tax dollars are being use on. Schools are overcrowded yet there is more development, traffic is increasing and nothing is being done for either.
I am very concerned about public school curriculum and outcomes more than with "improvement and expansion of facilities".

F3. In the space below, please provide any comments you would like to share regarding Albemarle County's allocation of tax dollars.

I believe one job any government should be performing is the improvement of processes and procedures that will lower residents' tax burden every year.

I can contribute to non-profit entities. Please do not take my money via taxes to support entities i don't want to support.

I don't see it as being the County's role to improve broadband service to rural areas. There are differences between rural areas and urban areas, and there should be an understanding that there will be slower broadband out in the country. Money spent on broadband would be better spent on poor kids in the urban areas; you'll probably help more people per dollar spent.

I don't see it as the county's job to decide what constitutes "affordable" housing, and then set about spending money trying to create it / subsidize it. Just let the market function. If there isn't enough affordable housing, change the zoning regulations to allow denser development in the areas that are already urbanized, or change the building inspection process to make it possible for poor people to build their own houses. Wealth inequality and migration will likely continue to exaggerate the differences between the haves and the have nots, and that isn't a problem the county is going to be able to solve by subsidizing a few apartment buildings. (In my opinion.)

The county is constraining development to certain corridors (29 North) and village areas (Crozet), and while that is a good way to preserve the rural areas, the county needs to let those developed areas become denser than they already are. When people who work in Cville choose to live in Greene, Orange, or Waynesboro, then there's clearly a lack of affordable housing in the local area. So, in lieu of opening up major portions of the rural areas to development, the county is going to need to find ways to help all those long-distance commuters get to work in an environmentally-conscious way.

I don't think the county does much with parks, pedestrian paths, biking lanes etc.

I feel they waste money every year on things that are not important. And do not do a good job of managing the funds they receive.

I got nothing. Not sure how it is allocated now.

I may be an anomaly, but I don't mind paying taxes because you generally get what you pay for. If one wants improvements in services and increases in quality of life issues, then one must be prepared to pay for them. Unless, of course, one is a Republican. Then you want all the increased services AND a tax break.

I pay the same percentage in taxes as people on the north side of the county. I should be able to have an ambulance at my house in an equal amount of time.

I strongly believe in education but I feel tax dollars are spent excessively on schools at cost to other needs and without consideration that older people are losing their homes because of high taxes. I believe we are not holding our schools responsible to provide good education without excessing spending.

I think everyone should help pay for schools, not just the land owners. There should be a general tax for all for support of schools. The public schools kindergarten thru 12th grade could not offer my children what they need growing up, only when they went to college.

F3. In the space below, please provide any comments you would like to share regarding Albemarle County's allocation of tax dollars.
I think the internet in ALBEMARLE County is pathetic...I had better internet in rural Bedford County....IT IS TRULY PATHETIC...I run an architecture business from my home and have had to go to Starbucks to contact clients....IM DISGUSTED!!!!!!
I wish the county vision for the urban ring would be more, well, urban. Sidewalks, much better public transit around less-expensive houses and apartments, flexibility about having cafes, convenience stores and small retailers near where people live rather than just jammed along Route 29.
If less rural land is developed for housing/retail then wildlife/plant habitat would be preserved.
So called "artwork" is a waste of tax money.
If there is a surplus at the end of a tax period, return the money to the taxpayer. IT IS NOT YOUR MONEY.
If you aren't going to provide public transportation for low income, don't expect that building low income housing will provide viable low income houses for real low income people to live in
I'm willing to pay more
Improve Rt250
In the last three years the appraisals and tax rates have increased, and the surpluses resulting have been spent. A revenue surplus should be returned to taxpayers, not spent on projects.
Incorporate solar in any new buildings the county builds or renovates.
Indiscriminate growth to get more taxes is the worst possible approach.
Infrastructure
Infrastructure (including Broadband, roads, and schools) is critical to lay the foundation for future growth, and maintaining Albemarle as a desirable place to live.
Infrastructure!
Infrastructure...
Instead of always spending annual budget surpluses, the savings should be applied to a lower tax rate.
It is important to fund more public services, either provided by the government or local nonprofits, because there's such huge need.
It is important to use tax dollars with great care. We keep seeing our taxes and/or assessments go up without seeing a change in service. While I appreciate all the county is responsible for, I think that recycling should be a private concern to increase competition. It doesn't need to be a priority of the county. (That's just one example)
It is long overdue to re-evaluate the payment of tax dollars to the City of Charlottesville. The agreement entered in the 1980s to avoid annexation is antiquated and unnecessary as there is no threat of annexation. The payments should only reflect real value that the City provides to Albemarle residents. It appears that these funds have enabled Charlottesville to engage in politically-driven initiatives like the removal of historical elements rather than actually tackling real issues like affordable housing and sensible downtown development. A real savings that could be achieved would be the consolidation of school systems, police and fire services between the two governmental entities. By consolidating all of these, there could be savings by avoiding duplicative senior management personnel in each of these governmental services. Additionally, other support functions could be more efficiently provided like school bus management, school maintenance, new construction oversight and other common

F3. In the space below, please provide any comments you would like to share regarding Albemarle County's allocation of tax dollars.
functions. There is no real rationale for maintaining these bifurcated arrangements. Many locales around the country have consolidated these functions and reaped real savings for taxpayers. In many cases, services have actually been improved by such consolidation.
It is not the job of government to dictate allocation of housing
It is outrageous that folks in the rural parts of the county still have limited access to cell reception and internet. My family pays almost \$100/month for internet that is quite slow and goes out very frequently. Usually about a week during every month we are without internet because it goes out so often. It is one of the main reasons I have still not started pursuing my Master's Degree. Terrible.
It is thought that growth makes taxes more affordable, but it does not. It is time to STOP the growth of Albemarle. We used to be unique, but now we are just another overgrown community with zero planning for the future. When will it end? When will you decide to be different? Affect climate change by stopping the growth.
It seems that development along 29 North is happening like a dark game played with a blindfold on. It's a mess and it's concentrating traffic and congestion where an attempt was made to improve it and now it's being destroyed.
It seems to me that too much goes to growth.
It would be great to see more contemporary business development; gone are the days where it is either development or preserving the environment; development methods these days can actually better the environment given all the advances in technology, materials and methods of developing lands and waterways...people need to understand that the either/or way of thinking is out-dated and not helping our community.
It would be helpful if the police and fire departments were combined for the town and county.
Just don't waste the money.
Just stop building houses. Also, UVA is a non profit, they get payroll tax exemptions and other tax exemptions in which they continue to funnel into building bigger and taller buildings without ANY regard for roads, traffic and parking. They should be held accountable to funneling a SIGNIFICANT amount of their tax exemption to the community in which they should serve including money for roads, school improvements, road widening projects and recycling programs.
Less on central office jobs and more for teachers firemen, patrol officers park rangers, etc.
Less worthless social programs and diversity officers. We don't [profanity redacted] care.
Let the market decide housing cost....free market
limiting development equates to limited need for schools, fire and police services, and county government
Listen to the people who live here! After 20+ years, I have had enough! Don't just ask and then NOT act!
Living in the rural areas makes it difficult to "see" our tax dollars at work. Fire, police and safety are perceived as the same as the urban areas. So are schools. But, roads continue to be significantly bad. The impact on our quality of life if adequate, navigable roads are a priority, would be significant. Having one's road on a long list for paving, then taken off, then put back on, then taken off again, appears to be a political game and makes rural residents feel that they don't matter as much as the urban ring residents.
MAKE CENTURY LINK UPGRADE THEIR BROADBAND!!!!!!!!!!!!!!
Many of these questions are about things that would not be a problem had they not been over regulated. Many are things that government cannot provide efficiently and need to be

F3. In the space below, please provide any comments you would like to share regarding Albemarle County's allocation of tax dollars.
provided by private business. there are very few services that government should provide. Most things should be provided better by private enterprise without strangling regulations
More \$\$ for teachers' salaries and educational programs in the schools.
More for roads and less for bike paths and walkways
more land for the wild
More on bike lanes, sidewalks and safe walking on the streets so people can access stores, especially food markets locally
Most of the items listed above are already supported by state funding. County taxes and assessments should not continually be raised where funding is already provided.
My concerns are more related to zoning and the huge tax increases being experienced by long term residents on fixed incomes. How about giving tax relief to people to build small "granny houses" on their properties so the younger generations can take care of aging relatives. Multigeneration housing on same lots is the way to go
My household would take a tax raise if it meant better quality of life for low income residents. They need safe sidewalks and biking lanes for sure. In my area we see parents with children walking on the sides of the road and almost get hit but they don't have any other option because they are walking to nearby bus stops. We always say someone will have to get hit before the county takes it seriously. Sidewalks shouldn't be seen as city amenities anymore. We live just outside the city and if the county is going to continue to let people build apartments and townhomes they are going to need to build the infrastructure around those areas. I'd rather sit through the construction and a tax hike than to see someone get hit.
Need road development (more of them) and need to guarantee new residential development includes a traffic lane dedicated to turning into the development.
Need significant improvement in bike/ped and transit.
Need to balance taxes with number of people and services really needed, not wanted
Need to fill vacant business locations before approving more permits. Green county is Albemarle's low income housing.
Need to find a legal way to stop paying Charlottesville over Annexation with revenue sharing!
No information about the county's allocation of tax dollars. All I know is that my tax responsibility continues to increase with no realization of improvement in services.
None
Only spend money on what is needed no social programs
Our schools have morphed into luxury items with too many exclusive programs for the wealthy. Let them send their kids to private schools for those services
Our TAX dollars and the level of education we receive is ridiculous !!! Every year the budget is for more and more "specialists" and poor results ! We need to clear out the Top level management at City and County Schools and get some educated professionals to manage the schools and BUDGET!
Over spending In city. Wasteful allocations for city that benefit a few. City council spends as it pleases -again, to benefit themselves and minorities (I.e. select groups, not referring to race in use of word)
Parks should be free. Y's aren't free. The Y in Crozet caters to rich yuppies who have flooded the area. The Park and all park land should not have for profit organizations taking up their land.
Pay more attention to the more rural parts of the county

F3. In the space below, please provide any comments you would like to share regarding Albemarle County's allocation of tax dollars.
Pay teachers more and have more teacher assistance in elementary schools.
Pedestrian safety is very important
County and the city are building TOO many hotel
Congestion on Pantops is excessive
Broadband in rural areas and not so rural areas needs to be addressd(poor internet access in Scottsville and some areas north of town)
please don't have a diversity office like the city, it's a waste of our tax dollars. If people discriminate based on skin color or other status, than they can be prosecuted for violating the law or just look ignorant, but we don't need a diversity office.
Please put up the old-fashioned NO LITTERING signs, with the fines on them. They worked 50 years ago. The roadsides, all through the county, are full of TRASH. At least CLEAN the place UP. The roads are bumpy, with potholes, and littered with trash. And all you think about is bikes and hiking, the fun stuff. Please deal with the bread-and-butter stuff.
Preserve open space, farm land. Develop the 29 corridor, stop adding subdivisions to Crozet. It is hard for the old time local residents to afford to buy these new homes because of the purchase cost.
Preserving the beauty of the county, not developing too fast, parks and rec, renewable energy, conservation, affordable housing
Public employees including fire/rescue/police and teachers need to be paid better even if you have to raise taxes to do it. I feel that taxes in this county are very low compared to other places I have lived in and yet the public services are much better in Albemarle.
Public safety and schools are the most important aspects of any community.
Quit giving our tax money to Charlottesville.
Why not try to help the people in rural areas versus all the sub divisions.
Quit paying the City of Charlottesville and use the money to support County residents.
Rapid development growth unfair to retirees
Reduce local taxes.
Reduce wasteful spending! County trying to be "politically correct" by jumping on the bandwagon of Climate Change, Emission control, etc. Rather see: clean water, pick up trash and litter along road side. More common sense and less political theater.
Reducing inequity between schools. The funding may seem equal on paper, but when you go beyond the urban ring, you see the disparity increasing.
Remember we are a county not a city and that's why many people choose to live here. Taxes should remain low and not increase due to more amenities. If someone wants street lights and sidewalks let them move to a city instead of turning our
County into a city.
Residential expansion (i.e. building more and more residences) requires more money be allocated for expansion of school facilities. Since we live near Crozet I can't believe all the money being spent on residential development without a plan to add more schools. It seems very disproportionate.
Return surplus dollars to taxpayers if any.

F3. In the space below, please provide any comments you would like to share regarding Albemarle County's allocation of tax dollars.
Right now developers can purchase credits to have trees planted down stream instead of constructing biofilters. The county should not allow developers to opt out of creating biofilters. This will cost the county nothing, bu will save our streams.
Road and other infrastructure improvements are lagging way behind.
Road improvements to accommodate all those moving into new homes in Rivanna and beyond
Roads
Roads please in designated 5% growth areas
Roads.
School teachers are paid and embarrassingly low rate
Schools are the big issue in the budget. I don't understand why education is still a mystery to those who are the practitioners - why have you not figured it out what it takes to educate children. It is your job to anticipate and execute programs that spend our money effectively.
Schools, Roads, and Jobs. Everything else really should be back burnered until those 3 items are tops in the state. Affordable housing is solved by more better paying jobs of all kinds. Then people can afford to buy. Stop wasting time on all the other [profanity redacted]
Seems we need to look pretty hard at schools and road safety if residential development continues the way it is. (And it should, more housing capacity should mean more affordable units available.) But it feels a bit like houses get built with the clear expectation that school aged children will live in them, and no corresponding commitment is made to increase capacity at schools. Or to support the education gaps that exist in some schools. Or to connect residential neighborhoods to parks, or other neighborhoods. We have a lot of housing that borders wide, high speed roads. It would be nice if kids could move around the county without caregivers fearing they'll be hit by cars going 45 MPH in the urban ring.
Should explore use of "village" concept of planned development where essential shopping, entertainment, park access combined in cluster surrounded by residential development surrounding in close proximity {Used in Williamsburg, Western Richmond, and many places across US
Some allocations are imponderable: e.g. why SO MUCH for 'Senior Center Inc.' (a business) and SO LITTLE for local senior centers, in local areas, including local rural areas. After all elder and rural isolation is a huge problem. Lack of locally accessible, affordable mental health services is astonishing in an affluent County with a huge, affluent 'health provider community' and huge health systems with many HUNDREDS of employees/providers/administrators.
Specifically regarding protection and management of plants/wildlife, we are concerned about the invasive vines at area trails and parks (John Warner Parkway trail, for instance).
Stick to the basics. Learn how to say NO to special interests.
Stop building!
Stop giving money to City of Charlottesville through Revenue Sharing
Stop giving tax breaks to every millionaire that plants and orchard and give them equally to all tax payers. It is inconceivable that we get taxed when we buy a house or vehicle then again every year we own the property after getting taxed on our wages and when we spend them.
Stop raising my taxes and spending my tax dollars on programs that benefit no one. School system is a joke, low income white families in the County have low expectations of the school system.

F3. In the space below, please provide any comments you would like to share regarding Albemarle County's allocation of tax dollars.
Stop raising taxes. You are going to push people out of their homes. Affordable housing-- does not exist in Albemarle or Cville and never will.
Stop spending money that does NOT belong to you! You didn't earn it! YOUR job is to spend within your means NOT tax the citizenry more. Set a good example for others and spend LESS. How about you cut the budget and then refund the excess to the people who earned it? Then you would have the support of all residents!
Stop stealing my money for your ridiculous social/environmental agenda.
Stop taking so many taxes. Cut spending.
Stop the BOS from raising taxes and creating more spending.
Stop turning restaurants away.
Stop wasting time and public monies on politically correct issues like the renaming of schools and the removing of civil war monuments in the County.
STOP with your social engineering! STOP telling people where they can live and STOP trying to cram everybody on top of everybody else! Most importantly - STOP RAISING TAXES!!!
Support daytime paid staff at Stony Point and East Rivanna Fire Stations.
Take care of the things that effect the largest majority, not small special interest groups
Tax dollars should be concentrated in those things that benefit most residents, fire & safety, schools (to keep up with growth) and economic development (for growth in jobs). Taxes have gone up too fast to accommodate things the county should not be doing.
Tax dollars should be spent on infrastruture projects and reasonable school operations. Too much money is spent on extravagant school programs and over administration. No tax monies should be given to charitable/not-for-profit organizations.
Taxes are high enough and do not need to be raised in any capacity for the foreseeable future. Make cuts to the budget where necessary. I would rather have fewer government services if it meant more money in my pocket.
Taxes are high. I am not aware of how tax dollars are allocated.
Taxes are too low, but salaries are too low as well. Current development bears no relation to the needs of the community. Market research is not being done before retail development is approved. New businesses don't meet expanding need, they just cannibalize existing businesses.
Taxes in general are too high and are causing financial problems especially for the elderly on fixed incomes.
Taxes too high
The ACPS receives and waste too much money, especially foolishness like naming of schools and other items that are tangent to the three Rs of learning. Spending money for open classrooms (sorry it did not work in the 70s) and getting away from phonics, cursive writing, spelling. Also The County throws money away doing equity and diversity.
The allocation of tax dollars for economic development projects, without allowing for any public input or comment regarding these projects, and without any sense of the importance of transparency in this category of planning, is highly offensive.
the Board keeps raising taxes - with nothing to show for it. [name redacted] hasn't met a tax she doesn't like. And she has no sensible ideas for using tax dollars wisely.
The BOS fights to find ways to regulate farm land and strangle the farmer {restrictions on how they use their land for their farm}. They explode growth into the green spaces supposedly

F3. In the space below, please provide any comments you would like to share regarding Albemarle County's allocation of tax dollars.
preserved for the rural look. All the residential building out here is for homes over \$500,000. The schools look like trash because of the exploding growth.
The CIP has been gutted and needs to be replenished. We're still suffering from the great recession and we aren't taking steps to support the CIP while we support projects that aren't nearly as essential, such as ACE.
The city and counties are the ones creating the problem with affordable housing. Taxes continue to rise and the homeowners and landlords that rent places to those that do not own will just raise their rent. Not sure why that is too hard to understand being that tax increases always fall on the ones utilizing services provided..
The county government should reduce its size and scope, and thus reduce its demand for taxes.
The County govt. is bloated, the epitome of "tax and spend." On a previous page the question was asked whether development should be restrained even at the cost of higher taxes. This is a false dichotomy. We do not need development to avoid higher taxes; we need a new set of County Supervisors who will treat the County budget with the same care and efficiency that most of us undertake with our personal budgets. The County budget should not be a source of wealth for the well connected.
The County is raising taxes too frequently for poor and middle-class families. Some cutback in services is necessary.
The county is wasting my tax dollars
The county needs to enforce littering and trash dumping fines. The rural roads are full of litter and look terrible, and it is embarrassing to have visitors see how poorly the county takes care of the land. I would prefer my tax dollars go to paying for trash being picked up versus more trails or community programs of which there are enough already.
The county needs to stop interfering in the public's right to support themselves by relaxing some zoning and business restrictions. The current set-up allows developers to monopolize commercial properties, which makes it nearly impossible for small business owners to get established.
The County needs to take drastic steps to improve the ability to generate tax revenue from commercial development to fund all of these desired items.
The County should take ZERO action on "climate change" until every member of the board of supervisors have read "The Deliberate Corruption of Climate Science" by Dr. Tim Ball and preferably discussed the book at a public meeting. As the title implies, the hysteria over "climate change" as a crisis is unfounded.
The County's excellent public schools and natural beauty are its two biggest assets. These must be nurtured and protected at all costs.
The cyclist are a hazard in the southern Albemarle roads. The streets are too narrow for regular traffic, then add a group of cyclists and they are impeding the flow of traffic, causing delays of scheduled work and appointments, and promoting bad feelings for the sport.
The high taxes are the main cause of unaffordable housing in the county. Until this is addressed it is meaningless to demand builders provide affordable housing. Due to mismanagement by the county, a business providing jobs was lost. This insane scenario of not working to provide jobs, high taxes, delusional plans for more departments and staff thus raising taxes even higher are creating a toxic time bomb.
The questions on the previous page don't really allow for the gray areas regarding development...smart, planned development of existing traffic corridors makes sense;

F3. In the space below, please provide any comments you would like to share regarding Albemarle County's allocation of tax dollars.
redevelopment of empty buildings makes sense. Building large new developments without affordable housing in areas with poor road and public transit infrastructure (29/Polo Grounds; Belvedere/Rio; Rio/Warner/Park) does not make sense
The recent push to implement a "Rain Tax" was a mistake that NEVER should be tried again. Make sure you include this comment in your report to the county.
The roads in Earlysville are in dire need of widening and repair.
Please stop building houses on tiny lots everywhere just for more tax dollars.
The rural tax break for fake farms owned by millionaires should be eliminated - the tax should be assessed as farm income as a percentage of total household income, and corporately taxed farms should be taxed the full amount
The school system needs to be overhauled. The southern county schools do not get the same advantages as the ones closer to Charlottesville.
There are things that the county could do to improve essential services that do not involve raising taxes but the county would rather waste money than fix problems.
There are too many projects and expenditures that fall outside of what the county should be doing. First and foremost, the county needs to place more emphasis on infrastructure ahead of approving all the new developments. The push for high density development with little or no improvements in the road capacity is simply short sighted.
There aren't stores for clothing towards the southern part of the county. For residents here it's faster to go to Waynesboro than to Forest Lakes. Many residents don't shop in Albemarle County because the stores are too far away.
There is a great inequity in the way that tax dollars are spent. The Crozet area gets a much larger proportion of tax dollars than any other district. In my opinion, that area should be in a special tax district as they have gotten so many improvements in relation to the rest of the county districts. They have received a brand new multi million dollar library building when they already had a library building. The northern part of the Scottsville District and the Eastern part of the Rivanna District have never had a library.
There is entirely too much money spent on buying food for staff events/meetings/conferences! Conferences, in particular, are treated as vacations by staff. Meetings are extended or scheduled around lunch just as an excuse to buy lunches.
There is great diversity of opinion spending tax dollars. For long term community success the county government should keep a keen eye on primary drivers: infrastructure (mainly roads match growth) and education. Though more money to education has not yielded needed results - we have to change the model by which we operate our schools to achieve greater levels of educational success.
There was a suggestion a couple pages above that less development would lead to higher taxes. That was a poorly worded question. Taxation on newly developed residential property has been shown to be insufficient to cover the costs of schools and infrastructure.
They need to stop approving huge subdivision in our rural area. Which is causing substantial traffic congestion.
Too many tax dollars pursuing too many "needs". Schools are alarmingly overfunded last several years. General population growth is more than double student population growth.
Too much emphasis on the urban ring

F3. In the space below, please provide any comments you would like to share regarding Albemarle County's allocation of tax dollars.
too much is spent on hiring police officers. We have too many. They spend too much time monitoring speeding.
They apparently have NO interest in expediting traffic flow in response to accidents.
Too much is spent on staff and contracting out the Master Planning process. Taxes can and should be reduced. A panel of citizens should assist the BOS do a top down budget review. No former members of the BOS or closely affiliated organizations should be chosen. There is enough other talent!!!!
Too much money goes to the Suburbs, not enough to Rural areas
Too much money goes toward public school administration
Too much to education because they think these rotten children deserve everything. Our children are not educated to face the world. Can they count change out if they work in a business, do they know logic, are they talk work ethics through homework and sacrifice (don't upset the child and make him or her give up phone time, game time, etc.
Too much to schools, and none should be spent on Environmental issues since the Cty has no metrics to evaluate. Also, Cty needs a budget process w/ metrics to assess program success/failure so rationale is available to assess ineffective programs to be cut and potential effectiveness of new program spending. Currently, no process with metrics and real analysis is used!
Too much to the school system and goes up every year....have the school system tighten up too many employees that never work with children
Too much waste!!
Traffic problems
Walkability
Way to high, spending is out of control
WAY too much money spent on the ACPD. Too many police for the amount of investigations and crime here.
We had recycling from County Waste until a year ago. Now we have none. More needs to be done to make recycling possible.
We have no internet service - other than expensive satellite provider - in our part of Crozet.
Terribly prohibitive for work, school, and social activities
We left (fled) both New Jersey and Maryland over the past two decades as we watched over-development and various well-intentioned "affordable housing" initiatives destroy the quality of life in the townships. Taxes and traffic density increased, while the desirability of actually living there decreased.
We need a capital improvement campaign for our schools. We need a new comprehensive high school and a new middle school. Also, we need more walkable/bikable trails to connect parts of the community.
We need road improvements - both more lanes on existing roads and more alternate roadways for accessing different areas of Albemarle County. Also, lower level Albemarle County employees are paid ridiculously low rates while county executives are paid way too much. Housing rates in this area means that a full-time worker in the average county office is spending more than 50% of their take-home pay on rent alone. That's shameful.
We need to live within or means and not keep increasing taxes on the citizens that own homes! Developers should be paying for any increase in cost of government services not the

F3. In the space below, please provide any comments you would like to share regarding Albemarle County's allocation of tax dollars.
home owners! It just might be time to think outside the box and have government do less at a lower cost !Maybe it time to let free Enterprise do some of the work at a lower cost!
We need to make Albemarle County an accessible place to live for the citizens who work here. I live in the County and work in the County, which I consider myself to be fortunate to be able to do, however, I actually work for the County of Albemarle and many of my colleagues cannot afford to live and work in the County which is a shame.
We should be planting Millions of Trees, donations and volunteers. We all live in the Community of Trees, please plant the trees so we call breathe☺. Please make green houses so
People can grow food please. Please help overweight by having rollerskating. Alternative to movies, and video games
We should have lower taxes and tax dollars should only be used for needed services. Spending money on a variety of 'green' projects is too expensive.
We spend too much on parks like Biscuit Run and not enough on mental health services. We should not be approving new commercial development when existing commercial development is under-used and failing. Albemarle Co's approval of Stonefield contributed to the demise of Fashion Square and other shopping centers along 29. Use what we have before you develop more.
Why are there no regular ways for every area of the County to hear about the Budget? Not just meetings in County Office Bldg where we are 'told' about it? Why are there not MANY DISSEMINATED MEETINGS IN EVERY AREA of the County to meet people about the County priorities? County budget? Currently the Priorities and Budget appear to be CREATIONS of ELITES! (like that ASAP group! like UVA elites! like RICH elites!_
Why are there still dirt roads in Albemarle county . A county that has a so called "world class city " within it's boundaries ?
Would like the schools to communicate their long range plans more. Particularly better understand investment in centers versus existing high schools and staff.
You all need to start with zero balance budget. Going up on real estate assessment and tax rate only gives you free reign to spend other people's money. Pretty sure none of you overspend before you know what you have .
Your taxes on those with land is too high. Its like a punishment.

F6a_Other- What kind of interaction? Select all that apply. - Other (please specify)
911 response to home for suicidal teen
A neighbor called the police and was at my house when they arrived. Another occasion they were called because of concern for a family member
Accidents on my property
ACPS put my neighbor in the hospital. He was speaking at a Board meeting. He was attacked.
Alarm response
Alerts to home security.
Animal Control
Animal control
Arrest of ex-family member
asked about legality of target shooting bow and arrows
asked for directions
Assistance to control speeding on our rural road.
Assisted me with a broken down car.
Called about debris in road
Called about stoplight problem
came for bicycle accident
came to home after credit card did not swipe at a local gas station
Car was disabled
casual encounters in public spaces
Chatting with them in parking lot
check on neighbor
Citation for dog
Complaint concerning USPS and UPS . Because I am Conservative ☹️been always treated with bias
court
Credit Fraud
Forgot to be safety Insp. {Advised}
had something stolen out of our yard
Harassed by off duty cops working bicycle races
Home alarm activation
home alarm went off and they were there almost instantly
House alarm
I had pulled over on a country lane to check a map. A county officer saw me twice in five minutes, so pulled up to ask if I needed help. A very polite man.
I helped two officers who were dispatched on a call in my neighborhood. I happened to witness a crime in progress (I wasn't the caller) and I helped direct the officers to the scene of the incident. Absolutely wonderful and professional police department.
I thanked several for the great job they do.
illegal poaching
I'm a volunteer with Fire
Information

F6a_Other- What kind of interaction? Select all that apply. - Other (please specify)
Jury Duty
Meet around town
Meet every 2 mos as part of a Community assistance team
missing neighbor
Needed to make a report by phone
Neighbor
Neighbor
Neighbor called police. I interacted with them because they weren't home
Neighborhood assoc informational meeting
neighbors
notified officer of found bicycle
Officer helped with blown out tire
Officer visited about a report of a stolen item
Officers arrived on my doorsteps
out in community at restaurants, shops
Pllice response to alarm
Police called to one of my rental properties due to criminal activity. Someone shy out a window from the street.
Police checking for loud noises
police responded to our address on a report of impeding traffic
Police response to house alarm and responding to theft in neighborhood
professional interactions
public meetings
resident check
Ride-along
seeking information
Some are personal friends
Speeding in rural area
Talked to them at restaurant
They approached us to aid in the investigation of a robbery ring
They helped me with Census work
They returned a stolen wallet
Visit my business for community interaction
voiced my concerns Re: traffic enforcement
witness to crime
You know what event! City Council ensured conflict occurred and citizens were not protected

G4- If you would like to share more about your feelings of safety for any of the above settings in Albemarle County, please do so in the space below.
ACPD does a great job of appropriately handling criminal activity
ACPD does an excellent job when they are not handicapped by politics
acpd members are compassionate and helpful, know how to de-escalate situations. community events help citizens to make personal connections. I support training and learning to enable our officers to do the best job they can and stay safe.
After living 49 years in crowded northern New Jersey while working and visiting often in Manhattan, I now feel much safer at home in the country or walking in town.
Again, better bike/ped infrastructure ... greenways separated from roadways
Albemarle County police are excellent, as a rule, but poorly used and managed. I have lived on a major rural road for twenty years and have never once seen a car stopped for speeding or for tailgating. It is an extremely unpleasant daily experience for me to drive three miles along this road at the posted speed of 45mph and to have aggressive and rude tailgaters the entire way EVERY SINGLE DAY, and to have people coming up behind me or passing coming the other way at 60-65mph EVERY DAY.
Albemarle seems to be one of the safest places I've experienced.
Albermarle depends on Charlottesville police to do its job because the Charlottesville criminals target Albermarle homes!
All bike use in my area is unsafe - no lanes, narrow roads, no shoulders. Walking has the same problem exacerbated by idiots walking on the wrong side, walking after dark with dark clothing and jogging several feet out into the road.
Although I have yet to take one of the classes, I appreciate that the county is offering Disaster Readiness classes.
Arrest and deport illegal aliens, especially gang members like MS13.
As more and more people move into an area, my sense of safety goes down at night time. Particularly as a mother with an infant. I won't even attempt going on a walking trail at night time for this reason.
At our church people dump their trash and beer cans in and around our dumpster, there are break-ins in Forest lakes regularly
Because of the times we live in I do not feel totally safe anywhere at night and not completely safe out in some areas of the county especially if in an isolated area.
Bikers and pedestrians are at risk of being hit by cars while biking and walking.
CC carrier as the Police Department can't protect my family as they are only a reactionary force after the threat & fact. I am a 2nd Amendment supporter and am of great benefit to the Police force and general public safety. Never drawn a weapon and hope to spend my entire life doing so but safety is my responsibility first.
Concerns with staffing coverage of fire rescue and the combination system with volunteers.
Depends where. Downtown never feels safe. Shopping on 29 is fine. Barracks Rd is fine except around Kroger.
Drugs are being sold by dealers at county parks. People are trying car doors at Hollymeade town car. I was at Walmart today at 2 PM and a lady's purse was stolen out of her shopping cart. This isn't the Albemarle I want!
Due to an escalation in crime around us a sense of caution and a feeling of being unsafe occurs. Also, living in a rural area a response from law enforcement takes a lot longer, especially since so few officers cover the area. The governor's attempt to restrict citizens from protecting themselves with their own firearm is another reason to be concerned with our safety, if he's successful.

G4- If you would like to share more about your feelings of safety for any of the above settings in Albemarle County, please do so in the space below.
Every one has the right to self defense, especially those of us living out in the county, more rural areas of the county. The new gun laws that are being pushed by the Democratic Party in Albemarle, Charlottesville City and Richmond are an infringement of our constitutional rights. As of Jan 16, 105 counties/ cities in Va have become sanctuaries for the 2A. It is a sad day in America when our elected officials don't have enough guts and moral fortitude to honor their oath of office to protect and defend the Constitution of Va and the US which they swore to uphold. TRUMP 2020!!! Your Gun free zones are a joke, just invite the criminals to have their way because they know law abiding citizens with CCP,s won't be there to defend you or themselves because you want us disarmed. You should concentrate on fighting crime not your law abiding citizens, pathetic!
Excellent service from multiple levels of ACPD
For the first time in nearly 30 years, I feel that the downtown mall is dangerous IN THE DAYLIGHT
Generally I feel very safe, especially considering where I live. On another note, I did have a negative interaction with ACPD several years ago when my headlight burnt out and I was stopped. I am an old white woman and I was treated as if I was suspected of a major crime. The police officer was very rude, surly, clearly on a power trip, and suggested I was lying about my headlight having just gone out. I remember thinking if he treats an old woman like this, how would he treat a young black male. I hope he is no longer with the police department. He should not be.
Get rid of the fake homes vagrants camped out at every intersection and living along the river trail and everywhere else. They're not local and they're not actually homeless
Get rid of the vagrants/beggars at the stop lights. They also camp out along the Rivanna trail behind the college.
Have seen a man beating on another man on the downtown mall and no sign of police.
Having a firearm allows me to feel safer
Homeless population on trails gives me cause to not walk alone
How does the County intend to increase policing with the influx of low income families for their low income housing. Climate Change Fet ofc that bicycle, it does not exist.
I am 70, live alone and do worry more about break ins at night while I'm asleep and during the day when I'm at home.
I am a senior white female. My interactions with police have been fine but I'm not sure if I was of a different demographic that I would answer the same.
I am glad they finally addressed the off leash dog problem in the parks. I use the parks alot and it was scary having dogs run up on you.
I answered "Walking/biking" questions from observation rather than use.
I believe it is the individuals responsibility for personal safety. Lock your doors, be observant and communicate with neighbors to ensure ones safety.
I believe that being on the downtown mall at night presents the most risky scenario. For the most part, other commercial areas of the county are safe for nighttime activity.
I believe that living in a rural area is safer than living in an urban area, but that said, I can't think of any area of the county that I would feel unsafe in.
I carry a gun everywhere I go that's why I feel safe.
I don't feel particularly safe on the downtown mall after dark.
I don't bike and rarely am in commercial areas at night. I'd rate my neighborhood in Earlysville very safe.

G4- If you would like to share more about your feelings of safety for any of the above settings in Albemarle County, please do so in the space below.
I don't feel safe in the commercial areas because they are not walkable and I'm afraid of being hit by a car.
I don't use walking trails during the day or night, and I would never use bike trails at night. I wish there were bike lanes on Richmond Road where I've had to be extra-cautious driving around bicyclists and walkers who try to stay in the approximately 4-inch paved shoulder area.
I feel least safe while walking in rural areas.
I feel most unsafe when driving on US 29 North. Speeding and running red lights is pretty common.
I feel safe as long as I can have protection devices in my home. I was a serious crime victim in the past where I lived and could not keep protection devices.
I feel safe because I can protect myself at any given time
I feel safe now, but less than I used to because of the over crowding of the area.
I feel that Albemarle County exhibits a police presence that helps make residents feel safe. I do not perceive a safety problem in the county.
I feel uneasy in parking areas.
I find the downtown mall to be unsafe. I wish there was a police presence there. Many years ago around 12 noon a group of about 8 young men surrounded me in broad day light. They asked for money. I gave them some money and walked on without incident. Why are there no police or when they are there just acting as "friends". My husband and I as many seniors will not go down to the mall in the dark - especially winter nights. That is a big failing. And why are there not cameras? Who are the protecting - the criminals? Why? The only way the police stopped the murderer was from the cameras from private business. First it was too expensive, then it was invasion of privacy - in times square there is a sign under the camera - if you don't want to be seen doing something wrong - don't do it. Give notice and put up cameras. Not taking care of the residents right to enjoy our county because of being unsafe - not just feeling unsafe - but being unsafe.
I had to laugh at the earlier question asking me to rate the quality of street lights, because we don't have them where I live. All the street lights come from private developments that choose to have them. I am a casual runner, and most of the year, I have no choice but to run before work, in the dark, and even if I'm wearing a head lamp, it's hard to see. It doesn't feel safe from a crime perspective, and it doesn't feel safe from a tripping hazard perspective. There are CAT bus stops along my road (Hydraulic), and I can't believe we don't provide any street lighting so that people can travel safely to and from the stops when it's dark.
I have a carry permit, provide my own safety. Can not rely upon police to be there for my safety.
I have a CCP, I feel very safe.
I have a CHP, If I'm out alone I carry my gun.
I have seen a steady increase in criminal activity around my neighborhood. With each new high-density housing project completed around my neighborhood, there has been an uptick in direct crime in my neighborhood. We have tress-passing, car break-ins, home break-ins, drug use in our community areas, vandalism, etc. This was never an issue when I first moved to my neighborhood 15 years ago. It's sad to witness and be a part of. The county really should pay more attention to the impacts their decisions have to overall quality of life.
I have seen coyotes duuring the day on trails near town....John Warner arkway area.
I just feel common sense comes into play here. Times have changed .

G4- If you would like to share more about your feelings of safety for any of the above settings in Albemarle County, please do so in the space below.
I know better than to wonder out at night on trails. I wish it weren't so, but common sense kicks in and people just should not be alone on deserted trails in the dark.
I live in a gated community so my perception is skewed. I feel very safe.
I live in a rural area and expect that emergency services to my home will not be as rapid as they are in the urban area. If the goal is to provide emergency services in the urban area with 6 minutes, what is the goal to provide services to the rural area? My experience is it takes 18 to 22 minutes
I live in a safe area. There are lower income people who do not have the luxury of living in a safe place.
I need to carry for protection
I no longer do business in Charlottesville. I do not spend my money there and will not enter downtown for any reason. I have also moved my healthcare from U.V.A. to Martha Jefferson.
I protect myself, my family, business, and everyone knows that
I provide for the safety in my home and my property
I support CCW
I take care of my own safety. The county has nothing to do with it.
I think Albemarle is a very safe community. My biggest concern are these tragically insecure 2nd Amendment gun nuts who feel compelled to openly wear or carry firearms. If I see one of these white guys (and trust me, they are all white guys) I immediately leave the area.
I would like to have my family move in with me and then I would feel safer. I have acres of land and under current zoning laws I cannot build an housing unit for myself on the property. So....I remain feeling very unsafe and over run by taxes.
I would not go downtown alone at night.
I'm a gun owner so I always feel safe
I'm old, feel less safe in general as the years go by.
If the county expects to encourage the development of walking/biking trails to Biscuit Run, there will need to be some method of either enforcement or the ability to contact law enforcement from the trails.
I'm a male, and have zero safety concerns, even on walking trails at night. My response above reflects the views of female members of our household.
I'm safe at home because I have a German Shepherd and firearms.
In general, I feel that outdoor lighting is insufficient for good safety. I feel the county government is sacrificing safety to appease those who prefer to see a darker sky at night. That's poor leadership.
In my complex HOA safety rules aren't followed and it makes some of us feel somewhat unsafe. For example storage of gasoline on premises.
In our neighborhood, there are a few whole house Airbnbs that operate. Given the constant change and variety of people, it has made our neighborhood feel unsafe. We've had a few issues with late night noise and strangers watching us.
In the event that there was a safety emergency, the Albemarle County police would be 45 minutes away. Also, our Commonwealth Attorney will not be prosecuting many crimes, and this will make living in the County a little less safe, in particular, in shopping areas. There is now so much shoplifting at Sam's Club and the C'ville Walmart that employees check receipts of people leaving the stores. There are also special parking spaces for police cars at these two stores. This means there is more petty crime, and petty crime leads to larger crimes. Our

G4- If you would like to share more about your feelings of safety for any of the above settings in Albemarle County, please do so in the space below.
supervisors are not prepared to deal with this. And they will certainly not investigate root causes. They will continue to live within their gated communities.
It is a joke that the County / City do not recommend people to walk with others at night especially women - the PSA that is on the radio is a joke. There are predators in our community and you are not reminding people (especially young) of what is rather than what you would like things to be.
Mainly don't have walking or biking trails where I live. Walking or biking on the street is always unsafe on the winding country roads I live on.
Making Albemarle County a 2nd amendment sanctuary County ! Citizens can protect themselves when police are not available and not have to be concerned of breaking an unconstitutional law!
Men probably feel safe. Women, less so.
More development = more crime.
More enforcement in residential areas where pedestrians and especially children are playing. I do not care if someone is speeding on route 29 to get out of the county because they should not be here anyway but have to be because our leadership refuses to build bypasses.
More tax dollars should go to police protection
Most likely anyone who walks in a city or county for that matter alone at night is taking a risk. That's true anywhere not just Charlottesville and Albemarle County.
Mostly, I'm just afraid of bears, but I respect their right to be in the county and don't wish any action to be taken.
Much safer in county than downtown Cvllle
My ability to be legally armed is what makes me safe in any setting.
My biggest safety concern is my neighbor, who keeps a rottweiler chained to his house and which from time to time gets loose.
My lower marks would apply anywhere I lived...safer in daylight, some apprehension when out at night...
N/a
NA
Never go to the downtown mall feel very unsafe.
No real reason that I feel unsafe on trails at night, other than i know it is just not a good idea
Not in close proximity to police services.
Personal protection equipment should be carried
Police response in my area too slow
Police seem very far away out here in the countryside!
Protect my right to own a firearm
Safety is very important
See previous note about patrols at Humphris Park.
So far, no problems.
Stop worrying so much about small traffic infractions and focus on community relations
Street lighting and path lighting is an issue that needs to be addressed.
Thanks to the police officers and EMS staff for tirelessly serving and protecting citizens of our County.
The best safe practice for a citizen is the right to keep and bear arms. The communists on the bos want to strip us of that right. Filthy communists.

G4- If you would like to share more about your feelings of safety for any of the above settings in Albemarle County, please do so in the space below.
The downtown mall has become so overrun with homeless that it feels unsafe and dirty and not inviting to eat or shop anymore.
The homeless camps are usually around the trails and river. I don't feel safe walking alone on these trails.
The less safe places are in Charlottesville and in low income neighborhoods in Albemarle Co.
The only incidents we have had in Forest Lakes are petty theft from cars left unlocked. Perhaps increased police patrol would help, but I understand these aren't exactly dangerous situations and priorities must be kept in mind.
The police department does a great job, but need to be more transparent. Their social media accounts are full of "fluff." I want to see arrests and mug shots.
The Police Officers are underpaid for what they have to do and the dangers involved. They should be able to live in the county so they can respond more quickly to major emergency events.
The Second Amendment enables citizens to protect themselves if necessary. The Board of Supervisors need to SUPPORT this Constitutional right.
There are some trails where safety is not felt due to the amount of homeless people and panhandlers that are allowed to stay in the area. Everyday one sees many of the same people in the same areas with signs and asking for handouts. This is not conducive to safety when using parks and trails.
There is a man who has been arrested over two hundred times for home robberies who is free to re-offend.(Scottsville area)This is madness.
There is abosotutely no enforcement of red light violations, the ban of oversized trucks on RTE 22 and 231, In the past there was enforcement of speeding on rural roads--have not seen that in several years. Red light cameras were used effectively at Rio Road before the new overpass. They were approved for the intersection of Rte 20N and 250 in the Pantops area but never installed They are an effective deterrant and a revenue provider. They are used in the DC metro area successfully and produce a great income source which is applied to the police departments for more officers and enforcement
There is no lighting on bike/walking trails.
There was a loud party in my culdesac a few years ago. I contacted the police to get them to stop it. Nothing was done.
There were recently several car break-ins in our neighborhood that resulted in stolen guns. Scary to know our neighbors had guns in unlocked cars and that they were brazenly stolen at night outside our homes
This seems like a very safe place to me. The only danger I worry about is getting hit by a car while I'm walking my dogs or by myself.
This will be an unpopular opinion, but I think that relaxing rules on lighting along public streets and within public parks would really strengthen a sense of safety for all Albemarle citizens. This is the first community I have ever lived in that outright does not install street lights along roads, and I think that is not the wisest decision for safety.
Though I live in southern Albemarle County, the Police Department is very responsive to our needs.
Too many panhandlers on the street. Feel less safe for them near the cars.
Too much speeding on rural roads in Albemarle County.
Trails at night are often shared with active night animals and feel a bit less safe.
walking and biking is unsafe because of a lack of dedicated lanes

G4- If you would like to share more about your feelings of safety for any of the above settings in Albemarle County, please do so in the space below.
We are still here on Turtle Island America and We are Creator's Own Chosen Brothers and sisters of all shades
We feel safe because every member of our household has a concealed carry permit.
It is disconcerting that totalitarian legislators in Richmond are attempting to infringe on our God-given rights to keep and bear arms, as both the Commonwealth and Federal constitutions, which these same legislators swore an oath to defend and uphold, guarantee.
Article 1, Section 13 of the Virginia Constitution states
"the right of the people to keep and bear arms shall not be infringed"
and the 2nd Amendment of the US Constitution states:
"the right of the people to keep and bear Arms, shall not be infringed."
I EXPECT OUR COUNTY GOVERNMENT TO DEFEND OUR GOD-GIVEN RIGHTS, BUT YOU HAVE NOT TO DATE TAKEN ACTION ON THIS IMMINENT USURPATION.
We have a very incomplete system of walking/biking trails because people especially in limited access subdivisions, fear people coming into their developments. They do not understand the value of these trails.
We have far too many police officers.
We live in the country. Parks and bikes get rural dollars and are not applicable to rural living.
We need more police officers!! They do an amazing job but not enough of them!
What is going on with County messing up local EMTs?! We see all over that community volunteers are struggling to maintain 'volunteer' squads. Why was COUNTY SO LATE to understand this! THEREBY CAUSING HORRIBLE TRUST and SERVICE disruption in Scottsville! THAT is 'on the County planners'!
What makes me feel most unsafe is the gun range that is allowed to operate in a residential area.
When I can't carry a gun for self protection due to stupid laws I feel very unsafe. As a military veteran and trained in use of firearms, as well as competitive shooting, I am just as competent as an police officer in the use of firearms. As an American I shouldn't have to give up my second amendment rights in any Albemarle County Bldg.
Women are not always safe walking alone in parks. We already know this.
You never see a police officer on a country road, maybe they don't know they exist. In the country you take care of yourself.

I5a- What makes you think there is not opportunity for you to participate in community issues and local public affairs?
A single political party rules this county and they shut out conservative thinking.
Albemarle County government makes sure they have their own close contacts nearby and then pretend they never heard any suggestions by local citizens (as they are considered outsiders).
Albemarle County has become a liberal mecca, with no respect for conservative viewpoints.
Albemarle government has a tendency to lean quite left. If you don't have similar views, they tend not to include you.
All Albemarle County is run for exclusively the interest of Albemarle County government, urban elite residents of the county and of charlottesville, and to promote the interests of developers from out of town in whose pay albemarle county has been for decades. There is ZERO representation for traditional Virginia rural interests and rural lifestyles in County government, which only promotes the interests and lifestyles of urban elites, and has ruined the life and liberty of rural residents with abusive taxation to promote urban-elite causes and lifestyles, and doubled-down on tyrannical enforcement of urban regulations in rural parts of the county where they are not wanted or needed. This survey is an excellent example---it was not sent to me, a twenty year rural taxpayer in the county, but I had to hear about it from an urban resident of the county and it took me a half-hour of searching on the internet to find it finally on a television news website. This survey is a sham, as it is directed to and will only be completed by urban elite residents of the county. It should have been delivered to EVERY resident of the county and particularly to long-time rural residents of the county, who have been most hurt by the poor and self-interested urban elite government that has been abusively taxing and governing here for two decades.
All or most meetings are in FAR AWAY, and usually we are 'BEING TOLD' or talked down to, or being asked to talk in BIG HALLS that are hard on people's nerves and actually really boring and ineffective to get diversity of public opinion. It makes it seem that the County is not really interested in diversity of public opinion.
As a gun owner and libertarian, I feel the county does not currently support my Constitutional rights.
As stated before, there are now activists who intimidate and prevent people from speaking up at meetings for fear of reprisal.
As the county has grown. Its population has more than doubled since moving here. The perception of a larger separation between government and its citizens has grown. This is 2 way street but it must be addressed.
Because County Supervisors do what they want rather than listening and working for the community that elected them.
Because there are limitations at each end on how much time to say it or what response you will get in return!
Because when I did the issue was ignored.
Before the public is invited to participate, the decisions have been made.....officials have already made up their minds. It rare the voice of the people is heard on any topic from day one. Rio interchange with 29 is an example....the county already has an idea of what it wants (redevelop the entire area). And the 29 underpass at Rio.....does anyone understand you have created a bottle neck on 29 by going from 4 traffic lanes down to two (through the tunnel)
Board meetings hard to make for working professionals
BOS meeting hours are unacceptable for people that work normal jobs

I5a- What makes you think there is not opportunity for you to participate in community issues and local public affairs?
Certain developers really influence what, where and how dense development becomes. They have been allowed to buy land and rezone it 20-30 years ago, without proffering enough to cover school growth, roadways, water protection, steep slopes protection, etc. Their proffers are reduced at county meetings a few years later, and the board approves the reduction. That's practically fraudulent county financial management in my opinion.
certain groups dominate meeting and at time feel unsafe to attend and even voice opinions because someone will not agree and it will not be politically correct.
only certain groups can say what they want and board is scared to go against them.
Childcare
close-minded officials
Communication about events may be last minutes instead of notified earlier to plan.
Communication is always a big issue. I receive regular county publications, but the topics are described in vague terms. I have concerns about a particular intersection and yesterday had to make three different calls to find a contact person. (I'm still waiting on a response.)
Conservative people have no voice
Conservative voices are quashed, shouted over, and demeaned whenever trying to participate.
County does NOT give a fig what us county residents want. Witness their complete arrogant dismissal out of hand for our desire to become a 2nd Amendment Sanctuary county. Thousands of people showed up and sent many more thousands of emails, calls, but our DEMOCRAT elected representatives ignored We The People.
County government suppressing our first amendment rights on a frequent basis.
county officials pretend to listen, but it goes in one ear and out the other.
County offices located in charlottesville and very inconvenient to access.
County officials truly do not care what we think unless we agree with their agendas.
Daytime meetings when I am at work are a problem
Democrat monopoly on thought.
Do not know how to participate.
During the elections, I wanted to attend the debate between the candidates for the board of supervisors, but I couldn't afford a babysitter. My husband works nights. Holding debates and other public forums in community centers where there are spaces for children and staff to mind them is more inclusive.
Everyone is out for themselves. No sense of community.
Everything is for minorities or low income
Hard to find out about issues
Have been threatened for sharing my opinion.
Having small children keeps up from being able to attend public meetings. But PLEASE STOP RAISING OUR TAXES/ASSESSMENTS. OVER \$30,000 INCREASE IN ASSESSMENT IN A YEAR IS UNACCEPTABLE.
Hearings are held in the middle of the day, making it difficult to attend. Public comments are limited to 3 minutes, not long enough.
How do I even find out
I detest e-mailing my Supervisor and not getting a response. That simply sucks!
I do not drive after dark & am on a fixed income, so it's hard to get to evening functions.

15a- What makes you think there is not opportunity for you to participate in community issues and local public affairs?
I do not feel welcome. I am not invited/informed.
I have a young child and it is difficult for me to attend any events. A lot are either while I'm at work, he's asleep at home, or it would be very inconvenient for him to attend.
I have applied for board and agency positions in the past and was not selected. There wasn't any follow up to inquire about other ways to be involved.
I have been involved in my community throughout my stay in various capacities on various committees and was nonplussed by the County's interest in regular people's issues
I have been to Pantops development meetings. The group of 60 or so were broken into groups of five, where we sat with big posters, and allowed to put little stickers on what excited us -- as if we were small children. Our questions were not addressed, and we were told that basically no one wanted to live in the countryside (like we do). If you decide to comment at a Supervisor meeting, you spend over an hour driving just to speak for two minutes, and then you are dismissed. When a large group of residents show up because they feel strongly about something (ie, the Rt. 250 bypass, the Rain Tax, or making the county a 2nd Amendment sanctuary), the group is ignored, or the issue is tabled -- to be voted on later when no one is there. Everyone, everyone knows that's how it works. Most people are angry. The people who live outside the metropolitan areas have NO voice. We have limited fire protection, no police protection. On Profit Road, the area between the two bridges has almost no fire protection because the BIG trucks you all bought cannot make it over either bridge, and the firetrucks have to come from Berkmar drive then squeeze between the one-lane railroad bridge. I hope you get sued one day for this outrageous negligence.
I have no idea where to even look for opportunities to engage.
I have participated for many years on different levels and the consensus of the committees was completely disregarded by the "powers that Be"
I never hear about opportunities to have my voice heard. And typically the meetings I do hear about are in the evenings on week nights. As a working mom with an infant, these are the most difficult times for me to attend a meeting, participate in the community issues, and have my voice heard. Also as a working mom with an infant, I believe my voice needs to be heard now more than ever. I have the right to advocate for the future that I hope for my daughter to experience. I don't know how to find out about the timing and locations of important meetings, and when I do hear of them I cannot go. This is not okay, and makes it easier for the local government to make decisions that do not reflect the best interests of their constituents.
I participated in opposing the Rain Tax. Thank goodness. When the COA executor came he told me that he was going to work on transportation - especially meshing the county and city bus routes. I have not seen this happen. What I have seen is a continual desire for overreach in every area. I find this extremely upsetting. There appears to be concerns for things that we have little impact on. As I said earlier, affordable housing is impossible with the over-regulation and high taxes. Careful planning is needed so that we do not continue to lose farmland. And why attend a meeting. Their minds are made up before hand and they think of the public as an annoyance.
I spend time on global issues and political issues.
I think County is in an environment of "squeaky wheel gets the grease." I've tried to express opinions and concerns in calm, respective manor and get drowned out. There is a need for common courtesy and mutual respect.
I tried to vote in someone who cares about the county the way I do so I now I have to attend meetings and demonstrations in order to make my (and others) voices heard by the BOS. I'm

15a- What makes you think there is not opportunity for you to participate in community issues and local public affairs?
a single parent who owns and runs my own business. My time is precious and now I have to stay on top of what's happening in the county.
I work full time and have kids. Getting to meetings to voice my concerns is near impossible. There should be opportunities for online engagement in these meetings.
I would be shouted down and ostracized for speaking out against the social justice narrative.
I'd like to see more Republican events in the area. Free events not \$50 dollar dinners. I'd like to see us stop focusing so much on race and being multi cultural. Hire the most qualified and don't worry about the color of the person. We are widening the gap, by focusing so much on it. People are getting burnt out on the whole diversity issue.
If I speak out as a citizen I'm afraid the police will put me in the hospital or in jail. We have lost the ability to speak freely at public meetings. It's a disgrace.
I'm not in a "community". Very rural
In my neighborhood, there are not a lot of community meetings. There is no Community Center at North in Hollymead, the Forest Lakes community dominates the area and folks who live outside of Forest Lakes don't have parks, or areas to recreate with their children. I don't know how that's going to be resolved.
It has been my past experience that my participation has no bearing on what happens as any opinion or idea that goes against the grain of those who have power to make decisions fall on deaf ears, hence my negative answer about enough diversity and trusting the local government. I only have so much energy so need to focus it on things that get results instead of focus on whining members of the community and local government officials.
It is a closed shop. Only friends of friends have an opportunity to be heard, that is developers and PC correct people. The government has forgotten the average citizen.
It is not safe for one to express ones position on political issues during these times.
It seems like things get passed without public announcements
Its hard to know what is available. There is no one clear-house for local meetings and group gathering. I often hear about meetings after they have happened on the local news.
Lack of adequate notice, inconvenient meeting times and lack of concern by local representative.
Lack of time to attend meetings.
Meeting times, meeting locations, lack of childcare.
Meetings are always held when I'm at work
Meetings are during the day. Most things are not part of the County. All sports are paid out to SOCA. Would be great for county opportunities for all rather than monopolies for external organizations.
Meetings are hard to get to. Having them at night is better than during the day. But families with kids who need to be fed and put to bed don't have a lot of spare energy for going to a meeting.
Minds are all ready made up, input is ignored.
Monagomous Christian conservative white males are derided by the bos and shunned overall by the county administration. I see disgust in the eyes of the absentee ballot employees whenever i go there to vote.
Most County business is conducted in the middle of the workday when everyone I know who is not retired is at work or school. Most meetings in the evenings conflict with other meetings or events for church or school.
My age and the fact I seem to live in a democratic group of people that seem to be headed for Socialism. Don,t want any part of that.

I5a- What makes you think there is not opportunity for you to participate in community issues and local public affairs?
My BoS supervisor (Palmer) has shown her contempt for my responses to her incessant demand for higher taxes and political correctness. Her rudeness is well known in my area.
My opinions are not respected. The county already has established opinions and is not likely to change.
Need more opportunities like this survey. Busy residents need easy ways to voice their opinion. A regular survey for the supervisors to hear what a large number of their residents think about issues they need to vote upon would be very helpful. People care but don't always feel welcome to call or write their supervisor on each issue. Make it simple and more residents would engage and voice their opinion. Not everyone can attend the meetings.
The address for this survey in the paper was wrong and it was just a tiny item. I had to hunt for awhile on the county web site to find this. Why isn't this more advertised?
I'd only heard about random places the county was going to get people's feedback.
NEVER HEAR OF OPPORTUNITIES.
No follow-up from county after offering to participate
No Transport. Late meetings.
None one wants to hear common sense or a differing opinion
Not all views in this county are welcome
Not being leftist liberal ensures no participation. Non-leftist are verbally attacked, our vehicles and property damaged-openly! Council approves this appalling and un-neighborly behavior. I fear for our state and my personal safety. I'm afraid to speak.
Notification, location and time of meetings and events.
Often I do not know about opportunities until after the fact when seen on the local news.
Our local government is only interested in liberal progressive ideas.
Personal schedule: work, kids, etc.
Personal situation: I have a disabled grandchild that I care for 24/7. I use the phone when opportunity to participate or surveys such as this.
Public townhalls are often held without adequate notice and planning is routinely done behind closed doors.
The Albemarle Board of Supervisors has often and recently shown disregarding for public input on issues about public safety and public policy.
The application process for serving on commissions et al is overly pretentious for volunteering
The board of supervisors don't care
The Board of Supervisors is clearly biased against those who value liberty. Folks work hard and want to live their lives without interference from the government. The BoS keeps wanting more and more. They've made Air B and B almost impossible. We pay taxes on the home why, does the County think they are entitled to that income too? If I own the property, and pay taxes on that property, why is it any business of the County? The BoS needs to respect personal property rights. And, please do NOT revisit your Rain Tax! That is literally theft!
The Board of Supervisors, and most employees, do not want to consider my opinions. They decide what they will do before bothering to have public meetings.
The BOS does not allow enough public input.

I5a- What makes you think there is not opportunity for you to participate in community issues and local public affairs?
The cost of living in Albemarle and the inefficiency of public transit means I have very little time for myself and low energy.
The county does not accept conservative thinking
The lack of transparency on the Board of Supervisors and their pompous condescending demeanor. I've attended several and the two blonds act like giggling sorority girls. Very unprofessional. Of course they are all evil democrats.
The local government is Not bipartisan, it is all one sided and is all extreme far leftist.
The locals have an agenda and don't want to hear from transplant folks.
The meetings are held at times which are not convenient for me--either during my workday or in the evening at the time I usually feed my daughter and put her to bed.
The only opportunity I know of is attending town hall meetings
The past several Supervisors RARELY have had public forms, educational events, meetings. And ALMOST NEVER in rural area communities.
The views of residents born and raised in the C'ville/Albemarle area seem to be discarded.
The way the county supervisors will change times to circumvent any opportunity for people who oppose their Marxist views, a chance to voice their concerns.
There is a difference between an opportunity to participate and the likelihood of being heard, respected, and having a snowball's chance in [profanity redacted] of being successful of having my opinion or action succeed. In any county where there one political party (ANY political party) has a stranglehold on power, it a bad thing -- and those in the minority feel powerless, ineffective, and unwelcome. It's a simple fact and it won't change until there it at least a shared power between the left and right on the BOS.
There is a general loss of touch between the government and the people. Easier to participate when you feel people listen.
There is very little information given to the public about board meetings concerning important issues. Having experienced a case in whcih a County Supervisor put the concerns or a business above thos of his constituents, I know that the wishes of the citizens are not the top concern of the members of the Board of Supervisors. There seems to be no real concern for the public's opinion and a great deal of political deal making by the members of the Board.
They don't listen to you or care about your opinions. They only look out for themselves and how much money they can take for themselves.
Time
Time of meetings and most present do not want to hear the other view. They provide one opinion and it has been drawn in a pre-meeting group (Now Democratic party meetings, Sierra Club, League of Women Voters, and others). Ask the BOS members their affiliations and what meetings they attend. Town Hall meetings are staged and structured to not heard the differing opinions. It is BAD.
Time, bureaucracy, cliques
very long meetings where the outcome is already determined. lots of "telling" and little genuine "asking"
We have single party rule in this county. Diversity of thought is not welcome with local government.
When I do participate or provide feedback, no action is taken. It's a waste of time.
When I first moved to Albemarle County, I filled out applications to be on boards and commissions. I was never selected and got the impression that applying was a waste of time.

I5a- What makes you think there is not opportunity for you to participate in community issues and local public affairs?
It appears to me that the county government is a closed shop catering to the few rather than the entire community.
Whenever I vote, the Democrats win. They do not represent me. I am so disgusted about this that I want to get out of Albemarle country.
You are openly hostile to people of differing opinions.
You need more public forums throughout the county

I6g_Other- If you were interested in learning more about or making public comment on an issue, to what extent might each of the following prevent you from attending an in-person Albemarle County meeting? - Other (please specify) - Text
Abusive behavior by public participants. Incivility.
adequate advance notice and explanation how to contribute. How can you leave this one out?
Agenda too liberal
Albemarle board of supervisors are socialist Democrats.
All of these questions are skewed to disguise your ulterior motives. Shame on you!
Bad Weather
board Did not listen last time
can't drive lng distances or at night
Caregiver for husband
Conflicts of time management
Democratic Party, Are Hateful
Disability
Disabled Child
Disrespectful citizens and lack of order.
do not drive at night
do not drive at night
Don't drive at night
Don't like public speaking, especially where are you feel intimidated if you take an opposite view of actions that other people want taken
dont like to drive at night
Fear
Fear of harassment, social media harassment
feeling like no one is really listening; waste of time
hostility based on political agendas
I am in a wheelchair. Difficult to get to some places.
i am intolerant of others in such forums.
I do not have much confidence that opposing voices are heard/considered
I don't want to be videotaped.
I feel they are biased in their way of thinking as well as the City of Charlottesville.
I live in Ct and Va and attend when I am in Virginia
I would like more on line opportunities to comment
Impossibility of rural interests being taken seriously by current urban elite county government
Information about issues
it is all just a show
It would be a total waste of time to drive 40 miinutes to get ther and 40 minutes back just to make a two minute comment then be dismissed and disregarded by supervisors who are going to do what they plan to do all along. It is a waste of time. You should know this by now since your meetings are EMPTY.
Job related
Lack of awareness of opportunities
Lack of parking

I6g_Other- If you were interested in learning more about or making public comment on an issue, to what extent might each of the following prevent you from attending an in-person Albemarle County meeting? - Other (please specify) - Text
Lack of receptiveness of supervisors to the voices of citizens
Leaders really don't care about public comment.
litter
Meetings where were are 'being told' and not seriously engaged
my opinions are ignored
My Representatives say thanks for your interest but vote against my wishes.
Noisy, violent activists
Not being listened to
Not KNOWING about a meeting
Online meetings
Only one sided ideas brought forward
Parking
process is very flawed
radicals being allowed to disrupt meetings. Unsafe environment. This seems to be getting worse in the county.
Risk associated with public scrutiny
Spanish interpreters are needed
The "rules of engagement" at county meetings are not very clear.
the decision has already been made....why go to a meeting
The fix is in in most issues
The protesters that come to the city and county meetings.
Time conflict with work requirements
Time limits to speak
Too many say the same thing
Too much yapping by the Supervisors causing the public to have to wait so long for the Public Comment section of the meeting agendas.
Unclear on how long each item will take to discuss/how long I'll need to be at the meeting to speak on the topic I came to discuss
understanding the format and purpose of meeting
Useless
we feel talked down to

I7j text- Please indicate how much of a source, if at all, you consider each of the following to be for obtaining information about the County government and its activities, events and services. - Other (please specify) – Text
Congressional/representative updates
COunty should contact residents DIRECTLY by US Postal Mail or email, not LEAVE IT UP TO CHANCE as done now. IT is done this way now DELIBERATELY to exclude input of rural residents of the county, to favor urban elite.
coverage of county issues is poor
Crozet Gazette
Crozet Gazette
Email
Email
I never heard of the County "A-Mail"
Joe Thomas and Rob Schilling
Local TV news
Meeetings
Most of the county stuff takes place behind closed doors. Everyone knows that too.
My community and residents on taskforces/Nextdoor/HOA
Neighborhood.com
Nextdoor website
Nextdoor website
Online Crozet newsletter
Only blogs have facts. You misrepresent to obscure motives.
Other groups I belong to
Rishmond Times
Rob Schilling & Show
Rob Shilling
supervisor - when we ask questions at least we get some info
The website is horrible and can't find anything
Various other internet searches on topics

I8- Is there anything else you would like to share about your experiences living in Albemarle County?
1. Roadside trash is often a major eyesore.
2. Railroad bridge underpasses are often too narrow and hazardous to bikers and pedestrians.
250 traffic into Charlottesville from the East is awful and getting worse. No relief in sight ; our supervisor was more focused on bike trails. Pantops is a mess and will get worse with hotels and convenience stores. Ugly.
A good look should be taken at the tax rates on housing in the county. I recently sold a house that was assessed \$400,000 more than I was able to sell it for. Housing prices are down, but not the assessments on higher priced homes.
Address the school equity issue.
Affordable housing belongs in all growth areas in the county. We can see from many different sources that affordable housing is not in all growth areas in the county, and there are residents determined to keep it out of certain locations. Government must make sure that affordable housing is located in all growth areas of the county.
After 25 happy years of living in Albemarle, I'm now serious about leaving. Albemarle used to be known for its outstanding rural character and I feel that is slowly degrading. That is changing and too much emphasis is being placed on economic development without serious consideration of how this will impact the County quality of life. Time to leave before the music stops.
Albemarle could do a lot to improve. The local politicians adhere to the liberal version of events. Diversity is a joke, climate change a fable. Education needs to go back to the 3 R's, get rid of SOL. More qualified teachers better pay for them and the Police force.
Albemarle County government is too big, too intrusive, and too expensive.
Albemarle county has become too liberal, and is well on its way to becoming much like New Jersey or Maryland. Lets get back to being freedom loving Americans.
Albemarle County is a great place to both live and work, however, we need to be more future-focused and embrace opportunities for development that respect our values of rural heritage and natural preservation. We could be a County that champions green living and development as well as a County that supports the natural beauty of our area. Overall, the biggest need for our County is affordable housing.
Albemarle County like the City of Charlottesville has moved to far to the "Left (progressive)" in their political leaning... as compared to MOST counties in Virginia.
Albemarle County was a wonderful place when we moved here in 2000. Please don't let too much development ruin it. Require green space in all developments as well as solar energy.
Albemarle County website desperately needs updating
Albemarle is a beautiful county and I love living here, but there is increasingly no diversity of thought and attitudes in count government, especially on the Board of Supervisors and School Board and that is very concerning.
Am tired of my taxes continually being raised and tired of all the social engineering [profanity redacted]. I don't give a fig about diversity e.g. racial quotas. THAT is discrimination against whites and it is a very hostile liberal virtual signaling. [name redacted] and his co-horts on the City Council, besides being corrupt abusing their city credit cards, were slimy race hustlers. They did a lot of damage to our area, and City and County welcome Antifa and other domestic terrorists.
As a Boy Scout, we used Robert E Lee as a dividing line for capture the flag. We bought n to the "lost cause history". I'm now embarrassed that we have these memorials to traitors up in our public spaces. I'd like to see public art that isn't designed to remind one group of citizens

I8- Is there anything else you would like to share about your experiences living in Albemarle County?
that they are supposed to "know their place". Let's remove these glorifications of the Confederacy.
At the risk of being repetitive, my family realizes very little benefit for the considerable amount of taxes that we pay. It is a certainty, though, that we can expect our taxes to continue to rise. County leaders find any excuse possible to get more out of the pocket of county residents.
Be more like Patrick Henry and Thomas Jefferson, not like Bernie Sanders and Karl Marx.
Beautiful place to live if not overdeveloped and good infrastructure.
Best library system in the state
Board of supervisors doesn't really give a crap about the citizens of Albemarle County - they just want more taxes to give things away,
Charlottesville has too much influence on county decisions.
Continue new commitment to creation of middle income jobs
Continue commitment to affordable housing for middle income working county residents
County assessments rising, taxes rising, but schools more over crowded and many county employees and teachers can not afford to live in the county.....supervisors waste money and don't spend it logically on roads and school improvements it seems like it's all about approving more home to increase the tax base
County leaders are more interested in solidarity with the liberal leaders of Cville than in representing the people in the County. End the RSA. Declare a 2a sanctuary.
County need to increase accessibility to services, public forum, etc. via having interpreters available. You may if it is necessary if no-one shows up to the event, but also how would you expect the only spanish speaking community
County needs to consider peoples land and how they can use it for taxes. County water lines run through my parents property and can delelope lot but it is taxed as if it could be built on. Also developers do what they want build subdivision and now water drains onto property and floods area that never had problem before. County does nothing about it.
County water bills should be payable on-line!
County website is horrible and glad it is being upgraded finally. Hope it is useful to citizens and that a follow up survey on it is sent out to residents within 6 months of unveiling to ensure it is functioning as needed to provide information to residents. Can't skimp on this. If it isn't getting great reviews at 6 months, then plan a second phase to get it there.
If you have a comfortable income and can be in control of your transportation and so forth, living here is great. If not, it is hard.
County workers who deal face-to-face with the public are stretched too thin during high-traffic times such as tax and application deadlines.
Cut taxes! Fire [name redacted]!
Developers seem to have their way.
Diversity is not an issue for me; I am much more concerned with ability and effectiveness. Having lived and worked in diverse and multicultural neighborhoods and countries before coming to Virginia, I am comfortable with a variety of situations. I am very much concerned when the effort to fill some category - racial, religious, cultural, etc. - takes precedence over qualifications and competence.
Second, since the events of August, 2017, and the cultural bigotry and intolerance exhibited by the city and city council of Charlottesville leading up to these events, I have generally

I8- Is there anything else you would like to share about your experiences living in Albemarle County?
avoided visiting and/or shopping in the city. I do not perceive the same level of intolerance in the County generally.
Do not become like Charlottesville
Don't let growth outpace infrastructure development.
Don't think conservative viewpoints welcome.
FINISH THAT UNBUILT HOTEL ON THE MALL AT SECOND STREET!!! Unbelievable that it has been allowed to remain unfinished for this long!! It gives the impression that the City and/or County have NO CONTROL over development in Albemarle County/Charlottesville.
Focus in on the urban ring at the expense of more rural citizens
Folks shooting guns on weekend or evening - even heard a semi-automatic.
Frustrated at lack of County advocacy for solar panels (HOAs or other sources should never deter anyone), electric vehicle adoption—local incentives for charging stations, education programs, etc.
And (I do not and do not want to run an AirBnB), let homeowners do AirBnBs.
Also, County restrictions for wedding ceremony officiants (restrictions on credentialing which do no exist elsewhere) are ridiculous, and are clearly an attempt to line the pockets of local officials. It's embarrassing.
Generally too much governance
Get the Democrats off my back and out of my pocket.
Getting worse feels like the goal is to become an outpost of NOVA!
Government has steadily become a closed loop in the last decade. As one supervisor said of me, "he is going to say we are tax and spend liberals". Fiscally we are headed for another crush as happened in 2008-09. No discipline; all spend (example is \$35 million in surpluses the last four years - all spent).
Great area physically & diverse population - I feel fortunate to live here. I get the sense that most are happy to be here to - welcoming community.
Great community with which to be a part!
Great County staff, always willing to help.
Have not been here very long which affects my ability to fully answer some questions.
Having lived in 6 other municipalities in the Commonwealth of Virginia, I would definitely say that this is the worst county I have lived in for many reasons. Taxes are ridiculously high especially since there are little or no services provided. There is no County Waste Collection, there are literally no recreation services or libraries. The Police Department services have declined greatly since we first moved here over 20 years ago. You used to see police cars patrolling the roads and enforcing the driving laws. The Police Department has been greatly understaffed for many years. Yet instead of hiring more police officers, the County spent the \$5 Million it got from the Federal Government to build an indoor training facility which was totally unnecessary and has resulted in a huge decrease in the safety provided to County Residents. The only service that the County provides that is worthwhile is the Emergency Services tho most of those are largely volunteer with supplemental assistance from the paid County employees. The decision to cut county funding to CARS however is a public travesty and another example of why the County Government does not serve its citizens well.

18- Is there anything else you would like to share about your experiences living in Albemarle County?

Highly abusive tax rates with limited representation of rural interests, extreme over-reach in County regulatory tyranny in every aspect of life, County government ignoring rural Southern character of county in order to curry favor with urban elite in Charlottesville and with recent move-ins from Northeast, rampant back-channel deals to favor irresponsible development, incompetent traffic-flow design and negligible enforcement of traffic laws, destructive permissiveness in allowing proliferation of housing development without adequate infrastructure to support it, again ABUSIVE taxation and tyrannical unrealistic BUBBLE tax-rate increases driving poor/rural/minority residents out of rural areas of county, intrusive urban regulatory regime applied to rural areas of County interfering with 300-year liberty of rural residents to exclusive benefit of urban-area residents in increased taxes and to benefit of County employees in over-paying more urban regulators & inspectors to interfere in lives of rural residents. This County government is a racket, and this county is run like New York City or Tammany Hall, and it has consistently made awful and abusive decisions turning the once leisured and pleasant and free rural life of the county into an overtaxed traffic-jammed nanny-state governed solely to benefit the governing, developers, and the non-native urban recent move-ins to the urban parts of the county.

VERY poor roadway and traffic planning has made it vitrtually impossible to drive in this county, even on rural roads. The culture of rabid self-interest in County government and back-scratching deals to promote irresponsible development at the cost of the peaceful and quiet lives of rural residents has made this County no better than a New Jersey suburb, both in the amount of traffic and, owing to very poor enforcement of laws against tailgating and speeding on rural roads, even the conditions and safety of driving on rural roads. I have lived on a two-lane rural

How do I get on the county email list? I didn't know one existed.

I am a fourth generation native to this county (that I know of). I am extremely concerned about my future ability to remain a resident and my children's ability to be future residents to this county due to the continual rise of taxes, tax assessments, and taxes hidden in the form of "fees". Our current government cannot even figure out how to adequately support our schools without taking out a loan. Schools should be at the top of the list. Have people vote on a bond referendum for things that are less of a priority and see what happens. Instead the schools are not at the top of the priority list and used to tug at peoples heartstrings to vote themselves another tax increase. A lot is upside down about that. Local government is way to big and smothering the residents that are simply trying to make an honest living and raise their families in the place they call home.

I am generally happy living here. We could benefit from more housing options for folks with limited incomes.

I am so dismayed by the level of roadside pollution ruining the beauty of our country roads. It's simply embarrassing. I'd love to see mandatory municipal trash collection - it wouldn't keep folks from outlying counties from dumping their trash on the way to work in town, but... it would help. Folks now cut costs by not having trash service - and just dump entire bags on the roadside for the animals to scatter everywhere (and I'm sure it's not good for the animals, either!)

We also need another high school to the North ASAP, and post office services for dense residential neighborhoods (such as Forest Lakes)

18- Is there anything else you would like to share about your experiences living in Albemarle County?
I am very concerned about the level of development in the county, especially the Rio Road area where I live. It appears that the Board of Supervisors and other county leaders are completely within the pocket of developers and do not care about the quality of life of county residents. It is time to dramatically slow growth in the county.
I do not believe it is the County's responsibility to designate areas for living as "mixed" either racially, affordability or culturally. People should live where they want and can afford to live. They will choose whether they want to live near people who are more like them or whether they want to live near people who are a mix. The more you focus on our differences, the more you are creating racial and cultural angst instead of acceptance and harmony. I don't think most people choose the location of their housing based on it being mixed, but rather on things like proximity to goods, services and jobs or preferring country or urban setting, and age near families with similar interests and needs have a much greater impact than whether there are mixed incomes, races or cultures.
I don't like the fact that the County allows neighboring/adjoining property owners to construct or place buildings and sheds so close to property lines. My new neighbor built a two-story building within 6-10 feet of our contiguous property line along our driveway — even with a building permit from the County! There is little to no room now for us to plant screening vegetation unless we go to the expense of moving our driveway.
I enjoy living in Albemarle county, but continue to worry about the tax increases that will fall on the locals. The city/county does not seem to care about the residents that pay taxes and more concerned with appearances and phony smoke screen projects that never seem to happen (Crescent Hall, other housing programs that have funding but has been put off to another year, etc.). I am all for affordable housing, but the city/county would rather have tax revenue from those that can pay and continue to force landlords to raise rent and housing prices to pay for their agendas.
I feel that the County was better served by having more diversity in the political parties representing the BOS. Everyone hollers about diversity everywhere else, but seems to think it's fine to only have one party representation.
I go where I want to go and do what I want to do but not everyone is that fortunate. I think supervisors make decisions they don't have to live with because they don't live in the affected areas. Certainly public transportation (with the exception of Jaunt) leaves much to be desired. Rio Rd is not likely to change much as far as sidewalks etc are concerned so high density development with increased population and traffic doesn't make sense to me.
I have a major objection to the strategic objectives of the County in 2020-22. Transportation issues are not in the top eight, while climate change is number 1. I strongly feel that local government should concentrate on using taxpayer money to address local issues. National issues should be addressed by the Legislative and Executive branches. We moved here in 2001, and Albemarle County is not the enjoyable environment that existed then. 81,000 people work in C'ville/ Albemarle, and 40k come from out of the County because they can't afford to live here.
I have a Scottsville address, but have no say in it's governance because only residents within the town can run for election or have a say. Seems kind of a waste of people's interest and energy in what is happening in the town. Limits participation.

18- Is there anything else you would like to share about your experiences living in Albemarle County?
I have been very satisfied with the county services. I am happy to hear that the latest budget includes public school infrastructure money for the areas where growth is occurring ie Crozet. While I prefer living in the rural area I believe that Old Trail development is a good model for growth except for affordable housing. Old Trail needs to have affordable housing included and I don't see that happening. Thank you for the opportunity to share my views!
I have lived here nearly my entire life. Things are getting worse because the county is focused on appeasing people who transplant here and don't have roots to the area. Diversity is not important - serving the local, established citizens is - regardless of what color they are. People who move here for a couple of years and then move on don't need to be pandered to.
I have lived in Albemarle county for 40 yrs, raised a family who attended public schools. I participated in school activities, civic organizations and political events. Very positive experiences throughout with teachers, administrators and local politicians. Albemarle county has always offered opportunities for involvement. Although, Volunteerism has always been an issue and is now magnified. We need to pay up to staff police, fire and rescue; and support staff. We need to develop trash and recycling efforts that make it easy for people to participate. We need to find and support thriving industry that's fits into our locality. The city of Charlottesville is a failure and we need to re-evaluate our relationship with them as to not be dragged down by them.
I just feel my quality of life has decreased through the years, especially in the last 5 years or so. Cost of living, over crowding, lack of parking. When I contact my representatives by phone or email I do not feel heard. More pollution, yards and streets not maintained as well. I do not have as strong a sense of community.
I just stumbled onto info about "A-mail" and signed up. In general am not aware of county business—don't watch tv, read Daily Progress, or listen to commercial radio, so most info comes from Cville Weekly, social media or community radio (WTJU, NPR).
I know the back room discussions because I was in the local government. Schedule meetings when the key affected individuals cannot attend (day meeting during crop season and use the same farmer and the representative of the farming community when it is known that individual will not differ with the majority because he wants to be like a friend to the group - the group then thinks they understand the problem completely). I can ask these questions to get the answers I want and use the poor sample to think I got the correct answer or condition.
I love living here but the uncontrolled growth is making this like NoVa. More places you go it's bumper to bumper traffic. I plan my day around the traffic congestion. Improve the infrastructure before 300+ apartment are approved on a small lot.
I love living in Virginia, and in Albemarle County. I am particularly happy that there is great health care (UVA is a TOP Hospital). I am not too old to drive, so have easy access.
I love the beauty of the mountains and the rural way of life. It is not fair to those of us that prefer the rural way of life to be forced to "get over it" when new developments move in. The developments should be kept near the city, rather than out in the country areas. The local government should care about preserving everyone's way of life, not just the wealthiest people. Local farmers need more support in order to preserve their way of life and continue providing for the community. The local government here has shown themselves to care more about making money via building developments all over rural areas, rather than supporting the people that have lived in those areas for many generations. I am not sure why the rural residents are forced to deal with the huge expansions of housing developments and big business moving into their areas, while the people that prefer the crowded way of life are given everything they want with these new developments. It seems to me that it makes more

18- Is there anything else you would like to share about your experiences living in Albemarle County?
sense to support rural areas to STAY RURAL for the benefit of preserving nature, continuing strong community bonds in those areas, and keeping Virginia green, than to move more urban settings into those areas while losing the aforementioned things.
Also, stop building developments where the roads cannot handle the traffic! That should be the most basic item on the "should we build this new development" checklist.
I miss Yancey Elementary school.
I really like the opportunity to live in proximity to UVA and all that it brings in terms of sports, arts and continuing educational opportunities. I am troubled by the divisiveness that politicians in Albemarle County and the City of Charlottesville foster. They appear to pander to one group of residents and completely ignore the views of those with differing political views. There should be no political agenda other than focusing on the needs of the residents. City and county governments' roles should be just that, not a forum for future state or national political office. I was particularly offended when [name redacted] declared Charlottesville the Capital of the Resistance. That did nothing but sow disunity in the community. It probably also made Charlottesville the target of extremist groups resulting in the tragedies of the summer of 2017. I came to Charlottesville hoping to enjoy all that it had to offer and have been disappointed by the animosity, bad reputation and close-mindedness of its political leaders undermining the fostering of a community where people are proud to reside
I signed up for A-mail. I used to get it. Now I don't.
I think there is way to much time and effort spent dividing and balkanizing people. When I meet new people I rarely notice or care what race, color, religion they are...they are all neighbors and equal in my world!
I think you need to be a big business or a person with monetary influence to be heard by the government in Albermarle County
I was born and ratsed in Charlottesville and Albermarle County was a place I wanted to live. It now seems that the Southners will not have a memorial to stand for our forefathers who fought in the Civil War. 80% of those men did not fight to extend Slavery, but wanted to keep the from coming into police the South. I say this, knowing I brought the 1st black Little Leaguer into Little League in Charlottesville. The County seems to lean with Charlottesville on this.
I was born here and lived away for 16 years. It was incredibly quiet when I was little and I appreciate the variety of learning activities and recreation here now. With more people (15k when I was little) comes more expense and more complexity. The increased multiculturalism makes this a much more valued place. Telling a more complete County history will help bring people together. Change is huge and hard to adjust to for a segment of the population. County should not forget them.
I wish it was like it was in the 1950's and 60's. Too much of everything now, especially government.
I worked for the County before moving to UVA. There was a very definite problem in Social Services with supervisors and that is why I left. I am now a Realtor. The essence of what is Albemarle County is being lost due to the lack of strategic thinking. Jobs are needed for not only white color but blue color workers. But that does not seem to be a critical need. Housing is unaffordable due to the slow-moving of various COA departments and the high cost of site planning. Then the continual creep of taxes. These can only be solved by the County yet they keep the charade that it is not. The BOS is haughty and curt. Why attend a meeting so that you can be dismissed. This is not how the County was run under [name redacted] or [name redacted].

18- Is there anything else you would like to share about your experiences living in Albemarle County?
I would like to meet a city rep, I have some ideas that could make Charlottesville an even better city
I would like to see a yearly report listing on plain terminology where every dollar the country receives comes from, and where every dollar goes.
I would like to see more housing development for over 55 residents in gated, walkable communities with local community centers.
I would like to see more people exercise their voting privilege. Greater education in schools and all places about the importance of voting in every election.
I would really like to have much more diversity and have all the residents feel comfortable and included here. I definitely would like for Albemarle Co to research its history of racism, plantations, etc., and 'own' all of the history, including lynching(s). I would like for reconciliation conversations to begin in this county like they have in Charlottesville. I would like for the county to lead the way in linking plantation history with genealogy so people descended from the enslaved would have better access to these records and can have a better chance to trace their ancestors. This county is too white for me and I want what I consider my home to be honest with its history, atone for it, potentially make reparations (however that may look). By not looking at this and 'owning' it, by going on with business as usual, upholds the system of inequality we have now. The county can be a leader in getting this front and center. I don't see how we can advance as a community until we do this.
I'm blessed to have been raised here. Our values were love thy neighbor & The Golden Rule. County and city people were kind, thoughtful, and HONEST. It was a point of pride. What happened to neighbors mattered and we looked out for one another. It wasn't always easy. This is no longer the case overall. Now we have mistrust and resentment where there was none. We were unique And blessed. We welcomed the very people who have destroyed the peace-simply because they've never experienced such and assumed the worst. Our communities are in turmoil due Our welcoming and trust that allowed you to operate as if we had none. Good people have more to do than create strife where there isn't any just so a few can feel as if they brought us to attention. Just shenanigans that harm us all.
I am also appalled at the tax rate increase this year...I own a 1/2 acre that went from \$60 000 to 75,000...in one year!!!!
I'm a native Virginian. I grew up in Lynchburg, and I prefer the Charlottesville area to my hometown because of the diversity of people and entertainment and ideas owing in large part to the University of Virginia. I love the scenic beauty, and want it preserved in perpetuity. But I think some of your questions about preserving this rural beauty &/or having to pay more in taxes is a false dichotomy. Instead, the county should stop using our tax dollars to pay high-priced consultants to study the life out of everything. County residents need our government to buckle down and address existing infrastructure issues before doling out more development rights to greedy (sometimes out-of-town) developers who're more than happy to turn Albemarle County into a Northern Virginia suburb.
In spite of my many negative answers in this survey, Albemarle County is a relatively good place to live, albeit inconvenient and expensive. I'm worried that the lack of planning is going to ruin what quality of life there is here, so that yes, it would be great to invite more businesses, but not if you're going to dump them in an already-busy traffic corridor and then build 1000 small houses next to my neighborhood and ruin the value of my home. It's personal. You're going to end up like Fairfax County and then I'll have to move again, and I don't want to.
It is a beautiful place to live, however, there needs to be more compromise with ever-growing rules, regulations and the over-reaching expanding County Code. I think the recent

18- Is there anything else you would like to share about your experiences living in Albemarle County?
Homestay rules are over-reaching for properties in rural areas!! The recently passed Barking Dog law is absurd. If you have a dog constantly barking up to 30 min, you have an animal abuse problem, not a noise pollution problem.
It is absurd how much county board of supervisors get paid in comparison to the workers of albermarle county. county workers, for example in the tax department, are paid LESS than what it takes to even afford housing here yet county board members who work PART TIME at this get paid 6 figures. I understand the importance of their positions, but really, they should be SERVING the community not taking away from other full time workers pay and services because of their inflated salaries. Are they not elected? Do they not run and serve in order to "give back" to the community?
It is growing too fast and property taxes are too high
It is prohibitively expensive to live in the county where I work and where my significant other works. We rent housing for now. We are looking to buy a home outside the county and commute to our jobs because the prices are significantly lower and come with much more 'house' for the price. For instance, a double wide in Albemarle County is listed at \$169,000. That being said, I love a lot about the county, it is a beautiful place with a lot of wonderful people. I just wish it was more affordable to people in public service jobs.
It used to be a very nice place.
It was a beautiful and peaceful area when I moved here 43+ years ago. Now, not so much.
It's expensive
It's getting too crowded to drive on the Rio Road corridor
It's a great place to live, I would much prefer the county to focus on things they can really improve upon. Our effort to jump on the climate change bandwagon with both feet is more virtue signalling than a real belief that our actions will change the world. I support local efforts to recycle, to encourage citizens to conserve energy, but not do not support heavy handed laws that will dictate where we drive or how much energy we will use.
It's good here.
It's really a very nice place to live, and the county government appears to be doing a good job. Please don't mess it up! Thanks for asking.
I've been visiting my wife's family here since we married in 1973 (she grew up on Rio Road next to Dunlora.)
Now that we've retired here, I realize the county seems hell-bent on "development." I'm dismayed when housing contractors clear-cut forests. Even so, the overall quality of life is a great improvement over crowded, polluted, noisy, ugly New Jersey.
I've lived here for 56 years and in that time, I've seen a loss of people who grew up here who can no longer afford to live here. I've seen opportunities dry up for people to make their way into home ownership with the loss of almost all local mobile home parks, and I've seen the hurdles to owning your own business get higher and higher with the loss of most cottage industries. Villages are not birthed by a developer. They grow over time as a result of the people who live there. That's almost impossible to achieve today with so much county intervention. A village has to be self-sustaining, with residents and accessible business opportunities. I'm currently leaning toward turning my back on the county that has been home my entire life in favor of a clean break with less intervention.
Keep it green, safe, affordable and less congested. Thank you!
Keep it rural. Don't let farmland be indiscriminately subdivided.

I8- Is there anything else you would like to share about your experiences living in Albemarle County?
Lack of decent cell phone and internet service is a major problem.
Last time myself and a large number appeared before the BOS they completely ignored our comments
Leave us alone and stop with all liberal views
Life long resident, seen lot of changes, some good not so good. Lot of restrictions didn't have before
Lifelong resident. Very disturbed with the growth, the traffic, the rudeness of new people. We have lost community. Family land has been taken over by Old Trail and its very sad to see you allowing more growth in Crozet.
Lived all over the world. Developed and undeveloped, dicatatorship, communist society, and democracies, rural and urban - this is the best.
Lived here 67 years. Over that time, population increase, is the primary negative factor in quality of life. Not a lot to be done about that.
Local government's only concern is their own agenda not it's citizens.
Love it here. I have lived in the county for more than 50 years... but I'm still not a "local", thus the answers about being accepted. It's a rural thing!
Love the county
Hate to see it citified
Hope taxes can be kept in check so I don't have to move
Market demand will take care of affordable housing if allowed to do so. If people can't afford housing and builders can't sell, they will start building different kinds of housing and lower prices.
More engagement from the Supervisors in their districts.
My neighbors and I are really unhappy to hear that you are considering stoping us from turning left out of Burnley Station road on to Rt. 29. There could be cheeper solutions, like more enforcement of running red light? or better lighting, rumble strips to slow down car on 29? We are especially upset because this move seems to be to benefit the cars driving into our county by people who don't even live here.
N/a
Need a street sign at Plank Rd. and Secretarys Sand Rd. Need pothole repair and wider shoulders on Plank Rd. Need pothole repair on Secretarys Sand Rd. County roads are treacherous. Need better cellphone and Wi-Fi coverage. Cellphone is critical for safety. Need fully staffed, active police and emergency services in southern part of county.
Need to raise salaries of supervisors to keep good people interested in doing the hard work.
Schools need better leadership and teachers.
Traffic is worst part of living here.
NO GUN CONTROL! Left wing gun control schemes are not acceptable and only will make law abiding citizens outlaws!
no internet. none.
No swimming pools?
No.

18- Is there anything else you would like to share about your experiences living in Albemarle County?
Noise pollution from local wineries a major problem for neighbors. Seems rights of the wineries take precedent over us long term residents. Time for events is too late. Not enough censure of wineries that create noise problems. Seems like interests of residents are low on the scale. Glad they are making money at the expense of our peace of mind.
Non stop assessment & tax rate hikes for working people to support a horde of mooching parasites, while receiving nothing in the way of so called "services" . A frothing at the mouth rabid hatred for people who have lived here for generations, all local history, the founding fathers, the Bill of Rights, and the Constitution of the state of Virginia. That pretty much sums up the definition of Albemarle County.
Not really
Not thrilled about the 25% hike in taxes you just informed us of.
On the whole I find it a great place to live. Because of my age I no longer make much use of the variety of existing facilities but they appear to be more than adequate. I like Northridge for routine medical appointments and the proximity of the emergency facility near the airport. I'm well situated for access to grocery and hardware stores. As long as I can continue to drive, my day-to-day needs are easily met. I have no problem with government services and think the County is doing a good job on the whole. My only concern is the emphasis on economic development and excessive growth.
Ongoing problem is that we have a divided community with Charlottesville and Albemarle, resulting in duplication and lack of coordination of services, artificial boundaries and divergent policies. Also, I have to see my tax dollars go to Charlottesville, yet I have no voice or representation in that government.
Our Northfields neighborhood is overrun by deer. I often see a herd of six or more on my lawn. They destroy anything you plant that's not behind a tall fence. I worry about lyme disease. I'm afraid to drive at night as they lurk on the roadsides. There are a few folks in the area who think they're cute, including my neighbor who removed all her azaleas as soon as she moved in. But I wish the county would work aggressively to cull the herds in the urban ring. Please!
Overall we've loved it because we're middle class. I want to see those who lower socioeconomic class taken care of too though.
Overall, a great place to work and raise a family.
Overall, I trust our County leaders and the Albemarle County Police.
Overall, I've found people here to be polite but not welcoming.
Overall, very positive. The County staff I have interacted with have been professional and responsive. I do have concerns that the government stick to its core mission and not expand into "social activism" ... basic services and administration is the job that must be focused on ...
Growth must be controlled and infrastructure must lead or keep pace in order to keep quality of life on track.
Please address the high prevalence of red light running in the county. It's incredibly frequent and dangerous how often vehicles push through intersections.
I am also very strongly interested and supportive of opening Biscuit Run State Park
Please do better. This - a scientific survey - is a good baseline. Thank you.
Please don't destroy what we love about this county. You don't need to build on every inch of land. You keep building resource center when there are many that are almost empty. Please

I8- Is there anything else you would like to share about your experiences living in Albemarle County?
look at traffic problems. Get out and drive on these roads during heavy traffic hours. Think ahead which was not done when the Parkway was built. Properties go down in value because of traffic issues. You raise my taxes and i don't see any thing that helps me. you are destroying the beauty of Albemarle county.
Please get some common sense conservative people on the board. Quit Gerry meandering and let the rural people have a voice. And leave out history alone!
Please make sure that new county rules are being followed for Airbnbs in residential neighborhoods. Our homeowners association won't touch the issue.
Please support and encourage small, rural businesses that support their surrounding communities. There are currently too many roadblocks to businesses such as the Batesville Store for them to remain viable. These businesses should be better encouraged. We also need community meeting areas and buildings in the Batesville area. We are a very supportive community but have limited areas where we can meet.
Poverty is shocking
Prior to events that fateful August day, our County and City government had a master plan to work off and although TOO slowly they were making some progress. Now the focus of diversity mostly in color has leaped to #1. Now the process for affordable housing has to regroup to target specifically black individuals needing housing instead of any individuals of need. The council is so afraid of making decisions they poll, hire consultants then hire more consultants.....and nothing is getting done!! Let's work together to get affordable housing and stop trying to be so PC! Make decisions!!!
Property taxes continue to increase but I do not see any improvement in county services or actions. Time and money are wasted on things the county cannot affect like climate change and should not be involved in like housing diversity.
Re the question about diversity: I am enriched by neighbors who come from different cultures(Malaysia, Bosnia, Spain, Mexico, more); however, I think in 2020, this is something that should not be a line item on the government's agenda.
Re: County A-Mail newsletter, and other email communications I've asked before and I'll ask again that when these are sent, could they please include a link to view online? There are many times that I'd like to share the content on social media, and the easiest way for me to share is to provide a link to the content - but the messages are never formatted with a link. It's incredibly frustrating. The information only gets to email subscribers, or requires a huge amount of copying/pasting. If someone in the belly of the beast of county communications would do this ONE THING, it would be incredibly helpful. Thank you for coming to my TED talk. :-)
Re: Crozet Master Plan - Do not feel confident that the amount of time and effort being put into collecting public input will have any impact on County's decision making process.
Real estate taxes too high
Difficulty in challenging them
Recycling makes absolutely no sense except for aluminum. Third world countries are starting to refuse to accept the other "recycling" or just dumping it in the ocean.
Rich get richer and the poor get poorer
Roads in southern Albemarle, and associated bridges need widening.
Rural community is not friendly or supportive. Very insular and private.

18- Is there anything else you would like to share about your experiences living in Albemarle County?
Sad to see the direction we're going
Schools have been our biggest issue since moving here. Teachers and staff are good but the curriculum and reliance on electronic devices for teaching is terrible.
Some real lack of trust with the local government, particularly with the school board, police department, and county executive. I watched the county executive be called to the stand over and over and over again in a court case involving a public meeting. He was asked the same questions over and over again, until he changed his answers enough to satisfy the county prosecutors. That does not inspire confidence in the honesty or transparency of my local government officials. He needs to resign, it was a pretty grievous display.
Stop catering to businesses and make the human needs of your residents your main priority.
Stop making the roads wider and faster.
Stop raising taxes and leave our single family homes alone.
Stop redistricting kids!!! People pick their homes based on where they want their children to go to school, how long of a commute they are ok with. It's not right to push people out of their schools so new residence can have the schools long standing residents have paid for.
STOP the growth NOW!! Stop the development now. You are making the county into a city. Maybe making the city and county into one government might solve some problems. Let Charlottesville be a larger city with parks, affordable housing and transportation and jobs. If you don't protect farmland, returning to a rural, beautiful place, no one will want to live here. Have the courage to be different! Stop urban sprawl. Be unique! You could use many areas as an example, but look at Pantops. What were you thinking when one of the prettiest views in town was marred by ugly development? Ah, more revenue for the county of course. There is no end to this, unless you have the will, the courage, the foresight to stand up and make some huge changes. You will have to stand up to criticism and controversy, but your children and grandchildren will be proud. If you don't do it NOW, picture what it will look like in 50 years - a polluted, traffic-choked, ugly place with no water.
Taxes are out of control. When my budget becomes affected by the amount of taxes I have to pay, then it affects everything that I spend money on. As a retiree I'm finding it harder and harder to balance my budget and save any money for future expense. I realize that many in our county have children in our school system, but there comes a time when the school budget has to be looked at the same as my budget, and not everything can be had that they desire immediately. And when we look at raisers for county employees, you have to remember that retirees got less than 2% Social Security increase and then a 2% Medicare premium increase. So while their salaries continue to grow mine is being decreased by ever increasing taxes. Why should they arise be higher than what I get on Social Security? Especially since my rates are being based on cost of living.
Taxes are too high...makes it very hard for fixed income people to pay.
Taxes too high, crazy people representing me in government. Compared to when I moved here in 1965, when it was a lovely conservative community, I don't recognize it anymore! It's very sad.
Tell the truth, don't let left leading progressives and [name redacted] and Northern Virginia Democrat's take over our State & Beloved County.
Thank you for asking
Thank you for the opportunity to comment.
Thanks for providing this questionnaire. I hope it will prove helpful.
The Albemarle County that i grew up in is no longer here

18- Is there anything else you would like to share about your experiences living in Albemarle County?
The board of supervisors don't care about the people. They do whatever they want for themselves
The board of supervisors should be working hard to attract and/or keep business in the county rather than bowing to a select group of people who are loud and boisterous.
The BOS ignores the citizens.
The BoS is too left wing and Liberal, and never saw a Tax it did not like.
the company in charge of dog licenses said they would send a bill.. now february and no bill. The county thinks they are saving money farming this out but the company is not doing a good job.
The county is great. It needs a comprehensive high school in the north.
The County needs NOT to become The City chasing rabbits down holes like The War Memorials, Climate Change and being all Democratic The County is becoming too much left leaning and needs to get out of the revenue sharing fiasco.
The county restricts land development to 21 acres but doesn't adjust taxes. 21 acre lot size is not dense enough to allow any adequate commercial development including cell tower service. Rural areas will never get services with restricted land development.
The Daily progress is typically left leaning, I don't get it anymore. Don't watch TV. Wish the Government was smaller and would stay out of everything controversial.
The High School is a terrible wreck. Too many kids jam packed into one place. Need to have another school if the County continues to grow.
The increase in income last went mostly to the county. This was mainly to increased assessment. If the rate goes up it will all go to the county.
The local media (print, online, tv) all have a bias that skews reporting. It makes trusting these sources for anything difficult. I get most of my information from my own research and speaking with people who are more connected to issues.
The NE corner of Albemarle is all but forgotten. We have very poor wired phone service (Verizon), poor cell service and no internet. Emergency services aren't readily available. While rural living is great, it would be nice to enjoy some of the services others in the county receive.
The people showed up in record numbers to ask to be a gun sanctuary city, and the Board ignored the peoples' desires. This is a community with a large hunting demographic of responsible gun owners, but the Board wants to put politics before people.
The political climate is awful - if you don't blindly support more programs, and needs for same as decided by Council and Supervisors, you are a pariah. Former Gov. [name redacted] and al debated these issues. Looks like we both lost in Albemarle county.
The rural residents are not only ignored but disparaged. It is assumed that we are too stupid to care about clean water! It is assumed that we do not preserve wildlife, or that we are not caring stewards of our land. If it is YOUR water, you will take care of it. If it is YOUR land, you will take care of it. People do not trash what they value and what belongs to them. It would show some maturity for the county to trust the individuals and landowners who work to make the county beautiful. It is their land, and they make it beautiful and safe. And the county does not seem to understand this basic principle of human nature. And the supervisors will alienate so many landowners that they will move away, or, if they have development rights, go ahead and develop the land and get the hell out of Albemarle County. If you want the county to remain as it is, with the beauty that the County brags about, TREAT people respectfully and have faith in their stewardship and don't insult them with ordinances. Make them feel appreciated. Use a little psychology. Our supervisors are going to ruin everything. Have the

18- Is there anything else you would like to share about your experiences living in Albemarle County?
trash picked up or put up signs with fines for littering. Smooth out the roads, "rustic" pave the gravel/dirt/pothole roads. But listen to the other side for a change.
There are ample sources for information for County residents.
There is an air of pretension encountered throughout many areas of the county including county government. It does not foster a sense of community.
There was A Man of color, a Police officer who wanted to arrest me because the USPS and UPS hate me because I am a Native American Woman of Philadelphia and Blackfoot Cherokee nation raised By Jewish People. I'm Grateful to be a Conservative.
Things have gotten worse Sonics we have moved here in 1964. I want to get out of Albemarle county. Liberals and Democrats have ruined it.
This county was great place to live when my father moved here in the sixties and was a good place to live when I graduated from high school in the early 2000s but has steadily declined at an exponential rate. If I wanted to live in the DC beltway I would have moved there and now i will probably be forced out of my home by people who are not only ignorant of the area but dispise it and think they need to punish the local inhabitants.
This survey is designed to give local leaders cover to invest in mixed use real estate. Providing lower cost housing will 1) cause existing low income housing to deteriorate or go Section 8, cause an increase in lower income citizens who will not pay taxes, 3) strain schools as budgets increase to care for free and reduced lunch students and students with English as second language—and that will cause property taxes to increase to pay for it all!
Too many long term residents that don't want to move out of the dark ages. They've got their piece of the pie
too much emphasis is placed on listening to the needs of the wealthy people who own large farms in the rural areas and who fund certain of the Democratic members of the County Board of Supervisors -- the wealthy supporters of Piedmont Environmental Council and similar groups, who do not need to worry about economic development, career ladder jobs for their grown children, affordable housing, public schools, sidewalks, etc. The Board should consider expanding the growth area boundaries to provide more opportunities for more commerical and industrial development to generate more tax revenue to support desired services and CIP projects
Too much ole boy network of officials and those who have lived here their entire lives means modernization cannot honestly occur.
Used to be a great place to live. Then the democrats took over, raised taxes, import immigrants from third world [profanity redacted], [name redacted] haas has turned the acss into a leftist dumpster fire.
Very blessed to live here. Have been active in the past but am busy now with other projects . Thank you to everyone who gives their time to make this a wonderful place!!!!
Very happy here except: New development destroys environment and doesn't compensate. Solar panels should be required as part of zoning. My child can't ride his bike to Jouett because there is no bike path. Many places I commute to do not have continuous bike paths.
We are lifelong County residents and the landscape and affordability has changed drastically and not for the good of the residents. Housing is not affordable. Roads are overcrowded. Schools are overcrowded. People move out of Albemarle to find affordable housing. All

18- Is there anything else you would like to share about your experiences living in Albemarle County?
shopping is located in one area - 29N - which is not convenient and traffic is a nightmare. We and others shop out of the area which is more convenient and friendlier service.
We are sponsoring a young man of color in our house who is attending PVCC and his experience is definitely different than our own (we are white). The lack of diversity in Albemarle County has been very difficult for him.
We are very fortunate to have had success in our business careers. We always intended to move to be close to UVA. With that said over the years we have been consistently disappointed with the overall community of Charlottesville. We no longer identify that way – we say near Charlottesville. Cville is obsessed with race / racism / victimization. That is the central theme of the area as promoted by the ethic community and progressive whites. I would not have moved here if I knew that this would be the theme. Also, the teaching of hate against police by the black community is misguided and wrong. Finally, many years ago my father was a police officer. And, I wrote my company's first affirmative action plan in the 1970s and in my career hired thousands of minorities and women, established training programs to make them successful as the Country came to grips by what needed to be done. I am proud of what I did but disappointed as to where are now. My work apparently failed.
We enjoy it here!
We have a winery being built a half mile from our home, in which they have built a noisy large manufacturing building, and there wasn't any neighbor input, notice or consideration given to any of this. Our road is very tiny. We also have people purchasing property and putting up temporary housing, like yurts, that makes property values decline. The county must be more vigilant about property use, and public input about zoning must be invited.
We need more Animal Protection Officers and more focus on education and rehabilitation for animal cruelty and animal neglect situations. There is a strong link between violence against animals and violence against people so we need to prioritize education and rehabilitation for people who are charged.
We need more development. Stop taxing residential homeowners more each year. Stop raising the meals taxes. The BOS continues to look for ways to spend money.
We need more roads going into Charlottesville from Crozet. Options not including Fontaine or Barracks Road. Traffic at rush hour is awful near entrances to 250 and 64.
When we first moved here, we were delighted by the sense of a more rural living environment. However, with the rapid rate of development, we are very disenchanted and disappointed with the lack of responsible oversight by the county.
When we have attended city public meetings, feels like a decision had already been made. The meeting feels like they are trying to justify their decision.
When we moved here the major roads were lined with beautiful trees and there were few traffic lights! My wife could be to work at UVA hospital in 10 minutes or less but now it takes 30 minutes! We moved to be closer to our work and our taxes were half of what we were paying in Staunton Virginia! Today our taxes are 10 times what they were and our wages and home value have only increased less than 100 percent something is total wrong with such increases to live in a county we love! My great great grandfather is from Albemarle County before he moved to Augusta County, maybe it's time for me to move just like he did so many years ago!
When you demonstrate fiscal responsibility as far as Climate Change, you will have more people involved. This means NOT tying tax money to climate. Folks don't take it seriously when you say the only way to end climate change is taxation. NO one believes it because it's so arbitrary. Focus on conservation and recycling and up cycling—NOT tying tax money to climate change as it seems dishonest.

I8- Is there anything else you would like to share about your experiences living in Albemarle County?

You people are attempting to destroy it.

your question about being willing to pay more taxes in order to have less development is deceptive or at a minimum totally opaque - almost all studies show that development costs local government more than it returns in terms of property tax revenue (primarily because of school costs, but hey, its ok for people to have children). the county needs to get richmond to return the power to demand proffers from developers. or be more aggressive about upping density at critical transport nodes and then providing more money for transport alternatives to cars.

J4_Other- Where do you typically access the Internet? Select all that apply. - Other (please specify) - Text
Airport
Church
Gym
I just moved and my new house won't have internet for at least a month because Comcast is terrible and they are my only option right now.
in the car
on a smartphone
Stores/Shopping
Urban ring.
Via cell/smartphone

J5_Other- Do you own or do you rent your current home? - Other (please specify) – Text
Caretaker
community living organization
live with family
Live with parents
retirement community
Senior Living - Colonnades
What does this matter?

J7_Other- Which of the following best describes you? - Other (specify) - Text
Caregiver for elderly parents
Full time elderly parent care. Part time artist.
None of your business
taking care of our small farm and horses
Too Adviser for the Greatest President of The United States
Volunteering full time
Working more jobs than 3 people and retired from 2

J7a_Other- Where is your primary place of employment located? Other - Text
Augusta County
Augusta County
Both city & county
Buckingham
Chesterfield County
City of Harrisonburg
DC
Detroit, MI
freelance contractor for out-of-state job
Madison
my employer is in Atlanta
New York, NY
Northern Virginia; I work virtually
Orange County
Orange County
Orange County
Out of state
Raleigh, NC
Remote
Remote, state of mass
Telework from home in Albemarle County
Travel NE Corridor
Washington, DC
Washington, DC
Work from home
work online for a college in a different state
work remote for business in MA

J7a_NotSure- Where is your primary place of employment located? - Not sure - Text
telework
University of Virginia
UVA
UVA Medical Center

J10_Other- With which race(s) do you identify? Select all that apply. - Category not listed (Please describe): - Text
Appalachain American
Euyropean American
mixed
Mixed

Appendix H:

Methodology

About the Survey

Albemarle County contracted and funded the Center for Survey Research (CSR) to conduct the 2020 Albemarle County Community Survey. The purpose of the survey of Albemarle County residents was determine opinions about quality of life in Albemarle; assess satisfaction with County services and preferences for tax allocation; identify barriers and level of access to resources and assets within the county; understand residents' sense of belonging and preferences for inclusion; and measure opinions on growth and development in the county.

The survey employed a mixed-mode and mixed-probability design. The probability address-based sample (ABS) was based on all households in Albemarle, and ABS sample members were contacted via postal mail following a mail-forward design with a delayed invitation to complete online. The probability sample provides the survey's basis for statistical inference to the Albemarle population. To ensure all Albemarle residents could voice their perspectives and participate in the survey, an open-source online version of the questionnaire was posted to Albemarle County's website and available for any individual to complete. Responses collected through the open-source survey are considered non-probability completions and are not included in analyses testing for statistical significance.

Questionnaire Development

Albemarle County prepared the initial conceptual outline for the survey. Together, CSR and Siri Russell, Director of Albemarle's Office of Equity and Inclusion, finalized the conceptual outline. Based on this outline, CSR prepared an initial questionnaire.

The survey questionnaire was pretested online with CSR's regional survey panel BeHeardCVA. All Albemarle panel members were invited to participate. The pretest ran from November 7, 2019 through November 15, 2019, during which time 156 respondents participated. As a token of appreciation, all pretest participants were entered to win a \$50 gift card. Based on pretest feedback, significant edits were made to the questionnaire, including the addition of a section on growth and development, additional open-ended questions throughout, and reorganization of questions to improve flow and clarity.

The final questionnaire was formatted for paper and programmed online in Qualtrics. The questionnaire was available in English and Spanish. A full copy of the paper questionnaire can be found in Appendix E.

Sampling

As noted, the survey employed both probability and non-probability recruitment methods. The non-probability version of the survey was available to any Albemarle County

resident over 18 years old who was interested in sharing their feedback with the County. The probability sampling method is described in detail below.

Probability Sample

The population of interest for the probability sample was Albemarle residents. To reach this population, CSR purchased an address-based sample of residential addresses from Dynata, Inc. (formerly known as SSI or Survey Sampling International), a nationally recognized vendor for scientific survey samples. The sample is based on the address lists compiled and maintained by the U.S. Postal Service. The sample excluded addresses identified by the post office as businesses, vacant or seasonal homes, and P.O. Box addresses. CSR worked with sampling vendor to also drop dormitories from the sampling frame. The sampling vendor appended names of household occupants to the addresses where those were known, using data from white pages telephone directories and other sources.

In an effort to maximize the number of completes from all areas of Albemarle and improve representation of responses, the sample was stratified based on two factors: the Census Bureau's Low Response Score (LRS) of Census tracts and expected racial representation within Census tracts. The sample was drawn based on three stratum: Low response propensity, high response propensity, and high representation of racial minorities. Households in the high response propensity stratum were sampled at a lower rate since a high response is expected from households in that stratum. Households in the higher racial minority stratum were sampled at higher rates in an attempt to increase representation across racial and ethnicity categories in the final sample. Specifically, households in the high racial minority stratum were over-sampled at a rate of 1.35, those in the higher response stratum were under-sampled at a rate of 0.65, and households in the low response stratum were sampled at a rate of 1.00.

A final sample size of 5,000 households was drawn. The table below presents the breakdown of the final sample across the strata.

Table 1-H. Probability Sampling Stratification Summary

Stratum	Proportion of Albemarle population	Proportion of sample	Number of households in sample	Relative sample proportion
Higher racial minority representation	29.9%	40.4%	2,020	1.35
Low response propensity	40.6%	40.6%	2,028	1.00
High response propensity	29.5%	19.0%	952	0.65
Total	100.0%	100.0%	5,000	

Data Collection

The survey launched on January 9, 2020 with the mailing of an advance letter to the ABS sample of 5,000 households. The open-source web survey launched on February 3, 2020. Data collection, across all samples and modes, closed on March 17, 2020. The probability data collection followed a confidential protocol to facilitate targeted follow-up to non-respondents. The non-probability data collection followed an anonymous protocol. Greater detail across each mode of data collection is provided below.

Probability Data Collection

The first contact with the 5,000 households in the ABS sample was the mailed advance letter (signed by Albemarle County Executive Jeff Richardson) on January 9, 2020. This letter was followed by the questionnaire packet, mailed on January 14, 2020. The questionnaire packet included a cover letter (signed by CSR Academic Director Tom Guterbock), questionnaire booklet, Spanish request postcard, and prepaid return envelope. A thank you/reminder postcard was mailed on January 30, 2020.

The second questionnaire packet was mailed to non-respondents on February 14, 2020. The second packet included a modified cover letter that included a short url and unique access code to allow participants to complete the survey online. The packet also included the paper questionnaire booklet and postage-paid return envelope. Data collection closed on March 17. The full production timeline can be seen below.

Table 2-H. Production Timeline for Probability Data Collection

Task	Date
Mail advance letters	January 9, 2020
Mail first questionnaire packets	January 14, 2020
Mail thank you/reminder postcard	January 30, 2020
Mail second questionnaire, web-referral packets	February 14, 2020
Close data collection	March 17, 2020

CSR managed the tracking of responses and performed data entry for all paper completions. Data entry validation was performed on approximately 15% of submitted questionnaires.

Non-probability Data Collection

Data collection for the online open-source survey began on February 3, 2020. Albemarle County managed promotion of the non-probability, publicly available survey. Participants could access the public link to complete the questionnaire on the Albemarle County website. The first question in this version asked the respondent if they were accessing the questionnaire on either a personal computer/device or a public computer/device (e.g., at a library, school, etc.). A setting was programmed for the open-source online

questionnaire that permitted only one completion per IP Address for respondents who indicated they were using a personal device. This setting was enabled to inhibit the same individual from taking the survey multiple times, also known as “ballot box stuffing.” The open-source survey was also available in English and Spanish. Data collection for non-probability responses ended on March 16, 2020.

Survey Response

In total 2,431 survey responses were collected. This count includes probability and non-probability cases across both modes of data collection. The specific breakdown is presented in Table 3 below. Probability responses were de-duplicated across the two modes of data collection to ensure only a single response per household was recorded. In instances when a household completed the questionnaire more than once, the first submission was accepted and subsequent entries dropped from the data file.

Table 3-H. Survey completes by mode and sample type

	Mode of Data Collection		
Sample Type	Paper	Web	Total
Probability	1,435	72	1,507
Non-probability	N/A	924	924
Total	1,435	996	2,431

Response Rate

Among the probability sample, 1,507 respondents submitted a usable questionnaire.¹ Following the American Association for Public Opinion Research (AAPOR) disposition codes and response rate calculations,² this number of completes yields an estimated response rate (RR4) of 30.2%. Table 4 presents the counts of final dispositions of all households from the probability sample using AAPOR disposition codes.

In addition to the 1,501 completions, six respondents partially completed the questionnaire, providing enough usable data to warrant inclusion in the final data file. Twelve individuals opted-out of the survey. Twenty-nine additional, non-duplicate questionnaires were returned to CSR but received after the data collection window had

¹ A response rate cannot be calculated for the non-probability completions as there is not a starting target sample from which to calculate response. In other words, it is unknown the number of individuals who were aware of the opportunity to participate in the open-source survey yet chose to not complete a questionnaire.

² American Association for Public Opinion Research. *Standard Rates and Definitions: Final dispositions of case codes and outcome rates for surveys*. Ninth Edition, 2016. Available at: http://www.aapor.org/AAPOR_Main/media/publications/Standard-Definitions20169theditionfinal.pdf

closed. These 29 questionnaires are neither included in the final data file/analysis nor the response rate calculation. Three hundred and sixty-four households in the sample had bad mailing addresses and could not be reached. The mail sent to these 364 households was returned to CSR by the postal service and marked as undeliverable. Since it is not known whether these addresses were actually unoccupied or non-residential units, we do not exclude these cases from the denominator when computing the response rate.

Table 4-H. Probability sample dispositions

AAPOR Code	AAPOR Disposition	Counts	Percent
1.1000	Complete	1,501	30.0%
1.2000	Partial	6	0.1%
2.1000	Refusal	12	0.2%
2.2500	Respondent unavailable during field period	1	0.0%
2.2700	Completed questionnaire, but not returned during field period	29	0.6%
2.3100	Deceased respondent	1	0.0%
3.1900	Non-interview – Nothing returned	3,084	61.7%
3.2500	Bad mailing address	364	7.3%
4.100	Out of sample	2	0.0%
Total		5,000	100.0%

Data Preparation

CSR carried out the data preparation for analysis, which required the labeling, cleaning, and merging of paper and online data across both sample types. While the probability and non-probability data were aggregated, the data were analyzed separately. A comparison of the two sample across all survey questions can be reviewed in Appendix B. All data preparation and analysis was carried out using SPSS.

Weighting

As noted, the probability sampling design for the study included stratification across three strata as a means to increase representativeness across Albemarle. The higher racial minority stratum was sampled at a higher rate while the high response propensity stratum was sampled at a lower rate. To produce accurate survey estimates of Albemarle as a whole, the probability data were weighted so that each household receives a weight inverse to its probability of selection under the specified sampling design. This weighted adjustment to accommodate the effects of the sampling design is known as base weighting, and was applied to the probability sample.

Once the base-weights were applied, an additional step known as post-stratification weighting was performed on the probability data. When surveying the general population, the demographic profile of the survey respondents rarely matches the profile of the population under study. To address this, post-stratification weighting adjusts the survey data to match the population on selected demographics. By doing so, representativeness of the sample data is improved. Further, to the extent that answers to survey questions are related to the demographic variables included in the weighting, these post-stratification adjustments also reduce biases in survey estimates.

For this study, CSR weighted the probability data on one variable: race by homeownership. This variable contained eight categories: White homeowner, White renter, African American/Black homeowner, African American/Black renter, Asian homeowner, Asian renter, Multiracial/Another race homeowner, Multiracial/Another race renter. A statistical method called 'rim weighting' or 'raking' was used to adjust the sample proportions on this variable to closely approximate the population proportions on this same demographic.

As can be seen in the table below, renters were under-represented across racial/ethnic affiliations, and White homeowners were over-represented. Post-stratification weighting helped to bring the probability sample in closer alignment to the Albemarle population on this measure.

Table 5-H. Sample and population distributions across race by homeownership

	Non-probability Sample		Probability Sample Unweighted		Probability Sample Weighted		Albemarle	
	Own	Rent	Own	Rent	Own	Rent	Own	Rent
White	85.3%	6.7%	76.4%	13.6%	60.0%	27.2%	59.1%	26.8%
African American/Black	1.9%	0.1%	2.4%	1.2%	3.2%	3.4%	3.2%	5.2%
Asian	0.4%	0.1%	1.9%	1.2%	1.6%	1.5%	1.6%	1.6%
Multiracial/Another race	4.8%	0.4%	2.3%	1.0%	1.5%	1.5%	1.1%	1.5%
<i>Total</i>	92.5%	7.5%	83.0%	17.0%	66.3%	33.7%	65.0%	35.1%

The Albemarle population figures used in weighting and shown in these tables are from the U.S. Census Bureau's American Community Survey (ACS) 5-year Estimates (2012-2016).

Demographic Overview

While the post-stratification weighting only incorporated race by homeownership in its statistical process, other demographic proportions within the weighted probability sample were impacted by weighting.

As seen in Table 6, approximately 55% of the weighted probability respondents were female; the non-probability sample was 52% female. Slightly less than a third of the weighted probability respondents (31%) were 70 years or older, one quarter were between 60 and 69 years old. Fifteen percent were ages 50 to 59, and the remaining ~30% of respondents were under 49 and younger. Both the probability and non-probability samples skewed much older than the population.

Table 6-H. Sample and population distributions across gender, age, children, and Hispanic origin

	Non-probability Sample		Probability Sample Unweighted		Probability Sample Weighted		Albemarle	
	N	%	N	%	N	%	N	%
Gender								
Male	352	46.9%	675	46.3%	651	44.6%	39,279	46.9%
Female	393	52.3%	784	53.7%	808	55.4%	44,088	53.1%
I wish to provide my own description	6	0.8%	0	0.0%	0	0.0%	--	--
<i>Total</i>	<i>751</i>	<i>100.0%</i>	<i>1,459</i>	<i>100.0%</i>	<i>1,459</i>	<i>100.0%</i>	<i>83,367</i>	<i>100.0%</i>
Age								
39 and younger	76	10.4%	192	13.5%	232	16.4%	32,504	38.9%
40-49	84	11.4%	178	12.5%	176	12.4%	12,211	14.6%
50-59	130	17.7%	227	15.9%	217	15.3%	14,392	17.3%
60-69	225	30.7%	370	26.0%	350	24.7%	12,684	15.2%
70 and older	219	29.8%	457	32.1%	442	31.2%	11,576	13.9%
<i>Total</i>	<i>734</i>	<i>100.0%</i>	<i>1,424</i>	<i>100.0%</i>	<i>1,416</i>	<i>100.0%</i>	<i>83,367</i>	<i>100.0%</i>
Household has children in the home								
Yes, have children	158	20.0%	290	24.2%	276	23.1%	11,589	29.0%
No, no children	633	80.0%	907	75.8%	921	76.9%	28,426	71.0%
<i>Total</i>	<i>791</i>	<i>100.0%</i>	<i>1,197</i>	<i>100.0%</i>	<i>1,196</i>	<i>100.0%</i>	<i>40,015</i>	<i>100%</i>
Hispanic/Latinx origin								
Yes	12	1.7%	35	2.6%	35	2.6%	3,693	4.8%
No	689	98.3%	1,334	97.4%	1,331	97.4%	73,992	95.2%
<i>Total</i>	<i>701</i>	<i>100.0%</i>	<i>1,369</i>	<i>100.0%</i>	<i>1,366</i>	<i>100.0%</i>	<i>77,685</i>	<i>100.0%</i>

Approximately 23% of weighted probability respondents reported that they had children living in the household. Both the probability and non-probability samples had fewer households with children than is reflective of the population. Considering the older skew of the survey samples, this finding is not surprising.

2.6% of probability respondents identified themselves as being of Hispanic or Latinx origin, which is a greater proportion than represented in the non-probability sample, though both show underrepresentation compared to the population of Albemarle.

As seen in

Table 7, 46% of weighted probability respondents were working full-time, an additional 10% were either working part-time or were self-employed, and 36% percent were retired. Of those reporting their income, 23% had annual household incomes less than \$50,000, 34% earned \$50,000 to \$99,999, approximately one-fifth each earned \$100,000 to \$149,999 (21%) and \$150,000 or more (22%). Both survey samples skewed toward a higher average income than the general population, but the probability sample did have slightly better representation across categories.

Approximately one-fifth (21%) of weighted probability respondents' highest achieved educational level was some college or less. Twenty-five percent had attained a four-year college degree. Two-fifths (41%) had completed a graduate program.

For complete frequencies of the probability sample, see Appendix A. For additional comparison between the probability and non-probability samples, see Appendix B.

Table 7-H. Sample and population distributions across employment status, income, and education

	Non-probability Sample		Probability Sample Unweighted		Probability Sample Weighted		Albemarle	
	N	%	N	%	N	%	N	%
Employment status¹								
Employed full-time	324	41.8%	655	45.6%	656	45.7%	--	--
Employed part-time	61	7.9%	136	9.5%	137	9.6%	--	--
Looking for work	3	0.4%	14	1.0%	16	1.1%	--	--
Stay-at-home-parent/Homemaker	23	3.0%	43	3.0%	42	3.0%	--	--
Student	7	0.9%	18	1.3%	29	2.0%	--	--
Retired	340	43.9%	542	37.7%	519	36.1%	--	--
Disabled	9	1.2%	25	1.7%	34	2.3%	--	--
Other	8	1.0%	3	0.2%	2	0.2%	--	--
<i>Total</i>	<i>775</i>	<i>100.0%</i>	<i>1,436</i>	<i>100.0%</i>	<i>1,436</i>	<i>100.0%</i>		
Household income								
Less than \$50,000	70	11.5%	230	18.8%	283	23.1%	13,693	34.3%
\$50,000 to \$99,999	197	32.3%	406	33.2%	421	34.3%	12,183	30.4%
\$100,000 to \$149,999	144	23.6%	264	21.6%	251	20.5%	6,595	16.5%
\$150,000 or more	199	32.6%	323	26.4%	272	22.1%	7,544	18.9%
<i>Total</i>	<i>610</i>	<i>100.0%</i>	<i>1,223</i>	<i>100.0%</i>	<i>1,227</i>	<i>100.0%</i>	<i>40,015</i>	<i>100.0%</i>
Education								
Less than a high school diploma	2	0.3%	18	1.3%	25	1.7%	6,057	8.6%
High school graduate/GED	19	2.5%	108	7.6%	118	8.3%	12,522	17.7%
Some college, no degree	84	11.0%	151	10.6%	162	11.4%	11,349	16.0%
Associate's degree/trade	36	4.7%	85	6.0%	91	6.4%	3,854	5.4%
Bachelor's degree	211	27.6%	359	25.3%	356	25.0%	189,31	26.7%
Some graduate work	84	11.0%	84	5.9%	84	5.9%	--	--
Master's, Professional or Doctoral degree	329	43.0%	616	43.3%	588	41.3%	18,100	25.6%
<i>Total</i>	<i>765</i>	<i>100.0%</i>	<i>1,421</i>	<i>100.0%</i>	<i>1,423</i>	<i>100.0%</i>	<i>48,837</i>	<i>100.0%</i>

¹ Comparable categories are not available in the American Community Survey

Margin of Error

The margin of error for the *probability* sample³ is approximately +/- 2.8 percent at the 95 percent level of confidence. This means that if the survey was repeated with 100 different random samples, the results of the survey would be within 2.8 percentage points of the population mean in 95 out of those 100 iterations of the survey. If there were no other sources of error in the survey besides sampling error, it would also mean that these probability survey results have a 95% chance of being within 2.8 percentage points of the results that would have been obtained if all households in Albemarle had been surveyed and all had responded. Note that there are other sources of error in surveys besides sampling error that can be difficult or impossible to measure, these include measurement error (problems with question wording) and non-response bias (differences between those who respond and those who do not).

The margin of error is affected by the weighting of the probability data. The estimate of +/- 2.8 percent takes that design effect⁴ into account. The margin of error has also been calculated with the finite population correction factor (FPC)⁵ included. Note, that every question on the survey has its own margin of error. The overall calculation presented here is for a question answered by all respondents with a 50-50 response distribution. Margins of error would be larger for questions answered by smaller numbers of respondents or for subgroups in the data. On the other hand, questions with a lopsided response pattern (e.g. an 80-20 response pattern) and answered by all respondents will have a smaller margin of error.

For questions about the report or survey methodology, contact the Center for Survey Research at 434-243-5232 or surveys@virginia.edu.

³ A margin of error cannot be calculated for the study's non-probability sample.

⁴ The design effect due to weighting is 1.26.

⁵ The probability sample's finite population correction factor is 0.984. The FPC is appropriate when the sample is drawn without replacement from more than 5% of the population, which applies to this study's probability sampling technique.